

DC
DEL CITY
2022



YOUR DIRECT CONNECTION
for professional 12V electrical & transportation supplies

CONTENTS

2022

NEW PRODUCT 6

WIRE 9

- Wire Gauge Guide10
- Wire & Cable Comparison.....11
- General Use Wire.....12
- Specialty Wire.....14
- Cross-Link Wire.....17
- Marine Grade.....20
- Heavy Duty Wire.....22
- Battery Cables.....24
- Power Cord Wire.....26

Wire Protection 27

- Non-Adhesive Heat Shrink.....27
- Adhesive Lined Heat Shrink.....28
- Specialty Heat Shrink.....30

Loom..... 31

- Split Loom.....31
- Specialty Loom.....34
- Expandable Sleeving.....34
- Braided, Woven & Self-Wrap Sleeving...39
- High-Temperature Sleeving.....43
- Electrical Insulation.....47
- Loom Tools.....47
- Heyco® Liquid Tight.....48
- Grommets.....49

Wire Management 53

- Multi-purpose Cable Ties.....53
- Specialty Cable Ties.....56
- Hook & Loop Fasteners.....58
- Magnetic Attachments.....59
- Cable Tie Bases & Clips.....60
- Magnetic Attachments.....60

Clamps 61

- Heyco® Solar Clips & Fasteners.....62
- Clamps & Accessories.....63
- Steel Hose Clamps.....66

CONNECTIONS 71

Terminals 72

- Terminal Types.....72
- Insulation Types.....72
- Color Code.....72
- Comparison Chart.....73
- Bullet Terminals.....74
- Butt Connectors.....75
- Push-On Terminals.....78
- Ring Terminals.....82
- Hook Terminals.....86
- Spade Terminals.....86
- Specialty Terminals.....89
- Wire Ferrules.....90
- Closed End Wire Connectors.....91

Wire Connectors 91

- Tap-in & Quick Connectors.....93

Connection Systems 95

- DEUTSCH Connectors.....95
- TE AMP Superseal.....98
- AT Series™ Sealed Connectors.....99
- AT Series™ Sealed Connectors.....100
- ATM Series™ Sealed Connectors.....100
- ATP Series™ Sealed Connectors.....101
- AHD Series™ Heavy Duty Connectors...101
- Weather-Pack Environmental Connectors.....102
- Metri-Pack® Sealed Connectors.....103
- GT 150 Wire Connectors.....104
- GT 280 Wire Connectors.....105
- Packard Type 56 Series.....107
- Heyco® Solar Clips & Fasteners.....108
- Solar PV Connectors.....109
- ILSCO Industrial Connectors.....110

INDEX 357

- Part Number Index 358
- Alphabetical Index.....375

APPENDIX..... 387

- Terms & Conditions of Sale 388
- fax order form390
- credit application.....391

CIRCUIT PROTECTION..... 111

Fuses & Fuse Accessories..... 112

- AGC®, MDL® Fuses & Accessories.....112
- ATO®, ATC® Fuses & Accessories.....114
- MAXI® Fuses & Accessories.....119
- MINI® Fuses & Accessories.....120
- MICRO2® & MICRO3® Fuses & Accessories.....123
- T Class Fuses & Accessories.....124
- MEGA® Fuses & Accessories.....124
- MIDI® Fuses & Accessories.....126
- ANL® & Marine Fuses & Accessories.....127
- MCASE™, JCASE® & ZCASE® Fuses....128

Circuit Breakers 129

- Circuit Breaker Guide.....129
- Stud Mount Circuit Breakers.....130
- Blade Circuit Breakers.....133
- Switch Circuit Breakers.....134
- Push Button Circuit Breakers.....135
- Mid-Range Circuit Breakers.....136
- DEL CITY Hi-Amp Circuit Breakers.....136
- EATON Circuit Breakers.....139
- EATON Hi-Amp Marine Circuit Breakers.....140

CIRCUIT MANAGEMENT 141

Switches 142

- Toggle Switches.....142
- Rocker Switches.....152
- Rocker Switches.....153
- Rocker Switches.....154
- Round Hole Rocker Switches.....159
- Rotary Switches.....162
- Push-Button Switches.....163
- Ignition Switches.....167
- Battery Disconnect Switches.....169
- Indicator Lights.....175
- Canopy & Lamp Cord Switches.....176
- Switch Accessories.....177

Relays 178

- Change Over Relays.....178
- Change Over Relay Wiring.....178
- Micro Relays.....182
- Specialty Relays.....183
- Hi-Amp Relays.....184
- Time Delay Relays.....185
- Relay Connectors & Harnesses.....186

Solenoids 188

- Power Distribution 192
- Distribution Blocks.....192
- Terminal Blocks.....195
- Bus Bars.....196
- Dill Blox System.....199

Power Management 201

- Battery Terminals.....201
- Battery Lugs.....205
- Battery Butt Connectors.....209
- Battery Accessories.....210
- Battery Chargers, Isolators & Inverters 215

LIGHTING..... 221

LED 222

- Stop, Turn & Tail Lights.....222
- Marker & Clearance Lights.....226
- LED Specialty Lighting.....229
- Tail Light Kits.....230

Incandescent 231

- Incandescent Marker,Tail & Turn Lights 231
- Reflectors.....233
- License Plate Lights.....234
- Utility Lighting.....235

Accessories 236

- Lighting Accessories.....236
- Bulbs, Sockets & Adapters.....237

Warning Lights 239

- Beacons & Mini Bars.....239
- Directional Lights.....247
- Work Lights.....251
- Utility Light Bars.....255

VEHICLE ACCESSORIES..... 257

Gauges 258

- AutoMeter Gauges.....258
- AutoMeter Gauge Accessories.....260
- ISSPRO® Gauges.....261
- ISSPRO® Gauge Accessories.....262
- Datcom Industrial Gauges.....263
- Gauge Accessories.....264
- Blue Sea Systems Gauges.....265

RV & Marine Accessories 266

- Power Cords.....266
- Power Adapters.....267
- Power Plugs & Receptacles.....269
- Power Plug & Receptacle Covers.....273
- USB & 12V Accessories.....274
- RV Power Protection.....277
- Cargo Trays & Accessories.....279
- RV Steps & Accessories.....281

Vehicle Storage 284

- Vehicle Storage.....284
- Tote Boxes.....284
- Crossover Truck Tool Boxes.....284
- Trailer Tongue Boxes.....284
- Chest Boxes.....284
- Tool Boxes.....284

Back-up Alarms & Cameras 285

- Back-up Alarms.....285
- Cameras.....288

TOWING 289

Trailer Hitches & Accessories ... 290

- Trailer Hitch Types.....290
- Hitch Selection by Trailer Size.....291
- Understanding Towing.....292
- Hitches.....296
- 5th Wheel Hitches.....296
- Towing Accessories.....296
- Specialized Towing/Weight Distribution296
- Towing Electrical.....296
- Gooseneck Hitches.....296
- Cargo Management.....296

Trailer Connections 297

- Trailer Wire Color Codes.....297
- Connectors.....298
- Brake Controllers & Accessories.....301
- Trailer Plugs, Sockets & Accessories.....303

GARAGE 307

Tools 308

- Crimping & Connector Tools.....308
- Rennsteig Tools.....311
- Rennsteig Power Tools.....313
- Wire Strippers.....313
- Wire Strippers.....313
- Cable Strippers, Cutters.....314
- Heat Tools.....314
- LED Shop Lights.....314
- Shop Lights.....315
- Shop Tools.....315
- Diagnostic & Specialty Testers.....317
- Voltage Testers & Indicators.....319
- Multimeters.....320
- Snap-Around Testers.....323

Brakes 325

- Brake Lines.....325
- Air Brakes.....327

Garage Service Supplies..... 331

- Hoses.....331
- Wiper Blades.....332
- Totes.....332
- Shop Chemicals.....333

Chemicals..... 333

- Electrical & Multi-purpose Tape.....334
- Duct Tape.....334
- Sealant.....336

Safety 337

- Safety Supplies.....337
- ORION® Safety Products.....339

KITS 341

- Heat Shrink Kits.....342
- Terminal Kits.....343
- Fuse Kits.....348
- Littelfuse® Fuse Kits.....349
- Micro & Mini Connector Block Kits.....350
- Connection Kits.....351
- Battery Kits.....353
- Kit Accessories.....355

INDUSTRY INDEX

industrial



| | |
|---------------------------|-----|
| duplex wire..... | 14 |
| flame retardant loom..... | 40 |
| terminals..... | 74 |
| toggle switches..... | 142 |
| circuit breakers..... | 130 |
| gauges..... | 258 |
| lighting..... | 222 |
| ANL fuses..... | 127 |

truck/trailer/automotive



| | |
|-------------------------|-----|
| cable..... | 24 |
| cable ties..... | 53 |
| terminals..... | 74 |
| loom..... | 31 |
| loom clamps..... | 63 |
| weather packs..... | 102 |
| hi-amp breakers..... | 136 |
| trailer connectors..... | 298 |
| lights..... | 222 |

emergency/specialty



| | |
|------------------------------|-----|
| TXL, GXL, SXL wire..... | 14 |
| cable ties..... | 53 |
| loom..... | 31 |
| terminals..... | 74 |
| AT™ connectors..... | 100 |
| toggle switches..... | 142 |
| hi-amp circuit breakers..... | 136 |
| relays..... | 178 |
| lighting..... | 222 |
| Sure Ejects™..... | 215 |

recreation



| | |
|---------------------------|-----|
| parallel wire..... | 13 |
| flame retardant loom..... | 40 |
| tape..... | 334 |
| terminals..... | 74 |
| rocker switches..... | 153 |
| fuse blocks..... | 192 |
| hoses..... | 331 |
| trailer connectors..... | 298 |
| USB & 12V power..... | 274 |

wire harness



| | |
|---------------------|-----|
| wire..... | 12 |
| tinned wire..... | 20 |
| marine cable..... | 24 |
| loom..... | 31 |
| heat shrink..... | 27 |
| terminals..... | 74 |
| weather packs..... | 102 |
| AT™ connectors..... | 100 |

marine



| | |
|---------------------------------|-----|
| tinned wire..... | 20 |
| marine cable..... | 24 |
| stainless steel cable ties..... | 56 |
| flame retardant loom..... | 40 |
| dual wall heat shrink..... | 28 |
| terminals..... | 74 |
| rocker switch..... | 153 |
| marine breakers..... | 140 |
| fuses & accessories..... | 127 |
| lights..... | 222 |
| tinned lugs..... | 205 |



Del City

Del City has been providing excellent service and world class 12V electrical and transportation supplies to companies just like yours since 1947. We take pride in our credibility, the relationships that we build and our reputation that distinguishes us from our competitors. This catalog is designed to provide you with answers to most of your product questions—but we welcome your comments and suggestions!



phone

toll free 1.800.654.4757



online

www.delcity.net



24 hour fax

toll free 1.800.431.1293



email

info@delcity.net



mail

N85 W12545 Westbrook Crossing
Menomonee Falls, WI 53051

www.delcity.net

For the ultimate 24-hour supply line, go to www.delcity.net and order any Del City product securely online. The site showcases new products and includes forms to quickly open an account with Del City, order additional catalogs, or contact us via email.

ACCOUNT AREA Personalized information shows past orders and the ability to repeat orders

SEARCH Easy product search by name or item number

QUICK ORDER Enter in part number in form for quick checkout

EMAIL OFFERS Sign-up to receive special email-only deals, offers and new products

SAVE Special offers and discounts

EASY ORDERING Single page checkout makes ordering fast and simple

ONLINE CATALOG View interactive catalog with direct links to product ordering

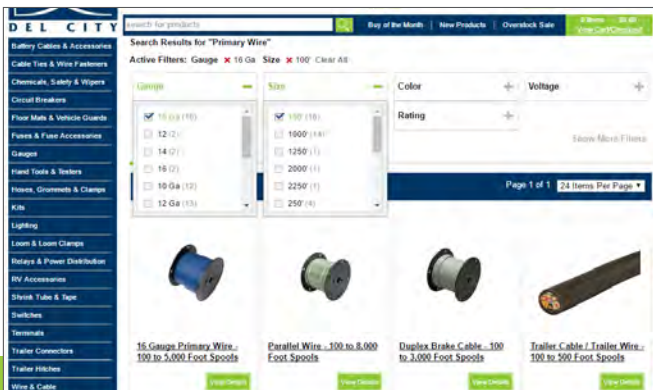


Detailed Search

SEARCH, FILTER AND SHOP at both the category and item level

DETAILED FILTER OPTIONS based on item specs so you can find the exact item you need

EASY and efficient shopping



Current Pricing

Looking for a simple way to check pricing in the catalog? Now you can by utilizing the QR code below or any of the QR codes conveniently located on the top corner of product pages. Simply scan the QR code, type the part number and hit enter. Then the most up to date price of the item will be returned. It's that easy. If you want to use the desktop version, simply go to www.delcity.net/catalogpricing.



scan to
check price

SIMPLE PRODUCT SEARCH BAR: Once on the catalog details page, it's easy to type the part number you're viewing to retrieve pricing.

PRODUCT DETAIL Find pricing, minimum order quantity, product information and stock availability.



Find code in the
upper corner of
each page

Mobile

Enjoy shopping for all of your favorite Del City products right from your phone. Del City's mobile website allows customers to easily find products, access detailed product information and place orders.



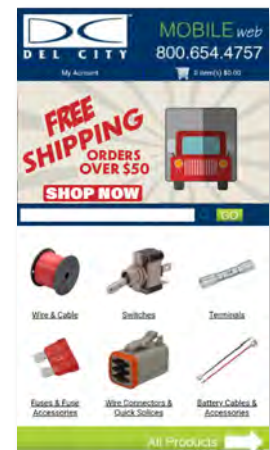
scan to shop
on the go

EASY NAVIGATION Experience fast and friendly mobile navigation with crisp product images.

EASY ORDERING Single page checkout makes ordering fast and simple

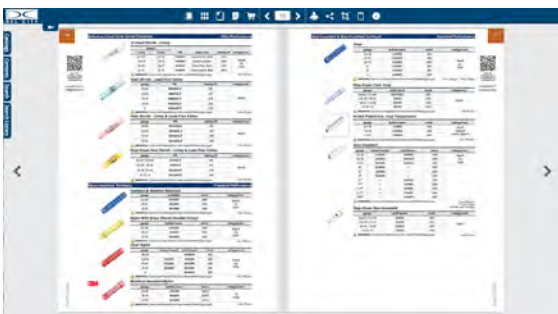
ONLINE CATALOG View interactive catalog with direct links to product ordering

PRODUCT INFORMATION Detailed product information available at your fingertips.



Interactive Catalog

Del City's interactive catalog is an electronic version of Del City's print catalog. Listed within the interactive catalog are thousands of electrical and automotive products, along with product images, descriptions and pricing.



ORDERING Catalog items link directly to the item detail page for ease of ordering. Simply add items to your shopping cart while browsing the interactive catalog.

SEARCH Fully searchable content allows users to easily find readily available information.

EASE OF USE Ability to turn pages with your mouse and zoom in to see more detailed information.



scan to use
interactive
catalog

NEW PRODUCT



Scan for pricing or go to www.delcity.net/catalogpricing

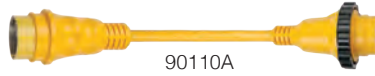
www.delcity.net
info@delcity.net



View the inside catalog cover for Prop 65 Warning.



Optifuse Circuit Breakers
Page 131



Marinco Pigtail Adapters, Straight Adapters and Plugs
Page 267-269



Progressive Industries
Page 277



Picker Relays
Page 182



WAGO 221
Page 92



Nylon Push-On Flag Terminals
Page 80



Cole Hersee Battery Isolators
Page 219



Rennsteig Power Tools
Page 313



Guest On-Board Battery Chargers
Page 216

NEW PRODUCT



Scan for pricing or go to www.delcity.net/catalogpricing

www.delcity.net
info@delcity.net



View the inside catalog cover for Prop 65 Warning.



5907 (Front)

5907 (Back)

Heyco Rubber Push-In Bumpers

Page 50



Button Head Cable Ties

Page 57



ECCO

Page 249



Colored Cable Ties

Page 54



MINI Fuse Blade ATM Inline Fuse Holder

Page 120



Blue Sea Systems Sure Eject™ Mounting Adapter

Page 215



Blue Sea Systems Gauges

Page 265



Mastervolt PowerCombi

Page 218



New Sizes & Colors

Page 20



WIRE



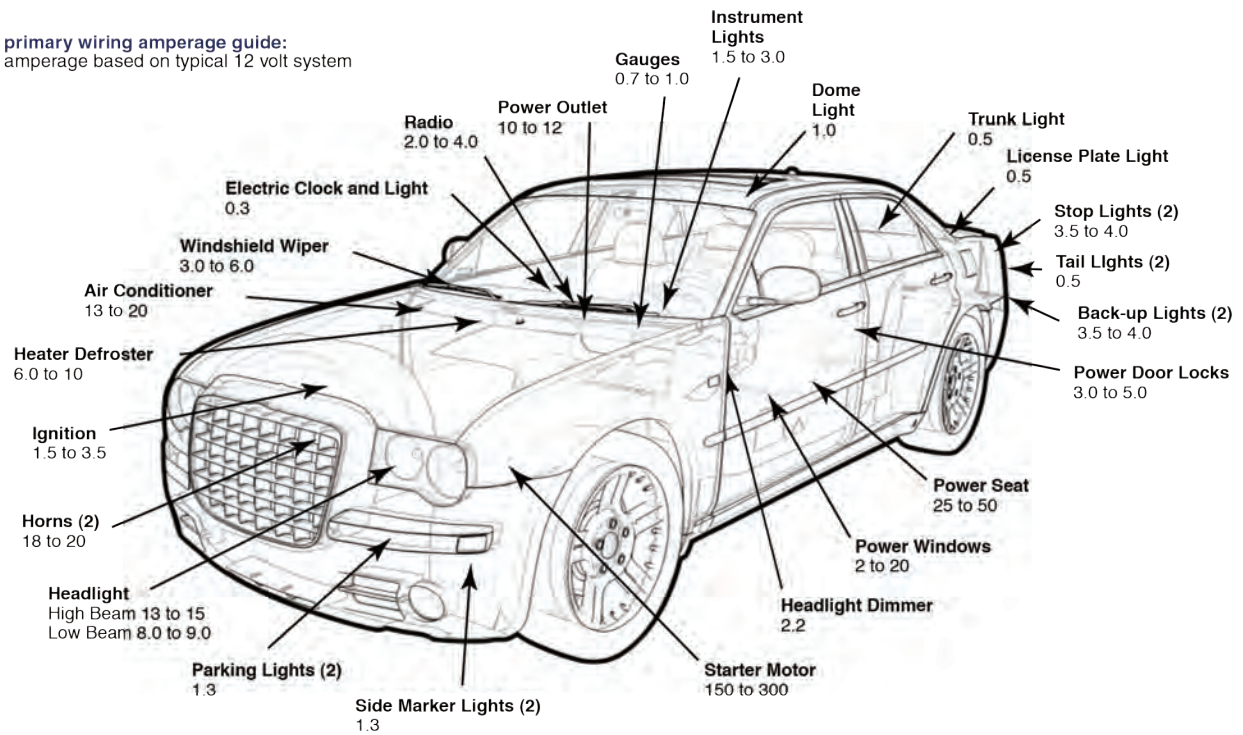
Wire Gauge Guide

wire gauge chart

| 12 volt system | | total length of wire in circuit from power supply to accessory | | | | | | | | | |
|----------------|--------------|--|----------|-----------|-----------|-----------|-----------|-----------|-----------|-----------|------------|
| amp (approx.) | candle power | 2.5' gauge | 5' gauge | 10' gauge | 20' gauge | 30' gauge | 40' gauge | 50' gauge | 60' gauge | 80' gauge | 100' gauge |
| 1 | 6 | 20 | 20 | 20 | 20 | 20 | 20 | 20 | 20 | 20 | 18 |
| 1.5 | 10 | 20 | 20 | 20 | 20 | 20 | 20 | 20 | 20 | 20 | 18 |
| 2 | 16 | 20 | 20 | 20 | 20 | 20 | 20 | 18 | 18 | 16 | 16 |
| 3 | 24 | 20 | 20 | 20 | 20 | 20 | 18 | 18 | 16 | 16 | 14 |
| 4 | 30 | 20 | 20 | 20 | 20 | 18 | 16 | 16 | 16 | 14 | 12 |
| 5 | 40 | 20 | 20 | 20 | 18 | 18 | 16 | 14 | 14 | 12 | 12 |
| 6 | 50 | 20 | 20 | 20 | 18 | 16 | 16 | 14 | 14 | 12 | 12 |
| 7 | 60 | 20 | 20 | 20 | 18 | 16 | 14 | 14 | 12 | 12 | 10 |
| 8 | 70 | 20 | 20 | 20 | 16 | 16 | 14 | 12 | 12 | 10 | 10 |
| 10 | 80 | 20 | 20 | 18 | 16 | 14 | 12 | 12 | 12 | 10 | 10 |
| 11 | 90 | 20 | 20 | 18 | 16 | 14 | 12 | 12 | 10 | 10 | 8 |
| 12 | 100 | 20 | 20 | 18 | 16 | 14 | 12 | 12 | 10 | 10 | 8 |
| 15 | 120 | 20 | 20 | 18 | 14 | 12 | 12 | 10 | 10 | 8 | 8 |
| 18 | 140 | 20 | 20 | 16 | 14 | 12 | 10 | 10 | 8 | 8 | 8 |
| 20 | 160 | 20 | 18 | 16 | 12 | 12 | 10 | 10 | 8 | 8 | 6 |
| 22 | 180 | 20 | 18 | 16 | 12 | 10 | 10 | 8 | 8 | 8 | 6 |
| 24 | 200 | 20 | 18 | 16 | 12 | 10 | 10 | 8 | 8 | 6 | 6 |
| 36 | - | 20 | 16 | 14 | 10 | 8 | 8 | 8 | 6 | 6 | 4 |
| 50 | - | 18 | 16 | 12 | 1 | 8 | 6 | 6 | 4 | 4 | 2 |
| 100 | - | 14 | 12 | 10 | 6 | 4 | 4 | 2 | 2 | 1 | 0 |
| 150 | - | 14 | 10 | 8 | 4 | 2 | 2 | 1 | 0 | 00 | 00 |
| 200 | - | 12 | 8 | 6 | 4 | 2 | 1 | 0 | 00 | 000 | 0000 |

Note: This chart is based on a 10% maximum voltage drop. For 5% voltage drop, use double the measured wire length. When mechanical strength is a factor, use next larger wire gauge.

primary wiring amperage guide:
amperage based on typical 12 volt system



Scan for pricing or go to www.delcity.net/catalogpricing

www.delcity.net
info@delcity.net

Wire & Cable Comparison



Scan for pricing or go to www.delcity.net/catalogpricing

1.800.654.4757
f.1.800.431.1293

| | gauge range | # of colors | # of conductors | voltage | insulation | temperature | application |
|----------------------------|-------------|-------------|-----------------|----------|---------------------------------------|---|--|
| Parallel Wire | 18-14 | 2-4 | 2-4 | 50V DC | PVC | 90°C (194°F) | basic applications |
| Cross-Link TXL | 22-8 | 14 | 1 | 60V DC | thin cross-linked polyethylene | -40°C to 125°C (-40°F to 257°F) | busses, lift trucks, RVs, tractors, trucks & harvesters |
| Cross-Link GXL | 20-8 | 14 | 1 | 60V DC | medium cross-linked polyethylene | -40°C to 125°C (-40°F to 257°F) | busses, lift trucks, RVs, tractors, trucks & harvesters |
| Cross-Link SXL | 18-10 | 14 | 1 | 60V DC | thicker cross-linked polyethylene | -40°C to 125°C (-40°F to 257°F) | busses, lift trucks, RVs, tractors, trucks & harvesters |
| Primary Wire | 20-8 | 14 | 1 | 60V DC | PVC | -40°C to 80°C (-40°F to 176°F) | standard OEM wire and replacement applications |
| Speaker Wire | 18-12 | 1 | 2 | 300V | PVC | -20°C to 60°C (-4°F to 140°F) | clear sound reproduction |
| Ripcord | 18 | 3 | 2 | 300V RMS | PVC | -20°C to 60°C (-4°F to 140°F) | alarm systems or light extension cords |
| Marine Tinned Copper Wire | 18-2 | 4 | 1 | 600V DC | PVC | 105°C (Dry) 75°C (Wet) (221°F (Dry) 167°F (Wet)) | use in harsh environments to avoid corrosion |
| Marine Tinned Copper Cable | 16-10 | 1 | 2-3 | 600V DC | PVC | 105°C (Dry) 75°C (Wet) (221°F (Dry) 167°F (Wet)) | use in harsh environments to avoid corrosion |
| RVI Hook-Up | 18-8 | 7 | 1 | 600V DC | thermoplastic | 105°C (Dry) 60°C (w/ Moisture) 221°F (Dry) 140°F (w/ Moisture) | machine tools, control cabinets, automotive or marine |
| Battery Cable | 6-4/0 | 2 | 1 | 60V DC | thermoplastic polyvinyl chloride/XLPE | -40°C to 125°C (-40°F to 257°F) | stiff heavy duty cable for batteries |
| Welding Cable | 6-4/0 | 2 | 1 | 600V AC | EPDM | -50°C to 105°C (-58°F to 221°F) | flexible heavy duty cable for welding |
| Trailer Cable | 16-8 | 1 | 4-7 | 50V DC | PVC | -40°C to 85°C (-40°F to 185°F) | color coded parallel wire for wiring trailers |
| Brake Cable | 18-10 | 1 | 2-4 | 50V DC | PVC | -40°C to 105°C (-40°F to 221°F) | parallel wire with extra jacket for protection |
| Booster Cable | 8-2 | 4 | 2 | 60V DC | TPE or PVC | TPE to 105°C PVC to 80°C (TPE to 221°F PVC to 176°F) | battery cable extruded in parallel for positive and negative connections |
| Shielded Wire | 18-22 | 1 | 2-3 | 300V | PVC | -20°C to 60°C (-4°F to 140°F) | use to minimize the effect of EMI (electromagnetic interference) |
| Power Cord SJOOIW | 18-12 | 1 | 2-4 | 300V DC | EPDM | -40°C to 90°C (-40°F to 194°F) | parallel wire that passes CSAFT2 Flame test |
| Power Cord SOOW | 18-10 | 1 | 2-4 | 600V DC | EPDM | -40°C to 90°C (-40°F to 194°F) | parallel wire that passes CSAFT2 Flame test |



General Use Wire



Scan for pricing or go to www.delcity.net/catalogpricing

www.delcity.net
info@delcity.net

SPECIAL NOTE

Please specify a color by applying a 2-digit suffix to the part number (corresponding to your color preference):

- 01 - red
- 02 - white
- 03 - blue
- 04 - green
- 05 - black
- 06 - yellow
- 07 - brown
- 08 - gray
- 09 - purple
- 10 - orange
- 11 - pink
- 12 - tan
- 13 - lt. blue
- 14 - lt. green

Example: when ordering a 100-ft spool of 20-Ga wire, **11201**, in blue please order **1120103**.

specification guide

| SAE size | conductor stranding | wall mils* | nominal O.D. |
|----------|---------------------|------------|--------------|
| 20 ga | 7/0.0126 | 0.023" | 0.084" |
| 18 ga | 16/0.010 | 0.023" | 0.094" |
| 16 ga | 19/0.0112 | 0.023" | 0.103" |
| 14 ga | 19/0.0140 | 0.023" | 0.117" |
| 12 ga | 19/0.0177 | 0.026" | 0.142" |
| 10 ga | 19/0.0223 | 0.031" | 0.168" |
| 8 ga | 19/0.0281 | 0.037" | 0.208" |

* wall mils = insulation thickness



2 1/8" plastic spool



Primary Wire

This single-conductor copper stranded polyvinyl chloride (PVC) insulated primary wire is standard for original equipment and replacement applications. Rated to 60V DC. Meets or exceeds SAE J1128 and RoHS. **Please specify color with a 2-digit suffix; see special note box below.**

| PN | ga. | reel size | lbs per spool | spool dia. | 01 - red | 02 - white | 03 - blue | 04 - green | 05 - black | 06 - yellow | 07 - brown | 08 - gray | 09 - purple | 10 - orange | 11 - pink | 12 - tan | 13 - lt blue | 14 - lt green |
|-------|-------|-----------|---------------|------------|----------|------------|-----------|------------|------------|-------------|------------|-----------|-------------|-------------|-----------|----------|--------------|---------------|
| 11201 | 20 | 100' | 1 | 3 1/2" | x | x | x | x | x | x | x | x | x | x | x | x | — | — |
| 11205 | | 500' | 4 | 6 1/2" | x | x | x | x | x | x | x | x | x | x | x | x | — | — |
| 11200 | | 1000' | 7 | 6 1/2" | x | x | x | x | x | x | x | x | x | x | x | x | — | — |
| 11208 | | 6000' | 41 | 15 1/2" | x | x | x | x | x | x | x | x | x | x | x | x | — | — |
| 11181 | 18 | 100' | 1 | 3 1/2" | x | x | x | x | x | x | x | x | x | x | x | x | x | x |
| 11185 | | 500' | 5 | 10 1/2" | x | x | x | x | x | x | x | x | x | x | x | x | x | x |
| 11180 | | 1000' | 7 | 10 1/2" | x | x | x | x | x | x | x | x | x | x | x | x | x | x |
| 11187 | | 3000' | 27 | 10 1/2" | x | x | x | x | x | x | x | x | x | x | x | x | x | x |
| 11188 | 6000' | 58 | 15 1/2" | x | x | x | x | x | x | x | x | x | x | x | x | x | x | |
| 11161 | 16 | 100' | 2 | 3 1/2" | x | x | x | x | x | x | x | x | x | x | x | x | x | x |
| 11165 | | 500' | 6 | 6 1/2" | x | x | x | x | x | x | x | x | x | x | x | x | x | x |
| 11160 | | 1000' | 12 | 6 1/2" | x | x | x | x | x | x | x | x | x | x | x | x | x | x |
| 11167 | | 2500' | 30 | 10 1/2" | x | x | x | x | x | x | x | x | x | x | x | x | x | x |
| 11168 | 5000' | 63 | 15 1/2" | x | x | x | x | x | x | x | x | x | x | x | x | x | x | |
| 11141 | 14 | 100' | 2 | 3 1/2" | x | x | x | x | x | x | x | x | x | x | x | x | x | x |
| 11145 | | 500' | 9 | 6 1/2" | x | x | x | x | x | x | x | x | x | x | x | x | x | x |
| 11140 | | 1000' | 18 | 10 1/2" | x | x | x | x | x | x | x | x | x | x | x | x | x | x |
| 11147 | | 2000' | 32 | 10 1/2" | x | x | x | x | x | x | x | x | x | x | x | x | x | x |
| 11148 | 4000' | 70 | 15 1/2" | x | x | x | x | x | x | x | x | x | x | x | x | x | x | |
| 11121 | 12 | 100' | 3 | 5" | x | x | x | x | x | x | x | x | x | x | x | — | — | — |
| 11125 | | 500' | 13 | 6 1/2" | x | x | x | x | x | x | x | x | x | x | x | — | — | — |
| 11120 | | 1000' | 26 | 10 1/2" | x | x | x | x | x | x | x | x | x | x | x | — | — | — |
| 11127 | | 1500' | 38 | 10 1/2" | x | x | x | x | x | x | x | x | x | x | x | — | — | — |
| 11128 | 4000' | 106 | 15 1/2" | x | x | x | x | x | x | x | x | x | x | x | — | — | — | |
| 11101 | 10 | 100' | 5 | 5" | x | x | x | x | x | x | x | x | x | x | x | — | — | — |
| 11105 | | 500' | 21 | 10 1/2" | x | x | x | x | x | x | x | x | x | x | x | — | — | — |
| 11107 | | 1000' | 39 | 10 1/2" | x | x | x | x | x | x | — | x | x | x | — | — | — | |
| 11108 | | 3000' | 124 | 15 1/2" | x | x | x | x | x | x | x | x | x | x | x | — | — | — |
| 11081 | 8 | 100' | 7 | 6 1/2" | x | x | — | x | x | — | — | — | — | x | — | — | — | |
| 11087 | | 500' | 30 | 10 1/2" | x | x | — | x | x | — | — | — | — | x | — | — | — | |
| 11088 | | 1000' | 66 | 15 1/2" | x | x | — | x | x | — | — | — | — | x | — | — | — | |

WARNING: Cancer and Reproductive Harm www.P65Warnings.ca.gov.

Thrifty Spools

Thrifty spools are standard packages of primary wire in graduated lengths so that each spool has the same value and sells for the same price. Meets or exceeds SAE specification J1128. Rated to 60V DC.

| PN | ga. | length | color | PN | ga. | length | color | |
|------|-------|--------|--------|--------|-----|--------|--------|-------|
| 8181 | 18 | 45 ft | red | 8141 | 14 | 25 ft | red | |
| 8182 | | | white | 8142 | | | white | |
| 8183 | | | blue | 8143 | | | blue | |
| 8184 | | | green | 8144 | | | green | |
| 8185 | | | black | 8145 | | | black | |
| 8186 | | | yellow | 8146 | | | yellow | |
| 8187 | | | brown | 8147 | | | brown | |
| 8161 | 16 | 35 ft | red | 8121DL | 12 | 15 ft | red | |
| 8162 | | | white | 8125 | | | black | |
| 8163 | | | blue | 8101 | 10 | 10 ft | red | |
| 8164 | | | green | | | | 8105 | black |
| 8165 | | | black | | | | | |
| 8166 | | | yellow | | | | | |
| 8167 | brown | | | | | | | |

WARNING: Cancer and Reproductive Harm www.P65Warnings.ca.gov.



General Purpose Parallel Wire

Parallel wire is constructed of standard-wall; polyvinyl chloride (PVC) insulated wires that are extruded in two, three or four side-by-side configurations. Meets SAE specification J1128. Rated to 50V DC.

Standard Color Configurations:

- 2 conductor: brown-red
- 2 conductor: black-red
- 3 conductor: brown-yellow-green
- 4 conductor: white-brown-yellow-green

| PN | ga. | no. of wires | reel size | lbs per spool | spool dia. | PN | ga. | no. of wires | reel size | lbs per spool | spool dia. | | | |
|-----------|-----|--------------|-----------|---------------|------------|---------|---------|--------------|-----------|---------------|------------|-------|------|------|
| 82181DL* | | 2 | 100' | 2 | 3½" | 83161 | | 16 | 100' | 4 | 6½" | | | |
| 82183DL* | | | 250' | 5 | 6½" | 83163DL | | | 250' | 9 | 6½" | | | |
| 82185* | | | 500' | 10 | 10½" | 83165 | | | 3 | 500' | 18 | 10½" | | |
| 82187* | | | 4000' | 70 | 15½" | 83167 | | | 2250' | 83 | 11½" | | | |
| 82188* | | | 8000' | 135 | 15½" | 83168 | | | 4500' | 155 | 20½" | | | |
| 82180** | | | 100' | 2 | 3½" | 84161 | | | 4 | 100' | 5 | 6½" | | |
| 82182DL** | | | 250' | 5 | 6½" | 84163 | | | | 250' | 12 | 10½" | | |
| 82184** | | | 500' | 10 | 10½" | 84165 | | | | 500' | 23 | 10½" | | |
| 82186** | | | 4000' | 70 | 15½" | 84167 | | | | 2000' | 89 | 15½" | | |
| 82189** | | | 8000' | 135 | 15½" | 84168 | | | | 4000' | 186 | 20½" | | |
| 83181DL | | | 18 | 100' | 3 | 3½" | 82141* | | | | 2 | 100' | 4 | 6½" |
| 83183 | | | | 250' | 7 | 5" | 82143* | | | | | 250' | 9 | 6½" |
| 83185 | | | | 500' | 13 | 10½" | 82145* | | | | | 500' | 17 | 10½" |
| 83187 | | | | 2000' | 48 | 10½" | 82147* | | | | | 2250' | 86 | 11½" |
| 83188DL | | | | 4000' | 96 | 15½" | 82148* | | | | | 4500' | 172 | 20½" |
| 84181 | | | | 100' | 4 | 6½" | 82140** | | | | | 14 | 100' | 4 |
| 84183 | | 250' | | 9 | 6½" | 82142** | | 250' | | 9 | | | 6½" | |
| 84185 | | 500' | | 17 | 10½" | 82144** | | 500' | | 17 | | | 10½" | |
| 84187 | | 2000' | | 64 | 11½" | 82146** | | 2250' | | 86 | | | 11½" | |
| 84188DL | | 4000' | | 128 | 15½" | 82149** | | 4500' | | 172 | | | 20½" | |
| 82161* | | 16 | | 100' | 3 | 3½" | 83141 | | | 3 | | | 100' | 6 |
| 82163* | | | | 250' | 6 | 6½" | 83143 | | 250' | | | | 13 | 6½" |
| 82165* | | | | 500' | 13 | 10½" | 83145 | | 500' | | | | 26 | 10½" |
| 82167* | | | | 3500' | 82 | 11½" | 83147DL | | 1750' | | | | 87 | 11½" |
| 82168* | | | | 7000' | 168 | 20¾" | 83148DL | | 3500' | | | | 174 | 20½" |
| 82160** | | | | 100' | 3 | 3½" | 84141 | | 4 | | | | 100' | 7 |
| 82162** | | | 250' | 6 | 6½" | 84143 | | 250' | | | 17 | | 10½" | |
| 82164** | | | 500' | 13 | 10½" | 84145 | | 500' | | | 33 | | 10½" | |
| 82166** | | | 3500' | 82 | 11½" | 84147 | | 2000' | | | 130 | | 11½" | |
| 82169** | | | 7000' | 168 | 20¾" | 84148 | | 4000' | | | 260 | | 20½" | |



Scan for pricing or go to www.delcity.net/catalogpricing

1.800.654.4757
f:1.800.431.1293

*brown and red wire
**black and red wire

All spool weights (lbs per spool) are approximate.

⚠ WARNING: Cancer and Reproductive Harm www.P65Warnings.ca.gov.



Ripcord

Ripcord is a type of parallel wire suitable for alarm systems or light extension cords. The PVC insulation is coded for easy identification; Type SPT-1. The plastic insulation is ½" thick. Rated 300V RMS.

| PN | gauge/ conductors | outside diameter | standard spool size | lbs per spool | color | spool diam. |
|----------|-------------------|------------------|---------------------|---------------|-------|-------------|
| 218102 | 18-2 | .112" x .210" | 250' | 5 | white | 6½" |
| 218105 | | | | | black | |
| 218107 | | | | | brown | |
| 21814002 | | | 5000' | 101 | white | - |
| 21814005 | | | | | black | |
| 21814007 | | | | | brown | |

⚠ WARNING: Cancer and Reproductive Harm www.P65Warnings.ca.gov.

Specialty Wire



Scan for pricing or go to www.delcity.net/catalogpricing

www.delcity.net
info@delcity.net



Duplex Brake Cable

Duplex brake cable is manufactured with two polyvinyl chloride (PVC) insulated, general purpose primary (GPT) wires laid parallel and covered with a high-quality 30 mil PVC jacket. Internal wire meets SAE J1128 specifications.

| PN | ga. | no. of wires | reel size | lbs per spool | spool dia. |
|-------|-----|--------------|-----------|---------------|------------|
| 62181 | 18 | 2 | 100' | 3 | 6½" |
| 62183 | | | 250' | 7 | 6½" |
| 62185 | | | 500' | 14 | 10½" |
| 62187 | | | 1500' | 43 | 15½" |
| 62188 | | | 3000' | 86 | 15½" |
| 62161 | 16 | 2 | 100' | 4 | 10½" |
| 62163 | | | 250' | 9 | 10½" |
| 62165 | | | 500' | 18 | 10½" |
| 62167 | | | 1250' | 43 | 10½" |
| 62168 | | | 2500' | 91 | 15½" |
| 62141 | 14 | 2 | 100' | 5 | 6½" |
| 62143 | | | 250' | 11 | 10½" |
| 62145 | | | 500' | 25 | 10½" |
| 62147 | | | 1000' | 47 | 10½" |
| 62148 | | | 2000' | 99 | 15½" |
| 62121 | 12 | 2 | 100' | 7 | 6½" |
| 62123 | | | 250' | 18 | 10½" |


WARNING: Cancer and Reproductive Harm
www.P65Warnings.ca.gov

| PN | ga. | no. of wires | reel size | lbs per spool | spool dia. |
|-------|-----|--------------|-----------|---------------|------------|
| 62125 | 12 | 2 | 500' | 35 | 10½" |
| 62127 | | | 1000' | 68 | 11½" |
| 62128 | | | 2000' | 130 | 15½" |
| 62101 | 10 | 2 | 100' | 11 | 6½" |
| 62103 | | | 250' | 27 | 10½" |
| 62105 | | | 500' | 53 | 10½" |
| 62107 | | | 750' | 82 | 11½" |
| 62108 | | | 1000' | 164 | 15½" |

specification guide

| SAE size | conductor stranding | wall mils* | wrap O.D. |
|----------|---------------------|------------|---------------|
| 18-2 | 16/010 | .023 | .150" x .244" |
| 16-2 | 19/0112 | .023 | .160" x .262" |
| 14-2 | 19/0140 | .023 | .182" x .280" |
| 12-2 | 19/0177 | .026 | .200" x .308" |
| 10-2 | 19/0223 | .031 | .235" x .410" |

* wall mils = insulation thickness



Triplex Brake Cable

Triplex brake cable is three-conductor, PVC jacketed primary wires laid in parallel. The jacket provides protection against weather and acid effects. Color code: white, black, green, with grey outer jacket. Meets or exceeds SAE J1128.

| PN | ga. | no. of wires | reel size | lbs per spool | spool dia. |
|-------|-----|--------------|-----------|---------------|------------|
| 63162 | 16 | 3 | 100' | 5 | 6½" |
| 63164 | | | 250' | 13 | 10½" |
| 63165 | | | 500' | 26 | 10½" |
| 63163 | | | 1000' | 52 | 15½" |
| 63142 | | | 100' | 7 | 6½" |
| 63144 | 14 | 3 | 250' | 17 | 10½" |
| 63145 | | | 500' | 33 | 10½" |
| 63143 | | | 1000' | 66 | 15½" |


WARNING: Cancer and Reproductive Harm
www.P65Warnings.ca.gov

| PN | ga. | no. of wires | reel size | lbs per spool | spool dia. |
|-------|-----|--------------|-----------|---------------|------------|
| 63122 | 12 | 3 | 100' | 11 | 10½" |
| 63124 | | | 250' | 28 | 10½" |
| 63125 | | | 500' | 52 | 11½" |
| 63123 | | | 1000' | 106 | 15½" |

specification guide

| SAE size | conductor stranding | wall mils* | nominal O.D. |
|----------|---------------------|------------|---------------|
| 16-3 | 19/0112 | 0.023 | .160" x .365" |
| 14-3 | 19/0140 | 0.023 | .177" x .415" |
| 12-3 | 19/0177 | 0.026 | .208" x .486" |

* wall mils = insulation thickness



Quadplex Brake Cable

Quadplex brake cable is four-conductor, PVC jacketed primary wire laid in parallel. The jacket provides protection against weather and acid effects. Color code: white, black, green, red, with grey outer jacket. Meets or exceeds SAE J1128.

| PN | ga. | no. of wires | reel size | lbs per spool | spool dia. |
|-------|-----|--------------|-----------|---------------|------------|
| 64161 | 16 | 4 | 100' | 7 | 6½" |
| 64163 | | | 250' | 17 | 10½" |
| 64165 | | | 500' | 34 | 10½" |
| 64164 | | | 1000' | 69 | 15½" |
| 64141 | | | 100' | 10 | 10½" |
| 64143 | 14 | 4 | 250' | 21 | 10½" |
| 64145 | | | 500' | 43 | 10½" |
| 64144 | | | 1000' | 87 | 15½" |


WARNING: Cancer and Reproductive Harm
www.P65Warnings.ca.gov

| PN | ga. | no. of wires | reel size | lbs per spool | spool dia. |
|-------|-----|--------------|-----------|---------------|------------|
| 64121 | 12 | 4 | 100' | 14 | 10½" |
| 64123 | | | 250' | 35 | 10½" |
| 64125 | | | 500' | 66 | 11½" |
| 64124 | | | 1000' | 137 | 17½" |

specification guide

| SAE size | conductor stranding | wall mils* | nominal O.D. |
|----------|---------------------|------------|---------------|
| 16/4 | 19/0112 | 0.023 | .160" x .468" |
| 14/4 | 19/0140 | 0.023 | .165" x .524" |
| 12/4 | 19/0177 | 0.023 | .208" x .634" |

* wall mils = insulation thickness



Trailer Cable

Four, six or seven polyvinyl chloride (PVC) insulated, general purpose primary (GPT) wires that are covered by a flexible outer PVC jacketing. Rated to 60V DC.

| PN | ga | color of wires | reel size | lbs per spool | spool dia. |
|----------------|------|---|--|---------------|------------|
| 4 wires | | | | | |
| 91641 | 16 | yellow, red, green, brown | 100' | 9 | 10½" |
| 91645 | | | 500' | 45 | 15½" |
| 91441 | 14 | yellow, red, green, brown | 100' | 12 | 10½" |
| 91445 | | | 500' | 58 | 15½" |
| 91442 | | yellow, white, green, brown | 100' | 16 | 12" |
| 91444 | | | 500' | 79 | 17½" |
| 6 Wires | | | | | |
| 91661 | 16 | yellow, red, green, brown, blue, black | 100' | 13 | 10½" |
| 91665 | | | 500' | 61 | 15½" |
| 91662 | | | 100' | 20 | 12" |
| 91666 | 14 | yellow, red, green, brown, white, black | 500' | 100 | 17½" |
| 91461 | | | yellow, red, green, brown, blue, black | 100' | 16 |
| 91465 | | 500' | | 80 | 15½" |
| 91462 | | yellow, red, green, brown, white, black | 100' | 22 | 12" |
| 91466 | | | 500' | 110 | 17½" |
| 91261 | | 12 | yellow, red, green, brown, blue, black | 100' | 3 |
| 91265 | 500' | | | 12 | 17½" |

| | | | | | |
|----------------|--------------------|---|------|-----|------|
| 7 Wires | | | | | |
| 91471 | 14 | yellow, red, green, brown, blue, white, black | 100' | 35 | 12" |
| 91475 | | | 500' | 175 | 17½" |
| 97771DL | 6-12 / 1-10 | #10 white, #12 blue, brown, green, red, yellow, black | 100' | 31 | 10½" |
| 97775 | | | 500' | 156 | 20" |
| 97701 | 3-12 / 4-14 | #12 white, brown, blue, #14 black, yellow, red, green | 100' | 20 | 10½" |
| 97705 | | | 500' | 102 | 15½" |
| 97721 | 4-12 / 2-10 / 1-8 | #12 brown, black, yellow, green, #10 red, blue, #8 white | 100' | 33 | 10½" |
| 97725 | | | 500' | 165 | 17½" |
| 9772599* | | | 500' | 165 | 17½" |
| 97731 | 3-14 / 1-12 / 2-10 | #14 red, brown, yellow, green, #12 blue, #10 black, white | 100' | 27 | 12" |
| 97735 | | | 500' | 190 | 17½" |

WARNING: Cancer and Reproductive Harm www.P65Warnings.ca.gov * lime green jacket - ABS cable



Scan for pricing or go to www.delcity.net/catalogpricing

1.800.654.4757
f:1.800.431.1293

specification guide

| gauge / conductor | conductor / stranding | outer jacket color | approx. diameter |
|-------------------|-----------------------|--------------------|------------------|
| 16-4 | 19/27 | black | .360" |
| 16-6 | 19/29 | black | .425" |
| 14-4 | 19/27 | black | .410" |
| 14-6 | 19/27 | black | .500" |
| 14-7 | 19/27 | black | .500" |
| 12-6 | 19/25 | black | .545" |
| 3-12, 4-14 | 19/25, 19/27 | black | .500" |
| 1-10, 6-12 | 19/23, 19/21 | black | .600" |
| 4-12, 2-10, 1-8 | 19/25, 19/23, 19/21 | black/lime green | .648" |
| 3-14, 1-12, 2-10 | 19/27, 19/25, 19/23 | black | .560" |



Speaker Wire

Use this wire for clear sound reproduction and optimal audio output. Positive identification with one tinned copper wire and one bare copper wire, with a clear PVC-coated jacket. Rated to 300V.

| PN | ga. | no. of wires | reel size | lbs per spool | spool dia. |
|-------|-----|--------------|-----------|---------------|------------|
| 19181 | 18 | 2 | 100' | 3 | 3½" |
| 19185 | | | 500' | 9 | 6½" |
| 19180 | | | 1000' | 17 | 10½" |
| 19188 | 16 | 2 | 5000' | 143 | 15½" |
| 19161 | | | 100' | 3 | 3½" |
| 19165 | | | 500' | 12 | 6½" |
| 19160 | | | 1000' | 23 | 10½" |
| 19168 | | | 5000' | 165 | 15½" |

| PN | ga. | no. of wires | reel size | lbs per spool | spool dia. |
|-------|-----|--------------|-----------|---------------|------------|
| 19141 | 14 | 2 | 100' | 4 | 6½" |
| 19145 | | | 500' | 16 | 10½" |
| 19140 | | | 1000' | 31 | 10½" |
| 19148 | 12 | 2 | 6500' | 201 | 15½" |
| 19121 | | | 100' | 5 | 6½" |
| 19125 | | | 500' | 24 | 10½" |
| 19128 | | | 1000' | 49 | 11½" |

WARNING: Cancer and Reproductive Harm www.P65Warnings.ca.gov



Shielded Wire

Shielded Wire is made of stranded tinned copper conductors, polyethylene insulation, polyester reinforced tape, and stranded tinned copper drain wire shielding with a PVC jacket. 300V. Meets or exceeds CM to UL 444, RoHS.

| PN | ga. | no. of wires | reel size | lbs per spool | spool dia. |
|-------|-----|--------------|-----------|---------------|------------|
| 62360 | 18 | 2 | 100' | 3 | 6½" |
| 62361 | 18 | 3 | | 4 | 10½" |
| 62362 | 20 | 2 | | 3 | 6½" |

| PN | ga. | no. of wires | reel size | lbs per spool | spool dia. |
|-------|-----|--------------|-----------|---------------|------------|
| 62363 | 22 | 2 | 100' | 2 | 6½" |
| 62364 | 22 | 3 | | 3 | 6½" |

⚠ WARNING: Cancer and Reproductive Harm
www.P65Warnings.ca.gov.



Scan for pricing or go to www.delcity.net/catalogpricing

www.delcity.net
info@delcity.net

specification guide

| SAE size | conductor stranding | wall mils* | nominal O.D. |
|----------|---------------------|------------|--------------|
| 18-2 | 16 x 30 | .019" | .222" |
| 18-3 | 16 x 30 | 0.018" | 0.246" |
| 20-2 | 7 x 28 | .016" | .204" |

| SAE size | conductor stranding | wall mils* | nominal O.D. |
|----------|---------------------|------------|--------------|
| 22-2 | 7 x 30 | .016" | .175" |
| 22-3 | 7 x 30 | 0.016" | .199" |



RVI Hook-up Wire

RVI wire is a stranded, bare copper, thermoplastic insulated wire moisture resistant and provides added protection against nicks and abrasions. Rated to 600V. Meets UL standards. **Please specify color with a 2-digit suffix; see Special Note box below.**

SPECIAL NOTE

Please specify a color by applying a 2-digit suffix to the part number (corresponding to your color preference):

01 – red **05** – black
02 – white **06** – yellow
03 – blue **07** – brown
04 – green

Example: when ordering a 100-ft spool of 18-Ga RVI wire, **29181**, in blue please order **2918103**.

| PN | ga. | reel size | lbs per spool | spool dia. |
|-------|-----|-----------|---------------|------------|
| 29181 | 18 | 100' | 2 | 3½" |
| 29185 | | 500' | 6 | 6½" |
| 29180 | | 1000' | 11 | 6½" |
| 29188 | | 5000' | 56 | 15½" |
| 29161 | 16 | 100' | 2 | 3½" |
| 29165 | | 500' | 8 | 6½" |
| 29160 | | 1000' | 16 | 6½" |
| 29167 | | 2000' | 29 | 10½" |
| 29168 | | 4000' | 61 | 15½" |
| 29141 | 14 | 100' | 3 | 3½" |
| 29145 | | 500' | 10 | 6½" |
| 29140 | | 1000' | 20 | 10½" |
| 29147 | | 1500' | 31 | 10½" |
| 29148 | | 3500' | 77 | 15½" |
| 29121 | 12 | 100' | 3 | 3½" |
| 29125 | | 500' | 15 | 10½" |
| 29127 | | 1000' | 29 | 10½" |
| 29128 | | 3000' | 87 | 17½" |

All spool weights (lbs per spool) are approximate.

⚠ WARNING: Cancer and Reproductive Harm www.P65Warnings.ca.gov.

| PN | ga. | reel size | lbs per spool | spool dia. |
|-------|-----|-----------|---------------|------------|
| 29101 | 10* | 100' | 5 | 6½" |
| 29105 | | 500' | 22 | 10½" |
| 29107 | | 1000' | 44 | 10½" |
| 29108 | | 2000' | 92 | 15½" |
| 29081 | 8* | 100' | 8 | 6½" |
| 29087 | | 500' | 37 | 10½" |
| 29088 | | 2000' | 148 | 17½" |

* Only available in: red, white & black.

specification guide

| AWG size | conductor / stranding | wall mils* | nominal O.D. |
|----------|-----------------------|------------|--------------|
| 18 ga | 16/0.0104 | 0.030" | .111" |
| 16 ga | 26/0.0104 | 0.030" | .123" |
| 14 ga | 41/0.0104 | 0.030" | .136" |
| 12 ga | 65/0.0104 | 0.030" | .156" |
| 10 ga | 104/0.0104 | 0.030" | .181" |
| 8 ga | 168/0.010 | 0.045" | .249" |

* wall mils = insulation thickness



Cross-Link Wire - TXL Wire

TXL wire is a stranded, bare copper, thin wall, special purpose automotive wire insulated with chemically cross-lined polyethylene. Rated to 60V DC. RoHS.

Please specify color with a 2-digit suffix; see Special Note box below.



Scan for pricing or go to www.delcity.net/catalogpricing

1.800.654.4757
f:1.800.431.1293

SPECIAL NOTE

Please specify a color by applying a 2-digit suffix to the part number (corresponding to your color preference):

- 01 - red
- 02 - white
- 03 - blue
- 04 - green
- 05 - black
- 06 - yellow
- 07 - brown
- 08 - gray
- 09 - purple
- 10 - orange
- 11 - pink
- 12 - tan
- 13 - light green
- 14 - light blue

Example: when ordering a 100-ft spool of 18-Ga Crosslink wire, **38181**, in blue please order **3818103**.

| PN | ga. | reel size | lbs per spool | spool dia. | 01 - red | 02 - white | 03 - blue | 04 - green | 05 - black | 06 - yellow | 07 - brown | 08 - gray | 09 - purple | 10 - orange | 11 - pink | 12 - tan | 13 - lt green | 14 - lt blue |
|-------|-----|-----------|---------------|------------|----------|------------|-----------|------------|------------|-------------|------------|-----------|-------------|-------------|-----------|----------|---------------|--------------|
| 38221 | 22 | 100' | 1 | 3½" | x | x | x | x | x | x | x | x | x | x | x | x | x | x |
| 38225 | | 500' | 3.5 | 6½" | x | x | x | x | x | x | x | x | x | x | x | x | x | x |
| 38227 | | 1000' | 6 | 6½" | x | x | — | x | x | x | x | x | x | x | x | x | x | x |
| 38228 | | 5000' | 20 | 12" | x | x | x | x | x | x | x | x | x | x | x | x | x | x |
| 38201 | 20 | 100' | 1 | 3½" | x | x | x | x | x | x | x | x | x | x | x | x | x | x |
| 38205 | | 500' | 3.5 | 6½" | x | x | x | x | x | x | x | x | x | x | x | x | x | x |
| 38207 | | 1000' | 6 | 6½" | x | x | x | x | x | x | x | x | x | x | x | x | x | x |
| 38208 | | 5000' | 30 | 12" | x | x | x | x | x | x | x | x | x | x | x | x | x | x |
| 38181 | 18 | 100' | 1 | 4" | x | x | x | x | x | x | x | x | x | x | x | x | x | x |
| 38185 | | 500' | 4 | 6½" | x | x | x | x | x | x | x | x | x | x | x | x | x | x |
| 38187 | | 1000' | 9 | 10½" | x | x | x | x | x | x | x | x | x | x | x | x | x | x |
| 38188 | | 5000' | 40 | 12" | x | x | x | x | x | x | x | x | x | x | x | x | x | x |
| 38161 | 16 | 100' | 2 | 4" | x | x | x | x | x | x | x | x | x | x | x | x | x | x |
| 38165 | | 500' | 6 | 6½" | x | x | x | x | x | x | x | x | x | x | x | x | x | x |
| 38160 | | 1000' | 12 | 10½" | x | x | x | x | x | x | x | x | x | x | x | — | x | — |
| 38167 | | 5000' | 55 | 16" | x | x | x | x | x | x | x | x | x | x | x | x | x | x |
| 38141 | 14 | 100' | 2 | 4" | x | x | x | x | x | x | x | x | x | x | x | x | x | x |
| 38145 | | 500' | 8 | 6½" | x | x | — | x | x | x | x | x | x | x | — | x | x | — |
| 38140 | | 1000' | 17 | 10½" | x | x | x | x | x | x | x | x | x | x | x | x | x | x |
| 38148 | | 5000' | 75 | 16" | x | x | x | x | x | x | x | x | x | x | x | x | x | x |
| 38121 | 12 | 100' | 3 | 4" | x | x | x | x | x | — | x | x | — | — | — | — | x | x |
| 38125 | | 500' | 13 | 10½" | x | x | x | x | x | — | x | x | — | — | — | — | x | x |
| 38127 | | 1000' | 30 | 10½" | x | x | x | x | x | — | x | x | — | — | — | — | x | x |
| 38128 | | 3000' | 78 | 16" | x | x | x | x | x | x | — | x | x | — | — | — | x | x |
| 38101 | 10 | 100' | 4 | 4" | x | — | — | — | x | — | — | — | — | — | — | — | — | — |
| 38105 | | 500' | 20 | 10½" | x | — | — | — | x | — | — | — | — | — | — | — | — | — |
| 38107 | | 1000' | 40 | 10½" | x | — | — | — | x | — | — | — | — | — | — | — | — | — |
| 38108 | | 2500' | 90 | 13" | x | — | — | — | x | — | — | — | — | — | — | — | — | — |
| 38081 | 8 | 100' | 6 | 10½" | x | — | — | — | x | — | — | — | — | — | — | — | — | — |
| 38085 | | 500' | 30 | 10½" | — | — | — | — | — | — | — | — | — | — | — | — | — | — |
| 38087 | | 1000' | 130 | 12" | x | — | — | — | x | — | — | — | — | — | — | — | — | — |

All spool weights (lbs per spool) are approximate.

WARNING: Cancer and Reproductive Harm
www.P65Warnings.ca.gov

specification guide

| SAE size | conductor stranding | wall mils* | nominal O.D. | SAE size | conductor stranding | wall mils* | nominal O.D. |
|----------|---------------------|------------|--------------|----------|---------------------|------------|--------------|
| 22 ga | 7/30 | 0.016" | 0.062" | 14 ga | 19/27 | 0.016" | 0.103" |
| 20 ga | 7/28 | 0.016" | 0.070" | 12 ga | 19/25 | 0.018" | 0.127" |
| 18 ga | 16/30 | 0.016" | 0.078" | 10 ga | 19/23 | 0.020" | 0.155" |
| 16 ga | 19/29 | 0.016" | 0.089" | 8 ga | 19/.0285 | 0.022" | 0.191" |

* wall mils = insulation thickness



Cross-link-SXL Wire

SXL wire is a stranded, bare copper, thick wall thickness, automotive wire manufactured with a chemically cross-linked, polyethylene insulation. Rated to 60V DC. RoHS. **Please specify color with a 2-digit suffix; see Special Note box below.**



Scan for pricing or go to www.delcity.net/catalogpricing

www.delcity.net
info@delcity.net

SPECIAL NOTE

Please specify a color by applying a 2-digit suffix to the part number (corresponding to your color preference):

- 01 – red 08 – gray
- 02 – white 09 – purple
- 03 – blue 10 – orange
- 04 – green 11 – pink
- 05 – black 12 – tan
- 06 – yellow 13 – lt. green
- 07 – brown 14 – lt. blue

Example: when ordering a 100-ft spool of 18-Ga Cross-link wire, **37181**, in blue please order **3718103**.

specification guide

| SAE size | conductor/stranding | wall mils* | O.D. |
|----------|---------------------|------------|-------|
| 18 ga | 16/30 | 0.031" | .107" |
| 16 ga | 19/29 | 0.033" | .123" |
| 14 ga | 19/27 | 0.037" | .146" |
| 12 ga | 19/25 | 0.039" | .163" |
| 10 ga | 19/23 | 0.033" | .180" |

* wall mils = insulation thickness

| PN | ga. | reel size | lbs per spool | spool dia. | 01 - red | 02 - white | 03 - blue | 04 - green | 05 - black | 06 - yellow | 07 - brown | 08 - gray | 09 - purple | 10 - orange | 11 - pink | 12 - tan | 13 - lt green | 14 - lt blue | |
|-------|-----|-----------|---------------|------------|----------|------------|-----------|------------|------------|-------------|------------|-----------|-------------|-------------|-----------|----------|---------------|--------------|---|
| 37181 | 18 | 100' | 2 | 3½" | x | x | x | x | x | x | x | x | x | x | x | x | x | x | — |
| 37185 | | 500' | 5 | 6½" | x | x | x | x | x | x | x | x | x | x | x | x | x | x | — |
| 37180 | | 1000' | 11 | 10½" | x | x | — | x | x | — | x | x | x | x | x | x | x | x | — |
| 37187 | | 2500' | 26 | 10½" | x | x | x | x | x | x | x | x | x | x | x | x | x | x | x |
| 37188 | 16 | 5000' | 52 | 15½" | x | x | x | x | x | x | x | x | x | x | x | x | x | x | x |
| 37161 | | 100' | 2 | 3½" | x | x | x | x | x | x | x | x | x | x | x | x | x | x | x |
| 37165 | | 500' | 7 | 6½" | x | x | x | x | x | x | x | x | x | x | x | x | x | x | x |
| 37160 | | 1000' | 14 | 10½" | x | x | x | x | x | x | — | — | x | x | x | x | — | x | x |
| 37167 | 14 | 2000' | 28 | 10½" | — | x | x | x | x | x | x | x | x | x | — | x | x | x | x |
| 37168 | | 4000' | 54 | 15½" | x | x | x | x | x | x | x | x | x | x | x | x | x | x | x |
| 37141 | | 100' | 3 | 3½" | x | x | x | x | x | x | x | x | x | x | x | x | x | x | — |
| 37145 | | 500' | 10 | 6½" | x | x | x | x | x | x | x | x | x | x | x | x | x | x | — |
| 37140 | 12 | 1000' | 20 | 10½" | x | x | x | x | x | x | x | x | x | x | x | x | x | x | — |
| 37147 | | 1500' | 30 | 10½" | x | x | x | x | — | x | x | x | — | x | — | x | x | — | |
| 37148 | | 3000' | 60 | 15½" | x | x | x | x | x | x | x | x | x | x | x | x | x | x | — |
| 37121 | 10 | 100' | 3 | 6½" | x | x | x | x | x | x | x | — | — | x | — | — | — | — | |
| 37125 | | 500' | 15 | 10½" | x | x | x | x | x | x | — | — | — | x | — | — | — | — | |
| 37127 | | 1000' | 29 | 10½" | — | x | x | x | x | x | x | — | — | — | — | — | — | — | |
| 37128 | | 5000' | 62 | 15½" | x | x | x | x | x | x | x | — | — | x | — | — | — | — | |
| 37101 | 8 | 100' | 5 | 6½" | x | x | x | x | x | x | x | — | — | — | — | — | — | — | |
| 37105 | | 500' | 22 | 10½" | x | x | x | x | x | x | x | — | — | — | — | — | — | — | |
| 37107 | | 750' | 32 | 10½" | x | — | x | x | x | x | x | — | — | — | — | — | — | — | |
| 37108 | | 1500' | 64 | 15½" | x | x | x | x | x | x | x | — | — | — | — | — | — | — | |

All spool weights (lbs per spool) are approximate.

WARNING: Cancer and Reproductive Harm
www.P65Warnings.ca.gov



Cross-Link Wire - GXL Wire

GXL wire is a stranded, bare copper, medium wall thickness, automotive wire manufactured with a chemically cross-linked, polyethylene insulation. Rated to 60V DC. RoHS.

Please specify color with a 2-digit suffix; see Special Note box below.

SPECIAL NOTE

Please specify a color by applying a 2-digit suffix to the part number (corresponding to your color preference):

- 01 - red 08 - gray
- 02 - white 09 - purple
- 03 - blue 10 - orange
- 04 - green 11 - pink
- 05 - black 12 - tan
- 06 - yellow 13 - lt. green
- 07 - brown 14 - lt. blue

Example: when ordering a 100-ft spool of 18-Ga Crosslink wire, **41181**, in blue please order **4118103**.

| PN | reel size | ga. | lbs. per spool | spool diam. | 01 - red | 02 - white | 03 - blue | 04 - green | 05 - black | 06 - yellow | 07 - brown | 08 - gray | 09 - purple | 10 - orange | 11 - pink | 12 - tan | 13 - lt green | 14 - lt blue |
|-------|-----------|-------|----------------|-------------|----------|------------|-----------|------------|------------|-------------|------------|-----------|-------------|-------------|-----------|----------|---------------|--------------|
| 41201 | 20 | 100' | 1 | 3½" | x | x | x | x | x | x | x | x | x | x | x | x | x | x |
| 41200 | | 500' | 3 | 6½" | x | x | x | x | x | x | x | x | x | x | x | x | x | — |
| 41205 | | 1000' | 6 | 6½" | x | x | x | x | x | x | x | x | x | x | x | x | x | — |
| 41208 | | 5000' | 35 | 12" | x | x | x | x | x | x | x | x | x | x | x | x | x | — |
| 41181 | 18 | 100' | 1 | 3½" | x | x | x | x | x | x | x | x | x | x | x | x | x | x |
| 41185 | | 500' | 5 | 6½" | x | x | x | x | x | x | x | x | x | x | x | x | x | x |
| 41180 | | 1000' | 9 | 10½" | x | x | x | x | x | x | x | x | x | x | x | x | x | x |
| 41188 | | 5000' | 45 | 15½" | x | x | x | x | x | x | x | x | x | x | x | x | x | x |
| 41161 | 16 | 100' | 1 | 3½" | x | x | x | x | x | x | x | x | x | x | x | x | x | x |
| 41165 | | 500' | 5 | 6½" | x | x | x | x | x | x | x | x | x | x | x | x | x | x |
| 41160 | | 1000' | 9 | 10½" | x | x | x | x | x | x | x | x | — | x | x | x | x | x |
| 41168 | | 5000' | 45 | 15½" | x | x | x | x | x | x | x | x | x | x | x | x | x | x |
| 41141 | 14 | 100' | 2 | 3½" | x | x | x | x | x | x | x | x | x | x | x | x | x | x |
| 41145 | | 500' | 9 | 6½" | x | x | x | x | x | x | x | x | x | — | x | — | — | x |
| 41140 | | 1000' | 18 | 10½" | x | x | x | x | x | x | x | x | x | x | — | — | — | x |
| 41148 | | 5000' | 90 | 15½" | x | x | x | x | x | x | x | x | x | x | x | x | x | x |
| 41121 | 12 | 100' | 3 | 3½" | x | x | x | x | x | x | x | x | x | x | x | x | x | x |
| 41125 | | 500' | 14 | 10½" | x | x | x | x | x | x | x | x | x | x | x | x | x | x |
| 41120 | | 1000' | 26 | 10½" | x | x | — | x | x | x | x | — | x | — | x | x | x | x |
| 41128 | | 3000' | 81 | 15½" | x | x | x | x | x | x | x | x | x | x | x | x | x | x |
| 41101 | 10 | 100' | 5 | 6½" | x | x | x | x | x | x | x | — | x | — | — | — | — | — |
| 41105 | | 500' | 22 | 10½" | x | x | x | x | x | x | x | — | x | — | — | — | — | — |
| 41100 | | 750' | 28 | 10½" | x | x | x | x | x | x | x | — | x | — | — | — | — | — |
| 41108 | | 2500' | 98 | 15½" | x | x | x | x | x | x | x | — | x | — | — | — | — | — |
| 41081 | 8 | 100' | 4 | 6½" | x | x | — | x | x | — | — | x | — | x | — | — | — | — |
| 41085 | | 500' | 20 | 10½" | x | x | — | x | x | — | — | x | — | x | — | — | — | — |
| 41080 | | 1000' | 160 | 12" | x | x | — | x | x | — | — | x | — | x | — | — | — | — |

All spool weights (lbs per spool) are approximate.

WARNING: Cancer and Reproductive Harm
www.P65Warnings.ca.gov.



Scan for pricing or go to www.delcity.net/catalogpricing

1.800.654.4757
f:1.800.431.1293

specification guide

| SAE size | conductor stranding | wall mils* | nominal O.D. |
|----------|---------------------|------------|--------------|
| 20 ga | 7/28 | 0.023" | 0.086" |
| 18 ga | 16/30 | 0.023" | 0.092" |
| 16 ga | 19/29 | 0.023" | 0.103" |
| 14 ga | 19/27 | 0.023" | 0.117" |
| 12 ga | 19/25 | 0.037" | 0.160" |
| 10 ga | 19/23 | 0.031" | 0.179" |
| 8 ga | 19/.0285 | 0.037" | 0.216" |

* wall mils = insulation thickness

Marine Grade



Scan for pricing or go to www.delcity.net/catalogpricing

www.delcity.net
info@delcity.net



Tinned Copper Wire - Marine Grade

Tinned copper wire is manufactured to meet or exceed UL1426, US Coast Guard Charterboat (CRF Title 46), ABYC and CSA TEW standards. Rated to 600V.

Please specify color with a 2-digit suffix; see special note box below.

SPECIAL NOTE

Please specify a color by applying a 2-digit suffix to the part number (corresponding to your color preference):

- 01 - red 06 - yellow
- 02 - white 07 - brown
- 03 - dark blue 08 - gray
- 04 - green 11 - pink
- 05 - black

*Example: when ordering a 100-ft spool of 18-Ga Tinned wire, **47181**, in red please order **4718101**.*

specification guide

| AWG size | conductor / stranding | nominal O.D. |
|----------|-----------------------|--------------|
| 18 ga | 16/30 | .109" |
| 16 ga | 26/30 | .125" |
| 14 ga | 41/30 | .141" |
| 12 ga | 65/30 | .156" |
| 10 ga | 105/30 | .219" |
| 8 ga | 168/30 | .313" |
| 6 ga | 266/30 | .344" |
| 4 ga | 420/30 | .406" |
| 2 ga | 655/30 | .469" |
| 1 ga | 836/30 | .531" |
| 1/0 ga | 1064/30 | .563" |
| 2/0 ga | 1130/30 | .625" |
| 3/0 ga | 1665/30 | .688" |
| 4/0 ga | 2109/30 | .813" |

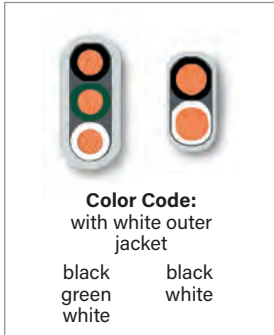
| PN | ga. | reel size | lbs per spool | spool dia. | 01 - red | 02 - white | 03 - dark blue | 04 - green | 05 - black | 06 - yellow | 07 - brown | 08 - gray | 11 - pink |
|-------|-----|-----------|---------------|------------|----------|------------|----------------|------------|------------|-------------|------------|-----------|-----------|
| 47182 | 18 | 35' | 0.5 | 2.88 | x | x | x | x | x | x | - | - | x |
| 47181 | | 100' | 2 | 3.5 | x | x | x | x | x | x | - | - | x |
| 47185 | | 500' | 6 | 6.5 | x | x | x | x | x | x | - | - | x |
| 47162 | 16 | 25' | 0.5 | 2.88 | x | x | x | x | x | x | x | - | x |
| 47161 | | 100' | 2 | 3.5 | x | x | x | x | x | x | x | - | x |
| 47165 | | 500' | 8 | 6.5 | x | x | x | x | x | x | x | - | x |
| 47142 | 14 | 18' | 0.5 | 4 | x | x | x | x | x | x | x | - | x |
| 47141 | | 100' | 3 | 3.5 | x | x | x | x | x | x | x | - | x |
| 47145 | | 500' | 10 | 6.5 | x | x | x | x | x | x | x | x | x |
| 47140 | | 1000' | 20 | 10.5 | x | x | x | x | x | x | x | - | x |
| 47122 | 12 | 25' | 0.5 | 4 | x | x | x | x | x | x | - | - | x |
| 47121 | | 100' | 3 | 3.5 | x | x | x | x | x | x | - | - | x |
| 47125 | | 400' | 12 | 10.5 | x | x | x | x | x | x | - | - | x |
| 47120 | | 1000' | 30 | 10.5 | x | x | x | x | x | x | - | - | x |
| 47102 | 10 | 25' | 1.3 | 4 | x | x | x | x | x | x | - | - | - |
| 47101 | | 100' | 5 | 6.5 | x | x | x | x | x | x | - | - | - |
| 47105 | | 500' | 22 | 10.5 | x | x | x | x | x | x | - | - | - |
| 47100 | | 1000' | 43 | 10.5 | x | x | x | x | x | x | - | - | - |
| 47082 | 8 | 25' | 2 | 4 | x | x | - | x | x | x | - | - | - |
| 47081 | | 100' | 8 | 6.5 | x | x | - | x | x | x | - | - | - |
| 47085 | | 500' | 35 | 10.5 | x | x | - | x | x | x | - | - | - |
| 47080 | | 1000' | 70 | 12 | x | x | - | x | x | x | - | - | - |
| 47062 | 6 | 25' | 4 | 4 | x | x | - | x | x | - | - | - | - |
| 47061 | | 100' | 13 | 10.5 | x | x | - | x | x | - | - | - | - |
| 47065 | | 500' | 63 | 12 | x | x | - | x | x | - | - | - | - |
| 47042 | 4 | 25' | 5 | 6.5 | x | - | - | - | x | - | - | - | - |
| 47041 | | 100' | 19 | 10.5 | x | - | - | - | x | - | - | - | - |
| 47045 | | 500' | 91 | 12 | x | - | - | - | x | - | - | - | - |
| 47022 | 2 | 25' | 7 | 6.5 | x | - | - | - | x | - | - | - | - |
| 47021 | | 100' | 28 | 10.5 | x | - | - | - | x | - | - | - | - |
| 47025 | | 400' | 108 | 12 | x | - | - | - | x | - | - | - | - |
| 47012 | 1 | 25' | 10 | 6.5 | x | - | - | - | x | - | - | - | - |
| 47011 | | 100' | 36 | 10.5 | x | - | - | - | x | - | - | - | - |
| 47013 | | 300' | 106 | 12 | x | - | - | - | x | - | - | - | - |
| 47103 | 1/0 | 25' | 12 | 6.5 | x | - | - | - | x | - | - | - | - |
| 47104 | | 100' | 45 | 10.5 | x | - | - | - | x | - | - | - | - |
| 47106 | | 250' | 110 | 12 | x | - | - | - | x | - | - | - | - |
| 47202 | 2/0 | 25' | 15 | 10.5 | x | - | - | - | x | - | - | - | - |
| 47201 | | 100' | 54 | 10.5 | x | - | - | - | x | - | - | - | - |
| 47203 | | 200' | 106 | 12 | x | - | - | - | x | - | - | - | - |
| 47302 | 3/0 | 25' | 18 | 10.5 | x | - | - | - | x | - | - | - | - |
| 47301 | | 100' | 69 | 12 | x | - | - | - | x | - | - | - | - |
| 47305 | | 150' | 101 | 12 | x | - | - | - | x | - | - | - | - |
| 47402 | 4/0 | 25' | 11 | 10.5 | x | - | - | - | x | - | - | - | - |
| 47401 | | 100' | 85 | 12 | x | - | - | - | x | - | - | - | - |
| 47405 | | 250' | 198 | 16 | x | - | - | - | x | - | - | - | - |

WARNING: Cancer and Reproductive Harm
www.P65Warnings.ca.gov



Tinned Copper Cable - Marine Grade

Tinned cable is manufactured to meet UL1426 and ABYC standards. Rated to 600V.



| PN | ga. | no. of wires | reel size | lbs per spool | spool dia. | | |
|-------|-------|--------------|-----------|---------------|------------|----|------|
| 48361 | 16 | 3 | 100' | 7 | 6½" | | |
| 48363 | | | 250' | 17 | 10½" | | |
| 48367 | | | 500' | 34 | 11½" | | |
| 48368 | | | 1000' | 67 | 15½" | | |
| 48341 | | | 14 | 3 | 100' | 10 | 10½" |
| 48343 | | | | | 250' | 23 | 10½" |
| 48347 | 500' | 45 | | | 11½" | | |
| 48348 | 1000' | 90 | | | 15½" | | |
| 48241 | 2 | 2 | | | 100' | 6 | 6½" |
| 48243 | | | | | 250' | 16 | 10½" |
| 48247 | | | 500' | 31 | 10½" | | |
| 48248 | | | 1000' | 64 | 15½" | | |
| 48321 | 12 | 3 | 100' | 12 | 10½" | | |
| 48323 | | | 250' | 30 | 10½" | | |
| 48327 | | | 500' | 60 | 11½" | | |
| 48328 | | | 1000' | 121 | 15½" | | |
| 48301 | 10 | 3 | 100' | 18 | 10½" | | |
| 48303 | | | 250' | 45 | 10½" | | |
| 48307 | | | 500' | 86 | 11½" | | |
| 48308 | | | 1000' | 172 | 15½" | | |

| AWG size | conductor stranding | wall, mils* cond./JKT. | nominal dimension |
|----------|---------------------|------------------------|-------------------|
| 16/3 | 26/0.010 | 30/0.030" | 0.187" x 0.433" |
| 14/3 | 41/0.010 | 30/0.030" | 0.220" x 0.487" |
| 12/3 | 65/0.010 | 30/0.030" | 0.230" x 0.528" |
| 10/3 | 104/0.010 | 30/0.030" | 0.270" x 0.620" |

* wall mils = insulation thickness

| AWG size | conductor stranding | wall, mils* cond./jkt. | nominal dimension |
|----------|---------------------|------------------------|-------------------|
| 14/2 | 41/0.010 | 30/0.030" | 0.215" x 0.350" |

WARNING: Cancer and Reproductive Harm
www.P65Warnings.ca.gov.



Scan for pricing or go to www.delcity.net/catalogpricing

1.800.654.4757
f:1.800.431.1293

Heavy Duty Wire



Scan for pricing or go to www.delcity.net/catalogpricing

www.delcity.net
info@delcity.net



Battery Cable - Type SGT

Battery cable is manufactured to SAE J-1127 specification. Rated to 60V DC. Please specify color with a 2-digit suffix; see special note box below.

SPECIAL NOTE

Please specify a color by applying a 2-digit suffix to the part number (corresponding to your color preference):

01 - red **05** - black

Example: when ordering a 25-ft spool of 6-Ga Battery Cable, **52162**, in red please order **5216201**.

| PN | ga. | length | lbs per spool/coil | spool dia. | | |
|-------|-----|--------|--------------------|------------|------|------|
| 52162 | 6 | 25' | 3 | coil | | |
| 52142 | 4 | | 4 | | | |
| 52122 | 2 | | 6 | | | |
| 52112 | 1 | | 8 | | | |
| 52102 | 1/0 | | 10 | | | |
| 52002 | 2/0 | | 12 | | | |
| 52302 | 3/0 | | 15 | | | |
| 52402 | 4/0 | | 20 | | | |
| 55161 | 6 | | 100' | | 12 | 10½" |
| 55141 | 4 | | | | 17 | 10½" |
| 55121 | 2 | 27 | | 10½" | | |
| 55111 | 1 | 30 | | 10½" | | |
| 55101 | 1/0 | 39 | | 10½" | | |
| 55001 | 2/0 | 49 | | 10½" | | |
| 55301 | 3/0 | 62 | | 10½" | | |
| 55401 | 4/0 | 82 | | 11½" | | |
| 55168 | 6 | 500' | | 58 | 11½" | |
| 55148 | 4 | | | 83 | 15½" | |
| 55128 | 2 | | 127 | 17½" | | |

| PN | ga. | length | lbs per spool/coil | spool dia. |
|-------|-----|--------|--------------------|------------|
| 55118 | 1 | 500' | 150 | 17½" |
| 55108 | 1/0 | | 198 | 24" |
| 55008 | 2/0 | | 236 | 19½" |
| 55308 | 3/0 | | 316 | 23½" |
| 55408 | 4/0 | | 421 | 23½" |

All spool weights (lbs per spool) are approximate.

specification guide

| gauge | stranding | nominal O.D. |
|-------|------------|--------------|
| 6 | 133/0.0137 | 0.310" |
| 4 | 133/0.0171 | 0.375" |
| 2 | 133/0.0218 | 0.438" |
| 1 | 133/0.0243 | 0.480" |
| 1/0 | 133/0.0275 | 0.525" |
| 2/0 | 133/0.0309 | 0.575" |
| 3/0 | 361/0.0210 | 0.661" |
| 4/0 | 361/0.0239 | 0.726" |

WARNING: Cancer and Reproductive Harm www.P65Warnings.ca.gov

suggested ampacity for battery cable

| gauge | 10-ft | 20-ft | 30-ft | 40-ft | 50-ft | 60-ft | 80-ft | 100-ft |
|-------|-------|---------|---------|-------|-------|-------|-------|--------|
| 6 | 200 | 100 | 50 | 50 | 50 | 36 | 36-24 | 24-20 |
| 4 | | 200-150 | 100 | 100 | 50 | 50 | 50 | 36 |
| 2 | | | 200-150 | 150 | 100 | 100 | 50 | 50 |
| 1 | | | | 200 | 150 | 100 | 100 | 50 |
| 1/0 | | | | | 200 | 150 | 100 | 100 |
| 2/0 | | | | | | 200 | 150 | 100 |
| 3/0 | | | | | | | 200 | 150 |
| 4/0 | | | | | | | | 200 |



Battery Cable - Type SGX

Battery cable is manufactured to SAE J-1127 specification. Rated to 60V DC. RoHS. Please specify color with a 2-digit suffix; see special note box below.

SPECIAL NOTE

Please specify a color by applying a 2-digit suffix to the part number (corresponding to your color preference):

01 - red **05** - black

Example: when ordering a 25-ft spool of 6-Ga Battery Cable, **56162**, in red please order **5616201**.

| PN | ga. | length | lbs per spool/coil | spool dia. | | |
|-------|-----|--------|--------------------|------------|-----|------|
| 56162 | 6 | 25' | 3 | coil | | |
| 56142 | 4 | | 4 | | | |
| 56122 | 2 | | 6 | | | |
| 56112 | 1 | | 8 | | | |
| 56102 | 1/0 | | 10 | | | |
| 56002 | 2/0 | | 12 | | | |
| 56302 | 3/0 | | 16 | | | |
| 56402 | 4/0 | | 19 | | | |
| 56161 | 6 | | 100' | | 11 | 10½" |
| 56141 | 4 | | | | 15 | 10½" |
| 56121 | 2 | 25 | | 10½" | | |
| 56111 | 1 | 31 | | 10½" | | |
| 56101 | 1/0 | 38 | | 10½" | | |
| 56001 | 2/0 | 46 | | 10½" | | |
| 56301 | 3/0 | 62 | | 10½" | | |
| 56401 | 4/0 | 76 | | 11½" | | |
| 56168 | 6 | 500' | | 54 | 12" | |
| 56148 | 4 | | | 77 | 16" | |
| 56128 | 2 | | 124 | 16" | | |

| PN | ga. | length | lbs per spool/coil | spool dia. |
|-------|-----|--------|--------------------|------------|
| 56118 | 1 | 500' | 124 | 16" |
| 56108 | 1/0 | | 189 | 16" |
| 56008 | 2/0 | | 229 | 18" |
| 56308 | 3/0 | | 311 | 24" |
| 56408 | 4/0 | | 379 | 24" |

All spool weights (lbs per spool) are approximate.

specification guide

| gauge | stranding | nominal O.D. |
|-------|-------------|--------------|
| 6 | 7x19/.0137 | 0.310" |
| 4 | 7x19/.0170 | 0.0375" |
| 2 | 7x19/.0218 | 0.438" |
| 1 | 7x19/.0243 | 0.48" |
| 1/0 | 19x54/.010 | 0.52" |
| 2/0 | 19x66/.010 | 0.56" |
| 3/0 | 19x85/.010 | 0.64" |
| 4/0 | 19x108/.010 | 0.706" |

WARNING: Cancer and Reproductive Harm www.P65Warnings.ca.gov



Welding Cable – Class K

Welding cable is manufactured to meet the National Electrical Code article 63 electric welders. Rated to 600V AC. **Please specify color with a 2-digit suffix; see special note box below.**

SPECIAL NOTE

Please specify a color by applying a 2-digit suffix to the part number (corresponding to your color preference):

- 01 – red
- 04 – green
- 05 – black

Example: when ordering a 25-ft spool of 6-Ga welding cable, **57162**, in red please order **5716201**.

| PN | ga. | length | lbs per spool/coil | spool dia. | | |
|-------|-----|--------|--------------------|------------|------|------|
| 57162 | 6 | 25' | 3 | coil | | |
| 57142 | 4 | | 4 | | | |
| 57122 | 2 | | 6 | | | |
| 57112 | 1 | | 8 | | | |
| 57102 | 1/0 | | 11 | | | |
| 57002 | 2/0 | | 12 | | | |
| 57302 | 3/0 | | 16 | | | |
| 57402 | 4/0 | | 19 | | | |
| 57161 | 6 | | 100' | | 13 | 10½" |
| 57141 | 4 | | | | 18 | 10½" |
| 57121 | 2 | 26 | | 10½" | | |
| 57111 | 1 | 39 | | 10½" | | |
| 57101 | 1/0 | 47 | | 10½" | | |
| 57001 | 2/0 | 56 | | 10½" | | |
| 57301 | 3/0 | 68 | | 10½" | | |
| 57401 | 4/0 | 85 | | 10½" | | |
| 57168 | 6 | 500' | | 56 | 12½" | |
| 57148 | 4 | | | 77 | 12½" | |
| 57128 | 2 | | 122 | 14¾" | | |

| PN | ga. | length | lbs per spool/coil | spool dia. |
|-------|-----|--------|--------------------|------------|
| 57118 | 1 | 500' | 159 | 17¾" |
| 57108 | 1/0 | | 196 | 17¾" |
| 57008 | 2/0 | | 241 | 24" |
| 57308 | 3/0 | | 300 | 24" |
| 57408 | 4/0 | | 378 | 24" |

All spool weights (lbs per spool) are approximate.

specification guide

| gauge | stranding | nominal O.D. |
|-------|--------------|--------------|
| 6 | 7/37/0.010 | .320" |
| 4 | 7/52/0.010 | .348" |
| 2 | 12/52/0.010 | .420" |
| 1 | 12/65/0.010 | .503" |
| 1/0 | 19/52/0.010 | .533" |
| 2/0 | 19/65/0.010 | .586" |
| 3/0 | 19/81/0.010 | .625" |
| 4/0 | 19/106/0.010 | .720" |

WARNING: Cancer and Reproductive Harm
www.P65Warnings.ca.gov.



Scan for pricing or go to www.delcity.net/catalogpricing

1.800.654.4757
f:1.800.431.1293

suggested ampacity for welding cable

| gauge | 50-ft | 75-ft | 100-ft | 125-ft | 150-ft | 175-ft | 200-ft | 225-ft | 250-ft | 300-ft | 350-ft |
|-------|---------|---------|---------|--------|--------|--------|--------|--------|--------|--------|--------|
| 4 | 100 | 100 | | | | | | | | | |
| 2 | 200 | 150 | 100 | 100 | | | | | | | |
| 1 | 250/300 | 200 | 150 | | 100 | | | | | | |
| 1/0 | 350 | 250 | 200 | 150 | | 100 | 100 | | | | |
| 2/0 | 400/450 | 300 | 250 | 200 | 150 | | | 100 | 100 | | |
| 3/0 | 500 | 350/400 | 300 | 250 | 200 | 150 | 150 | | | 100 | |
| 4/0 | 550/600 | 450/500 | 350/400 | 300 | 250 | 200 | 200 | 150 | 150 | | 100 |



Parallel Booster Cable

Dual booster cable wire with highly conductive 100% copper stranding to maximize current transfer is available in 2, 4, 6 and 8 gauges. 2, 4, 6 gauge meet SAE J1127. 8 ga meets SAE J1128. RoHS

| PN | ga. | size | lbs per spool | color |
|---------|-----|-------|---------------|--------------|
| 57650 | 2 | 50' | 29 | red/black |
| 57653 | 4 | | 21 | black/white |
| 57657 | 6 | | 15 | black/orange |
| 57651 | 2 | 100' | 56 | red/black |
| 57654 | 4 | | 41 | black/white |
| 57658 | 6 | | 29 | black/orange |
| 57659 | 8 | | 19 | black/yellow |
| 57652 | 2 | 500' | 271 | red/black |
| 57655 | 4 | | 196 | black/white |
| 57656 | 4 | | 196 | red/black |
| 8000399 | 6 | 1200' | 336 | black/orange |

specification guide

| AWG size | conductor stranding | nominal O.D. |
|----------|---------------------|--------------|
| 2 | 7 x 37/26 | 0.450/0.960" |
| 4 | 7 x 19/25 | 0.410/0.880" |
| 6 | 7 x 19/27 | 0.360/0.780" |
| 8 | 30/23 | 0.320/0.700" |


WARNING: Cancer and Reproductive Harm
www.P65Warnings.ca.gov.

Battery Cables



Scan for pricing or go to www.delcity.net/catalogpricing

www.delcity.net
info@delcity.net



Group 31 Overmolded Battery Cable Assemblies

Minimize the formation of corrosion by reducing the amount of exposed connections along the assembly. Made with 2/0 PVC starter cable, fits up to 3/8" stud.

| PN | no. of batteries | color | length | stud size | PN | no. of batteries | color | length | stud size |
|--------|------------------|-------|--------|-----------|--------|------------------|-------|--------|-----------|
| 104363 | 2 | black | 7" | 3/8" | 104362 | 2 | red | 7" | 3/8" |
| 104365 | 3 | | 14" | | 104364 | 3 | | 14" | |
| 104663 | 4 | | 21" | | 104662 | 4 | | 21" | |

WARNING: Cancer and Reproductive Harm www.P65Warnings.ca.gov.

Stud Caps

| PN | color | PN | color |
|--------|-------|--------|-------|
| 104893 | black | 104892 | red |

WARNING: Cancer and Reproductive Harm www.P65Warnings.ca.gov.

Top Post Battery Cables

All cables meet or exceed OEM standards for durability, strength and heat resistance.

| PN | ga. | color | length | stud size | PN | ga. | color | length | stud size | | | | | | | | | | | | | | | | | | | | | | | | | | | | | | | | | | | | | | | | | | | | | | | | |
|----------|-----|----------|--------|-----------|----------|----------|--------|----------|-----------|--------|--------|----------|--------|----------|----------|--------|--------|----------|--------|----------|----------|----------|--------|----------|--------|----------|--------|----------|----------|----------|----------|----------|--------|--------|----------|----------|----------|--------|--------|--------|--------|--------|--------|--------|--------|--------|--------|--------|--------|--------|--------|--------|--------|--------|-----|--------|-----|
| 112705DL | 6 | black | 12" | 3/8" | 112605 | 6 | red | 12" | 3/8" | | | | | | | | | | | | | | | | | | | | | | | | | | | | | | | | | | | | | | | | | | | | | | | | |
| 120705DL | | | 20" | | 124705 | | | 24" | | 138705 | 38" | 115405 | 4 | 15" | 120405DL | 20" | 125405 | 25" | 132405 | 32" | 138405 | 38" | 143405 | 43" | 148405 | 48" | 153405 | 53" | 165405 | 65" | 172405DL | 72" | 124605 | 24" | 138605 | 38" | 115505DL | 4 | 15" | 120505 | 20" | 124505 | 25" | 132505 | 32" | 138505 | 38" | 143505 | 43" | 148505 | 48" | 153505 | 53" | 165505 | 65" | 172505 | 72" |
| 124705 | | | 24" | | 138705 | | | 38" | | 115405 | 4 | 15" | | 120405DL | 20" | 125405 | 25" | 132405 | 32" | 138405 | 38" | 143405 | 43" | 148405 | 48" | 153405 | 53" | 165405 | 65" | 172405DL | 72" | 124605 | 24" | 138605 | 38" | 115505DL | 4 | | 15" | 120505 | 20" | 124505 | 25" | 132505 | 32" | 138505 | 38" | 143505 | 43" | 148505 | 48" | 153505 | 53" | 165505 | 65" | 172505 | 72" |
| 138705 | | | 38" | | 115405 | | | 4 | | 15" | | 120405DL | | 20" | 125405 | 25" | 132405 | 32" | 138405 | 38" | 143405 | 43" | 148405 | 48" | 153405 | 53" | 165405 | 65" | 172405DL | 72" | 124605 | 24" | 138605 | 38" | 115505DL | 4 | | | 15" | 120505 | 20" | 124505 | 25" | 132505 | 32" | 138505 | 38" | 143505 | 43" | 148505 | 48" | 153505 | 53" | 165505 | 65" | 172505 | 72" |
| 115405 | 4 | | 15" | | 120405DL | 20" | | | | 125405 | | 25" | | 132405 | 32" | 138405 | 38" | 143405 | 43" | 148405 | 48" | 153405 | 53" | 165405 | 65" | 172405DL | 72" | 124605 | 24" | 138605 | 38" | 115505DL | 4 | 15" | 120505 | | | | 20" | 124505 | 25" | 132505 | 32" | 138505 | 38" | 143505 | 43" | 148505 | 48" | 153505 | 53" | 165505 | 65" | 172505 | 72" | | |
| 120405DL | | | 20" | | 125405 | 25" | | | | 132405 | | 32" | | 138405 | 38" | 143405 | 43" | 148405 | 48" | 153405 | 53" | 165405 | 65" | 172405DL | 72" | 124605 | 24" | 138605 | 38" | 115505DL | 4 | 15" | | 120505 | 20" | | | | 124505 | 25" | 132505 | 32" | 138505 | 38" | 143505 | 43" | 148505 | 48" | 153505 | 53" | 165505 | 65" | 172505 | 72" | | | |
| 125405 | | | 25" | | 132405 | 32" | | | | 138405 | | 38" | | 143405 | 43" | 148405 | 48" | 153405 | 53" | 165405 | 65" | 172405DL | 72" | 124605 | 24" | 138605 | 38" | 115505DL | 4 | 15" | | 120505 | | 20" | 124505 | | | | 25" | 132505 | 32" | 138505 | 38" | 143505 | 43" | 148505 | 48" | 153505 | 53" | 165505 | 65" | 172505 | 72" | | | | |
| 132405 | | | 32" | | 138405 | 38" | | | | 143405 | | 43" | | 148405 | 48" | 153405 | 53" | 165405 | 65" | 172405DL | 72" | 124605 | 24" | 138605 | 38" | 115505DL | 4 | 15" | | 120505 | | 20" | | 124505 | 25" | | | | 132505 | 32" | 138505 | 38" | 143505 | 43" | 148505 | 48" | 153505 | 53" | 165505 | 65" | 172505 | 72" | | | | | |
| 138405 | | | 38" | | 143405 | 43" | | | | 148405 | | 48" | | 153405 | 53" | 165405 | 65" | 172405DL | 72" | 124605 | 24" | 138605 | 38" | 115505DL | 4 | 15" | | 120505 | | 20" | | 124505 | | 25" | 132505 | | | | 32" | 138505 | 38" | 143505 | 43" | 148505 | 48" | 153505 | 53" | 165505 | 65" | 172505 | 72" | | | | | | |
| 143405 | | | 43" | | 148405 | 48" | | | | 153405 | | 53" | 165405 | 65" | 172405DL | 72" | 124605 | 24" | 138605 | 38" | 115505DL | 4 | 15" | 120505 | | 20" | | 124505 | | 25" | | 132505 | | 32" | 138505 | | | 38" | 143505 | 43" | 148505 | 48" | 153505 | 53" | 165505 | 65" | 172505 | 72" | | | | | | | | | |
| 148405 | | | 48" | | 153405 | 53" | | | | 165405 | 65" | 172405DL | 72" | 124605 | 24" | 138605 | 38" | 115505DL | 4 | 15" | 120505 | | 20" | 124505 | | 25" | | 132505 | | 32" | | 138505 | | 38" | 143505 | | 43" | 148505 | 48" | 153505 | 53" | 165505 | 65" | 172505 | 72" | | | | | | | | | | | | |
| 153405 | | | 53" | | 165405 | 65" | | 172405DL | | 72" | 124605 | 24" | 138605 | 38" | 115505DL | 4 | 15" | 120505 | | 20" | 124505 | | 25" | 132505 | | 32" | | 138505 | | 38" | | 143505 | | 43" | 148505 | 48" | 153505 | 53" | 165505 | 65" | 172505 | 72" | | | | | | | | | | | | | | | |
| 165405 | 65" | 172405DL | 72" | 124605 | 24" | 138605 | 38" | 115505DL | 4 | 15" | 120505 | 20" | 124505 | 25" | 132505 | | 32" | 138505 | | 38" | 143505 | | 43" | 148505 | | 48" | | 153505 | | 53" | | 165505 | 65" | 172505 | 72" | | | | | | | | | | | | | | | | | | | | | | |
| 172405DL | 72" | 124605 | 24" | 138605 | 38" | 115505DL | 4 | 15" | | 120505 | 20" | 124505 | 25" | 132505 | 32" | | 138505 | 38" | | 143505 | 43" | | 148505 | 48" | | 153505 | | 53" | | 165505 | 65" | 172505 | 72" | | | | | | | | | | | | | | | | | | | | | | | | |
| 124605 | 24" | 138605 | 38" | 115505DL | 4 | 15" | | 120505 | | 20" | 124505 | 25" | 132505 | 32" | 138505 | | 38" | 143505 | | 43" | 148505 | | 48" | 153505 | | 53" | | 165505 | 65" | 172505 | 72" | | | | | | | | | | | | | | | | | | | | | | | | | | |
| 138605 | 38" | 115505DL | 4 | 15" | | 120505 | | 20" | | 124505 | 25" | 132505 | 32" | 138505 | 38" | | 143505 | 43" | | 148505 | 48" | | 153505 | 53" | | 165505 | 65" | 172505 | 72" | | | | | | | | | | | | | | | | | | | | | | | | | | | | |
| 115505DL | 4 | 15" | | 120505 | | 20" | | 124505 | | 25" | 132505 | 32" | 138505 | 38" | 143505 | | 43" | 148505 | | 48" | 153505 | | 53" | 165505 | 65" | 172505 | 72" | | | | | | | | | | | | | | | | | | | | | | | | | | | | | | |
| 120505 | | 20" | | 124505 | | 25" | | 132505 | | 32" | 138505 | 38" | 143505 | 43" | 148505 | | 48" | 153505 | | 53" | 165505 | 65" | 172505 | 72" | | | | | | | | | | | | | | | | | | | | | | | | | | | | | | | | | |
| 124505 | | 25" | | 132505 | | 32" | | 138505 | | 38" | 143505 | 43" | 148505 | 48" | 153505 | | 53" | 165505 | 65" | 172505 | 72" | | | | | | | | | | | | | | | | | | | | | | | | | | | | | | | | | | | | |
| 132505 | | 32" | | 138505 | | 38" | | 143505 | | 43" | 148505 | 48" | 153505 | 53" | 165505 | 65" | 172505 | 72" | | | | | | | | | | | | | | | | | | | | | | | | | | | | | | | | | | | | | | | |
| 138505 | | 38" | | 143505 | | 43" | | 148505 | 48" | 153505 | 53" | 165505 | 65" | 172505 | 72" | | | | | | | | | | | | | | | | | | | | | | | | | | | | | | | | | | | | | | | | | | |
| 143505 | | 43" | | 148505 | | 48" | 153505 | 53" | 165505 | 65" | 172505 | 72" | | | | | | | | | | | | | | | | | | | | | | | | | | | | | | | | | | | | | | | | | | | | | |
| 148505 | | 48" | | 153505 | 53" | 165505 | 65" | 172505 | 72" | | | | | | | | | | | | | | | | | | | | | | | | | | | | | | | | | | | | | | | | | | | | | | | | |
| 153505 | | 53" | 165505 | 65" | 172505 | 72" | | | | | | | | | | | | | | | | | | | | | | | | | | | | | | | | | | | | | | | | | | | | | | | | | | | |
| 165505 | 65" | 172505 | 72" | | | | | | | | | | | | | | | | | | | | | | | | | | | | | | | | | | | | | | | | | | | | | | | | | | | | | | |
| 172505 | 72" | | | | | | | | | | | | | | | | | | | | | | | | | | | | | | | | | | | | | | | | | | | | | | | | | | | | | | | | |

WARNING: Cancer and Reproductive Harm www.P65Warnings.ca.gov.

Top Post Battery Cables With Leads

Auxiliary leads are 4" long, 12 gauge wire.

| PN | ga. | color | length | stud size | PN | ga. | color | length | stud size | | | | | | | | | | | | | | | | | | | | | | | | | | | | |
|--------|-----|--------|--------|-----------|--------|-----|-------|--------|-----------|--------|--------|--------|-----|--------|-----|--------|--------|--------|--------|--------|--------|--------|--------|--------|--------|--------|--------|--------|--------|--------|--------|--------|--------|--------|--------|--------|-----|
| 115400 | 4 | black | 15" | 3/8" | 115500 | 4 | red | 15" | 3/8" | | | | | | | | | | | | | | | | | | | | | | | | | | | | |
| 120400 | | | 20" | | 125400 | | | 25" | | 132400 | 32" | 138400 | 38" | 148400 | 48" | 120200 | 2 | 20" | 125200 | 25" | 138200 | 38" | 148200 | 48" | 165200 | 65" | 120300 | 2 | 20" | 125300 | 25" | 138300 | 38" | 148300 | 48" | 165300 | 65" |
| 125400 | | | 25" | | 132400 | | | 32" | | 138400 | 38" | 148400 | 48" | 120200 | 2 | 20" | | 125200 | 25" | 138200 | 38" | 148200 | 48" | 165200 | 65" | 120300 | 2 | | 20" | 125300 | 25" | 138300 | 38" | 148300 | 48" | 165300 | 65" |
| 132400 | | | 32" | | 138400 | | | 38" | | 148400 | 48" | 120200 | 2 | 20" | | 125200 | | 25" | 138200 | 38" | 148200 | 48" | 165200 | 65" | 120300 | 2 | | | 20" | 125300 | 25" | 138300 | 38" | 148300 | 48" | 165300 | 65" |
| 138400 | | | 38" | | 148400 | | | 48" | | 120200 | 2 | 20" | | 125200 | | 25" | | 138200 | 38" | 148200 | 48" | 165200 | 65" | 120300 | 2 | | | | 20" | 125300 | 25" | 138300 | 38" | 148300 | 48" | 165300 | 65" |
| 148400 | | | 48" | | 120200 | | | 2 | | 20" | | 125200 | | 25" | | 138200 | | 38" | 148200 | 48" | 165200 | 65" | 120300 | 2 | | | | 20" | 125300 | 25" | 138300 | 38" | 148300 | 48" | 165300 | 65" | |
| 120200 | 2 | | 20" | | 125200 | 25" | | | | 138200 | | 38" | | 148200 | | 48" | | 165200 | 65" | 120300 | 2 | 20" | 125300 | | | | 25" | 138300 | 38" | 148300 | 48" | 165300 | 65" | | | | |
| 125200 | | | 25" | | 138200 | 38" | | | | 148200 | | 48" | | 165200 | | 65" | 120300 | 2 | 20" | 125300 | | 25" | 138300 | | | 38" | 148300 | 48" | 165300 | 65" | | | | | | | |
| 138200 | | | 38" | | 148200 | 48" | | | | 165200 | | 65" | | 120300 | 2 | 20" | 125300 | | 25" | 138300 | | 38" | 148300 | | 48" | 165300 | 65" | | | | | | | | | | |
| 148200 | | | 48" | | 165200 | 65" | | | | 120300 | | 2 | 20" | 125300 | | 25" | 138300 | | 38" | 148300 | | 48" | 165300 | 65" | | | | | | | | | | | | | |
| 165200 | | | 65" | | 120300 | 2 | | | | 20" | 125300 | | 25" | 138300 | | 38" | 148300 | | 48" | 165300 | 65" | | | | | | | | | | | | | | | | |
| 120300 | | | 2 | | 20" | | | 125300 | | 25" | 138300 | | 38" | 148300 | | 48" | 165300 | 65" | | | | | | | | | | | | | | | | | | | |
| 125300 | 25" | 138300 | | 38" | 148300 | | 48" | 165300 | 65" | | | | | | | | | | | | | | | | | | | | | | | | | | | | |
| 138300 | 38" | 148300 | | 48" | 165300 | | 65" | | | | | | | | | | | | | | | | | | | | | | | | | | | | | | |
| 148300 | 48" | 165300 | | 65" | | | | | | | | | | | | | | | | | | | | | | | | | | | | | | | | | |
| 165300 | 65" | | | | | | | | | | | | | | | | | | | | | | | | | | | | | | | | | | | | |

WARNING: Cancer and Reproductive Harm www.P65Warnings.ca.gov.

Side Terminal Battery Cables With Leads

Auxiliary leads are 4" long, 12 gauge wire.

| PN | ga. | color | length | stud size | PN | ga. | color | length | stud size | | | | |
|--------|-----|-------|--------|-----------|--------|-----|-------|--------|-----------|--------|-----|--------|-----|
| 125409 | 4 | black | 25" | 3/8" | 125509 | 4 | red | 25" | 3/8" | | | | |
| 135409 | | | 35" | | 145409 | | | 45" | | 155409 | 55" | 165409 | 65" |
| 145409 | | | 45" | | 155409 | | | 55" | | 165409 | 65" | | |
| 155409 | | | 55" | | 165409 | | | 65" | | | | | |
| 165409 | | | 65" | | | | | | | | | | |

WARNING: Cancer and Reproductive Harm www.P65Warnings.ca.gov.

Battery Cable Repair Splices

Replace only the damaged portion of a cable. Includes hex wrench & instructions. RoHS.



| PN | type | single or dual | ga. |
|--------|---------------|----------------|-----|
| 108868 | side terminal | single | 1 |
| 108867 | top post | single | |
| 108869 | lug | single | 4 |
| 108859 | lug | dual | |
| 108866 | side terminal | single | |
| 108863 | side terminal | dual | |

| PN | type | single or dual | ga. |
|--------|----------|----------------|-----|
| 108865 | top post | single | 4 |
| 108864 | top post | dual | |
| 104957 | top post | single | 2/0 |
| 104958 | lug | single | |

⚠ WARNING: Cancer and Reproductive Harm
www.P65Warnings.ca.gov.



Scan for pricing or go to www.delcity.net/catalogpricing

1.800.654.4757
f:1.800.431.1293

Switch-to-Starter Cables

Manufactured from battery cable that meets SAE J112 standards.



| PN | ga. | color | length | stud size | |
|--------|-----|-------|--------|-----------|------|
| 412605 | 6 | black | 12" | 3/8" | |
| 420605 | | | 20" | | |
| 424605 | | | 24" | | |
| 424505 | 4 | | 24" | | 3/8" |
| 432505 | | | 32" | | |
| 440505 | | | 40" | | |
| 449505 | | 49" | | | |

| PN | ga. | color | length | stud size |
|--------|-----|-------|--------|-----------|
| 420405 | 4 | red | 20" | 3/8" |
| 424405 | | | 24" | |
| 432405 | | | 32" | |
| 440405 | | | 40" | |
| 449405 | | | 49" | |

⚠ WARNING: Cancer and Reproductive Harm
www.P65Warnings.ca.gov.

Small Vehicle/Golf Cart Battery Cables

Manufactured from battery cable that meets SAE J112 standards.



| PN | ga. | color | length | stud size |
|--------|-----|-------|--------|-----------|
| 309605 | 6 | black | 9" | 5/16" |
| 314605 | | | 14" | |

| PN | ga. | color | length | stud size |
|--------|-----|-------|--------|-----------|
| 309505 | 6 | red | 9" | 5/16" |
| 312505 | | | 12" | |
| 320505 | | | 20" | |

⚠ WARNING: Cancer and Reproductive Harm
www.P65Warnings.ca.gov.

Assembled Ground Straps

Manufactured with flat braided, tin-plated copper wire that is equivalent to a 4 gauge wire. Negative battery terminal and 3/8" lug are molded onto the strap for a complete cable. Lugs fit 5/16" studs.



| PN | type | ga. | length | stud size |
|--------|------------|-----|--------|-----------|
| 29405 | top post | 4 | 9" | 3/8" |
| 211405 | | | 11" | |
| 21445 | | | 14" | |
| 219405 | | | 19" | |
| 224405 | | | 24" | |
| 227405 | | | 27" | |
| 209200 | lug to lug | 2 | 9" | 3/8" |
| 211200 | | | 11" | |

| PN | type | ga. | length | stud size |
|--------|------------|-----|--------|-----------|
| 214200 | top post | 2 | 14" | 3/8" |
| 216200 | | | 16" | |
| 219200 | | | 19" | |
| 224200 | | | 24" | |
| 227200 | | | 27" | |
| 208100 | lug to lug | 4 | 8" | 3/8" |
| 212100 | | | 12" | |
| 219100 | | | 19" | |
| 224100 | | | 24" | |

⚠ WARNING: Cancer and Reproductive Harm
www.P65Warnings.ca.gov.

Bulk Ground Strap

Manufactured from copper material with a tinned coating for added corrosion resistance. The flexible, flat cable is designed to fit into tight places, and its durability allows for use in a multitude of grounding applications. 30 AWG stranding. ASTM B33 compliance.



| PN | gauge | length/spool | strap width | strap thickness | lbs per spool |
|---------|-------|--------------|-------------|-----------------|---------------|
| 50442 | 4 | 25' | 7/8" | 3/32" | 4 |
| 50401 | 4 | 100' | 7/8" | 3/32" | 16 |
| 5040140 | 4 | 500' | 7/8" | 3/32" | 95 |

All spool weights (lbs per spool) are approximate.

⚠ WARNING: Cancer and Reproductive Harm www.P65Warnings.ca.gov.

Power Cord Wire



Scan for pricing or go to www.delcity.net/catalogpricing

www.delcity.net
info@delcity.net



COLOR CODE

2 Conductor
black, white

3 Conductor
black, white, green

4 Conductor
black, white, green, red

Type SJOOW Power Cord


This power cord is UL recognized and CSA listed. Passes CSAFT2 flame test. Rated to 300V.

| PN | ga. | no. of wires | reel size | lbs per spool | nominal O.D. |
|------|-----|--------------|-----------|---------------|--------------|
| 2183 | 18 | 2 | 250' | 13 | .285" |
| 3183 | | 3 | | 16 | .310" |
| 4183 | | 4 | | 19 | .330" |
| 2163 | 16 | 2 | | 16 | .310" |
| 3163 | | 3 | | 18 | .330" |
| 4163 | | 4 | | 24 | .357" |

| PN | ga. | no. of wires | reel size | lbs per spool | nominal O.D. |
|--------|-----|--------------|-----------|---------------|--------------|
| 2143 | 14 | 2 | 250' | 19 | .340" |
| 3143 | | 3 | | 26 | .365" |
| 4143 | | 4 | | 30 | .395" |
| 3123DL | 12 | 3 | | 36 | .430" |
| 4123 | | 4 | | 46 | .470" |

All spool weights (lbs per spool) are approximate.

WARNING: Cancer and Reproductive Harm
www.P65Warnings.ca.gov



COLOR CODE

2 Conductor
black, white

3 Conductor
black, white, green

4 Conductor
black, white, green, red

Type SOOW Power Cord

This power cord is UL recognized and CSA listed. Passes CSAFT2 flame test. Rated to 600V.

| PN | ga. | no. of wires | reel size | lbs per spool | nominal O.D. |
|--------|-----|--------------|-----------|---------------|--------------|
| 3185 | 18 | 3 | 250' | 21 | .365" |
| 4185 | | 4 | | 24 | .390" |
| 2165 | 16 | 2 | | 21 | .370" |
| 3165DL | | 3 | | 25 | .390" |
| 4165 | | 4 | | 31 | .415" |

| PN | ga. | no. of wires | reel size | lbs per spool | nominal O.D. |
|--------|-----|--------------|-----------|---------------|--------------|
| 2145DL | 14 | 2 | 250' | 37 | .500" |
| 3145 | | 3 | | 43 | .525" |
| 4145 | | 4 | | 52 | .570" |
| 2125 | 12 | 2 | | 47 | .570" |
| 3125DL | | 3 | | 62 | .595" |
| 4125 | | 4 | | 71 | .645" |
| 3105 | 10 | 3 | 73 | .660" | |

All spool weights (lbs per spool) are approximate.

WARNING: Cancer and Reproductive Harm
www.P65Warnings.ca.gov



Single Wall Polyolefin Non-Adhesive 2:1 Heat Shrink-Red, Black, Clear Flexible

Meets all the requirements of military/specification MIL-1-23053/5 class 1 and class 3. UL component certified. Shrink temperature is 100°C (212°F) with an indefinite storage life. Operating temperature range is -55°C to 125°C (-67°F to 257°F) and up to 200°C (392°F) for a short time.

| color | | | length | pkg. qty. | nom. size | I.D. | I.D. after recovery | wall thickness after recovery nominal | | |
|----------|----------|----------|------------|-----------|-----------|--------|---------------------|---------------------------------------|-------|-------|
| red | black | clear | | | | | | | | |
| — | 91030505 | — | 1¼" | 100 | ¾" | .187" | .093" | .020" | | |
| — | 91032505 | — | | | ¼" | .250" | .125" | .025" | | |
| — | 91029505 | — | | | ⅜" | .375" | .187" | .025" | | |
| — | 91033505 | — | | | ½" | .500" | .250" | .025" | | |
| — | 96030005 | — | 6" | 10 | ¼" | .079" | .031" | .020" | | |
| — | 96031505 | — | | | ⅛" | .125" | .062" | .020" | | |
| — | 96030505 | — | | | ¾" | .187" | .093" | .020" | | |
| — | 96032505 | — | | | ¼" | .250" | .125" | .025" | | |
| — | 96029505 | — | | | ⅜" | .375" | .187" | .025" | | |
| — | 96033505 | — | | | ½" | .500" | .250" | .025" | | |
| — | 96034505 | — | | | ¾" | .750" | .375" | .035" | | |
| — | 96035505 | — | | | 1" | 1.000" | .500" | .039" | | |
| 98030001 | 98030005 | 98030003 | | | 4' stick | 1 | ¼" | .079" | .031" | .020" |
| 98031501 | 98031505 | 98031503 | | | | | ⅛" | .125" | .062" | .020" |
| 98030501 | 98030505 | 98030503 | ¾" | .187" | | | .093" | .020" | | |
| 98032501 | 98032505 | 98032503 | ¼" | .250" | | | .125" | .025" | | |
| 98029501 | 98029505 | 98029503 | ⅜" | .375" | | | .187" | .025" | | |
| 98033501 | 98033505 | 98033503 | ½" | .500" | | | .250" | .025" | | |
| 98034501 | 98034505 | 98034503 | ¾" | .750" | | | .375" | .035" | | |
| 98035501 | 98035505 | 98035503 | 1" | 1.000" | | | .500" | .039" | | |
| 98036501 | 98036505 | 98036503 | 1½" | 1.500" | .750" | .039" | | | | |
| — | 98050005 | — | 500' spool | — | ¼" | .062" | .031" | .020" | | |
| 98051501 | 98051505 | — | 500' spool | | ⅛" | .125" | .062" | .020" | | |
| 98050501 | 98050505 | — | 500' spool | | ¾" | .187" | .093" | .020" | | |
| 98052501 | 98052505 | — | 250' spool | | ¼" | .250" | .125" | .025" | | |
| 98059501 | 98059505 | — | 200' spool | | ⅜" | .375" | .187" | .025" | | |
| 98053501 | 98053505 | — | 150' spool | | ½" | .500" | .250" | .025" | | |
| 98054501 | 98054505 | — | 250' spool | | ¾" | .750" | .375" | .035" | | |
| 98055501 | 98055505 | — | 250' spool | | 1" | 1.000" | .500" | .039" | | |
| 98056501 | 98056505 | — | 125' spool | | 1½" | 1.500" | .750" | .039" | | |

⚠ WARNING: Cancer and Reproductive Harm www.P65Warnings.ca.gov.



Scan for pricing or go to www.delcity.net/catalogpricing

1.800.654.4757
f:1.800.431.1293

Adhesive Lined Heat Shrink



Scan for pricing or go to www.delcity.net/catalogpricing

www.delcity.net
info@delcity.net



Dual Wall 3:1 Heat Shrink - Adhesive-lined, Semi Rigid

Complies with the requirements of MIL-25053/4. Class 3 shrink temperature is 100°C (212°F). Operating temperature range is -45°C to 125°C (-49°F to 257°F). UL component certified.

| color | | length | pkg. qty | nom. size | I.D. | I.D. after recovery maximum | wall thickness after recovery nominal | | |
|----------|----------|--------------|----------|-----------|--------|-----------------------------|---------------------------------------|-------|-------|
| red | black | | | | | | | | |
| — | 91062005 | 1¼" | 100 | ⅜" | .1875" | .063" | .043" | | |
| — | 91062505 | | | ¼" | .250" | .078" | .047" | | |
| — | 91063005 | | | ⅜" | .375" | .118" | .053" | | |
| — | 91063505 | | | ½" | .500" | .157" | .055" | | |
| — | 96061505 | 6" | 10 | ⅛" | .125" | .032" | .038" | | |
| — | 96062005 | | | ⅜" | .375" | .118" | .053" | | |
| — | 96062505 | | | ¼" | .250" | .078" | .047" | | |
| — | 96063005 | | | ⅜" | .375" | .118" | .053" | | |
| — | 96063505 | | | ½" | .500" | .157" | .055" | | |
| — | 96064505 | | | ¾" | .750" | .315" | .065" | | |
| — | 96065505 | | | 1" | 1.000" | .400" | .075" | | |
| — | 96066505 | | | 1½" | 1.500" | .598" | .083" | | |
| 98061501 | 98061505 | | | 4' | 1 | ⅛" | .125" | .032" | .038" |
| 98062001 | 98062005 | | | | | ⅜" | .375" | .118" | .053" |
| 98062501 | 98062505 | ¼" | .250" | | | .078" | .047" | | |
| 98063001 | 98063005 | ⅜" | .375" | | | .118" | .053" | | |
| 98063501 | 98063505 | ½" | .500" | | | .157" | .055" | | |
| 98064501 | 98064505 | ¾" | .750" | | | .315" | .065" | | |
| 98065501 | 98065505 | 1" | 1.000" | | | .400" | .075" | | |
| 98066501 | 98066505 | 1½" | 1.500" | | | .598" | .083" | | |
| — | 98001505 | 1,000' spool | 1 | | | ⅛" | .125" | .036" | .900" |
| 98002501 | 98002505 | 500' spool | 1 | | | ¼" | .25" | .078" | 1.25" |
| 98003001 | 98003005 | 200' spool | 1 | ⅜" | .375" | .118" | 1.45" | | |
| 98003501 | 98003505 | 200' spool | 1 | ½" | .5" | .157" | 1.70" | | |
| 98004501 | 98004505 | 100' spool | 1 | ¾" | .75" | .315" | 1.95" | | |

⚠ WARNING: Cancer and Reproductive Harm www.P65Warnings.ca.gov.



Triple Wall 3:1 Heat Shrink - Adhesive-lined, Rigid (Extra Thick)

Triple wall adhesive-lined polyolefin heat shrink will deliver the ultimate protection for battery cables. When heat is applied it will bond permanently to your cable and give it a professional look and performance. Operating temperature: -55°C to 110°C (-67°F to 230°F) Shrink temperature: 120°C (248°F).

| color | | length | pkg. qty. | wire gauge | I.D. | I.D. after recovery maximum |
|--------|--------|--------|-----------|----------------|--------|-----------------------------|
| red | black | | | | | |
| 980695 | 980705 | 6" | 1 | 12 to 4 | .512" | .157" |
| 980715 | 980725 | | | 8 to 1 | .748" | .197" |
| 980735 | 980745 | | | 2 to 4/0 | 1.1" | .236" |
| 980755 | 980765 | | | 4/0 to 400 MCM | 1.575" | .472" |
| 980795 | 980805 | 4' | 1 | 12 to 4 | .512" | .157" |
| 980815 | 980825 | | | 8 to 1 | .748" | .197" |
| 980835 | 980845 | | | 2 to 4/0 | 1.1" | .236" |
| 980855 | 980865 | | | 4/0 to 400 MCM | 1.575" | .472" |

⚠ WARNING: Cancer and Reproductive Harm www.P65Warnings.ca.gov.

4:1 Heat Shrink - Adhesive-lined, Semi-Rigid

Designed for a wide variety of electrical applications. The high shrink ratio makes it possible to repair damaged cable jackets without removing connectors. Shrink temperature is 110°C (230°F). Operating temperature range is -40°C to 125°C (-40°F to 257°F).



| color | | length | pkg. qty. | nominal size | inside diameter as supplied minimum | inside diameter after recovery maximum | wall thickness after recovery nominal |
|----------|----------|--------|-----------|--------------|-------------------------------------|--|---------------------------------------|
| red | black | | | | | | |
| 98082500 | 98082505 | 4' | 1 | 1/4" | .250" | .059" | .057" |
| 98083000 | 98083005 | | | 5/16" | .313" | .079" | .061" |
| 98083500 | 98083505 | | | 1/2" | .500" | .118" | .081" |
| 98084500 | 98084505 | | | 3/4" | .750" | .197" | .079" |
| 98085500 | 98085505 | | | 5/8" | .945" | .236" | .102" |

⚠ WARNING: Cancer and Reproductive Harm www.P65Warnings.ca.gov.

Clear 3:1 Heat Shrink - Adhesive-lined, Semi Rigid

This 3:1 heat shrink complies with the requirements of MIL-25053/4. Initially cloudy; turns clear when heat is applied, and allows for easy viewing of connected area. Shrink temperature is 110°C (230°F). Operating temperature range is -45°C to 125°C (-49°F to 257°F).



| PN | length | nominal size | I.D. | I.D. after recovery | PN | length | nominal size | I.D. | I.D. after recovery |
|--------|--------|--------------|-------|---------------------|--------|--------|--------------|--------|---------------------|
| 980600 | 4' | 1/8" | .125" | .032" | 980640 | 4' | 1/2" | .500" | .157" |
| 980610 | | 3/16" | .188" | .055" | 980650 | | 3/4" | .750" | .315" |
| 980620 | | 1/4" | .250" | .078" | 980660 | | 1" | 1.000" | .400" |
| 980630 | | 3/8" | .354" | .118" | 980670 | | 1 1/2" | 1.500" | .568" |

⚠ WARNING: Cancer and Reproductive Harm www.P65Warnings.ca.gov.

Translucent Dual Wall 3:1 Heat Shrink - Adhesive-lined, Semi Rigid

Operating temperature: -55°C to 110°C (-67°F to 230°F) and shrink temperature: 135°C (275°F). UL listed and meets MIL-DTL-23053/4.




| PN | color | length | pkg. qty. | gauge size | I.D. | I.D. after recovery maximum | wall thickness after recovery nominal |
|----------|--------|--------|-----------|------------|-------|-----------------------------|---------------------------------------|
| 980405 | clear | 6" | 10 | 24-22 | .115" | .028" | .060" |
| 980415 | red | | | 20-18 | .215" | .045" | |
| 980425 | blue | | | 16-14 | .255" | .080" | |
| 980435 | yellow | | | 12-10 | .305" | .100" | |
| 98040548 | clear | 4' | 1 | 24-22 | .115" | .028" | |
| 98041548 | red | | | 20-18 | .215" | .045" | |
| 98042548 | blue | | | 16-14 | .255" | .080" | |
| 98043548 | yellow | | | 12-10 | .305" | .100" | |

⚠ WARNING: Cancer and Reproductive Harm www.P65Warnings.ca.gov.

Dual Wall 4:1 Heat Shrink - Adhesive-lined, Rigid

Each piece is marked with a dash-colored line coded to the inside diameter size. Rated to -55°C to 110°C (-67°F to 230°F).



| PN | color | length | pkg. qty. | gauge size | I.D. | I.D. after recovery maximum | wall thickness after recovery nominal |
|--------|-----------|--------|-----------|------------|-------|-----------------------------|---------------------------------------|
| 985400 | clr/white | 6" | 10 | 24-12 | .220" | .045" | .060" |
| 985403 | clr/red | | | 22-10 | .300" | .060" | .061" |
| 985405 | clr/blue | | | 16-8 | .350" | .080" | .060" |
| 985410 | clr/yell | | | 14-4 | .450" | .018" | .090" |
| 985415 | clr/org | | | 8-2/0 | .700" | .105" | .110" |

⚠ WARNING: Cancer and Reproductive Harm www.P65Warnings.ca.gov.

Clear-View™ Dual Wall 2.5:1 Heat Shrink - Adhesive-lined, Semi Rigid

Specifications include: 4,000 psi tensile strength, FMVSS302 flammability testing and dielectric strength of 750 V/Mil (30KV/MM). Operating temperature of -55°C to 125°C (-67°F to 257°F) and recovery temperature of 90°C (194°F).



| PN | color | length | pkg. qty. | gauge size | I.D. as supplied minimum | I.D. after recovery maximum |
|--------|-------|--------|-----------|------------|--------------------------|-----------------------------|
| 984115 | clear | 6" | 10 | 24-18 | .176" | .045" |
| 984125 | | | | 16-14 | .250" | .080" |
| 984135 | | | | 12-10 | .365" | .100" |

⚠ WARNING: Cancer and Reproductive Harm www.P65Warnings.ca.gov.



Scan for pricing or go to www.delcity.net/catalogpricing

1.800.654.4757
f:1.800.431.1293

Specialty Heat Shrink



Scan for pricing or go to www.delcity.net/catalogpricing

www.delcity.net
info@delcity.net



Shielded Heat Shrink Tubing

Shielding heat shrink is a 2:1 shrinking tube with two layers. The outside is a common polyolefin layer, and the inside contains a conductive cloth with high frequency EMI shielding properties. Tubing is flame retardant and fluid resistant, making it an ideal protective solution for wire and cables. Shrink temp is 194°F (90°C). Operating Temp: 275°F to -67°F (135°C to -55°C).

| PN | color | length | pkg. qty. | nominal size | inside diameter as supplied | inside diameter after recovery |
|--------|-------|--------|-----------|--------------|-----------------------------|--------------------------------|
| 981019 | black | 4' | 2 | 3/16" | .1875" | .0945" |
| 981025 | | | | 1/4" | .2500" | .1260" |
| 981038 | | | | 3/8" | .3750" | .1890" |
| 981050 | | | | 1/2" | .5000" | .2520" |
| 981075 | | | | 3/4" | .7500" | .3740" |
| 981100 | | | | 1" | 1.000" | .5000" |
| 981150 | | | | 1 1/2" | 1.500" | .7520" |

⚠ WARNING: Cancer and Reproductive Harm www.P65Warnings.ca.gov.



Diesel Resistant 2:1 Heat Shrink

Resistant to diesel fuels, aviation fuels, hydraulic fluids, and lubrication oils. Protect wires, solder joints, terminals, connections, or any components from the most industrial fuels. Shrink Temperature: 302°F (150°C). Operating Temperature: -103°F to 248°F (-75°C to 120°C).

| PN | color | spool length | nominal size | I.D. | I.D. after recovery maximum |
|--------|-------|--------------|--------------|--------|-----------------------------|
| 982013 | black | 25' | 1/8" | .1260" | .0630" |
| 982019 | | | 3/16" | .1890" | .0945" |
| 982025 | | | 1/4" | .2520" | .1260" |
| 982038 | | | 3/8" | .3780" | .1890" |
| 982050 | | | 1/2" | .5040" | .2520" |
| 982075 | | | 3/4" | .7600" | .3740" |
| 982100 | | | 1" | 1.000" | .5000" |
| 982125 | | | 1 1/4" | 1.252" | .6260" |
| 982150 | | | 1 1/2" | 1.504" | .7520" |

⚠ WARNING: Cancer and Reproductive Harm www.P65Warnings.ca.gov.



Kynar® Semi-Rigid 2:1 Heat Shrink

This is semi-rigid heat shrink flame-retardant, tough, and abrasion resistant. Shrink Temperature: 374°F (175°C). Operating Temperature: -67°F to 347°F (-55°C to 175°C).

| PN | color | length | pkg. qty. | nominal size | I.D. | I.D. after recovery |
|--------|-------|--------|-----------|--------------|--------|---------------------|
| 986005 | black | 4' | 25 | 3/64" | .0472" | .0236" |
| 986006 | | | | 1/16" | .0630" | .0315" |
| 986009 | | | | 3/32" | .0945" | .0472" |
| 986013 | | | | 1/8" | .1260" | .0630" |
| 986019 | | | | 3/16" | .1890" | .0945" |
| 986025 | | | | 1/4" | .2520" | .1260" |
| 986038 | | | | 3/8" | .3740" | .1850" |
| 986050 | | | | 1/2" | .5000" | .2520" |
| 986075 | | | | 3/4" | .7520" | .3740" |
| 986100 | | | | 1" | 1.008" | .5000" |

⚠ WARNING: Cancer and Reproductive Harm www.P65Warnings.ca.gov.



Viton® Flexible 2:1 Heat Shrink

Resistant to highly corrosive acids, fluids, fuels, & solvents. Cuts cleanly with a scissors. Shrink Temperature: 248°F (120°C). Operating Temperature: -67°F to 392°F (-55°C to 200°C).

| PN | color | spool length | nominal size | I.D. | I.D. after recovery |
|--------|-------|--------------|--------------|--------|---------------------|
| 983013 | black | 25' | 1/8" | .1260" | .0630" |
| 983019 | | | 3/16" | .1890" | .0945" |
| 983025 | | | 1/4" | .2520" | .1260" |
| 983038 | | | 3/8" | .3740" | .1850" |
| 983050 | | | 1/2" | .5000" | .2520" |
| 983063 | | | 5/8" | .6300" | .3150" |
| 983075 | | | 3/4" | .7520" | .3740" |
| 983088 | | | 7/8" | .8820" | .4331" |
| 983100 | | | 1" | 1.000" | .5000" |
| 983125 | | | 1 1/4" | 1.250" | .6181" |
| 983150 | | | 1 1/2" | 1.500" | .7520" |
| 983200 | | | 2" | 2.000" | 1.000" |

⚠ WARNING: Cancer and Reproductive Harm www.P65Warnings.ca.gov.



Material Specifications

Material
Polyethylene

Standard Color
Black

Operating Range
-40°C to 93°C
(-40°F to 200°F)

Split Loom (High Rise Ridge)

Convuluted split loom is one of the most popular conduits for holding groups of wires in position and protecting them against abrasion or crushing. All split loom marked with an asterisk (*) can be shipped LTL FREIGHT ONLY. Temperature range: -40°C to 93°C (-40°F to 200°F). RoHS

| PN | size I.D. | foot per box | lbs per box |
|-------|-----------|--------------|-------------|
| 782 | 1/8" | 150' | 2 |
| 1782 | | 300' | 4 |
| 1822 | | 20,000' | 126 |
| 783 | 1/4" | 100' | 3 |
| 1783 | | 250' | 6 |
| 1923 | | 3,200' | 27 |
| 1823* | | 25,000' | 168 |
| 784 | 3/8" | 100' | 3 |
| 1784 | | 250' | 8 |
| 1924 | | 1,900' | 29 |
| 1824* | | 15,000' | 161 |
| 785 | 7/16" | 100' | 2 |
| 1785 | | 250' | 6 |
| 1925 | | 1,500' | 25 |
| 786 | 1/2" | 100' | 4 |
| 1786 | | 250' | 8 |
| 1926 | | 1,100' | 29 |
| 1826* | | 8,500' | 187 |
| 788 | 5/8" | 100' | 4 |
| 1788 | | 250' | 10 |

| PN | size I.D. | foot per box | lbs per box |
|-------|-----------|--------------|-------------|
| 1928 | 5/8" | 800' | 27 |
| 1828* | | 5,500' | 154 |
| 789 | 3/4" | 50' | 3 |
| 1789 | | 150' | 9 |
| 1929 | | 550' | 23 |
| 1829* | 7/8" | 4,200' | 155 |
| 1791 | | 75' | 6 |
| 1931 | 1" | 400' | 25 |
| 1790 | | 75' | 8 |
| 1930 | 1 1/8" | 300' | 22 |
| 1830* | | 2,250' | 146 |
| 1933 | 1 1/4" | 250' | 25 |
| 1932 | | 250' | 24 |
| 1831* | 1 1/2" | 1,800' | 148 |
| 1934 | | 150' | 12 |
| 1833* | 2" | 1,000' | 122 |
| 1936 | | 100' | 8 |
| 1836* | 2 1/2" | 800' | 141 |
| 1838* | | 500' | 131 |

WARNING: Cancer and Reproductive Harm www.P65Warnings.ca.gov.



Material Specifications

Material
High Temperature Heat Stabilized Nylon

Standard Color
Black with Gray Stripe

Operating Range
-40°C to 149°C
(-40°F to 300°F)

High-temperature Split Loom (High Rise Ridge)

High-temperature loom is distinctly marked with a gray stripe running the entire length. Temperature range: -40°C to 149°C (-40°F to 300°F). All convuluted loom marked by an asterisk (*) can be shipped LTL FREIGHT ONLY. RoHS

| PN | size I.D. | foot per box | lbs per box |
|-------|-----------|--------------|-------------|
| 773 | 1/4" | 100' | 2 |
| 1773 | | 250' | 6 |
| 1903 | | 3,200' | 29 |
| 1803* | 3/8" | 28,000' | 178 |
| 774 | | 100' | 3 |
| 1774 | | 250' | 8 |
| 1904 | | 1,900' | 27 |
| 1804* | 7/16" | 15,000' | 168 |
| 775 | | 100' | 2 |
| 1775 | | 250' | 6 |
| 1905 | 1/2" | 1,500' | 25 |
| 776 | | 100' | 4 |
| 1776 | | 250' | 8 |
| 1906 | | 1,100' | 27 |
| 1806* | 5/8" | 8,500' | 188 |
| 778 | | 100' | 4 |

| PN | size I.D. | foot per box | lbs per box |
|-------|-----------|--------------|-------------|
| 1778 | 5/8" | 250' | 10 |
| 1908 | | 800' | 21 |
| 1808* | | 5,500' | 166 |
| 779 | 3/4" | 50' | 3 |
| 1779 | | 150' | 9 |
| 1909 | | 550' | 28 |
| 1809* | | 4,200' | 155 |
| 1781 | 7/8" | 75' | 6 |
| 1911 | | 400' | 25 |
| 1780 | 1" | 75' | 3.5 |
| 1910 | | 300' | 8 |
| 1810* | | 2,250' | 142 |
| 1912 | 1 1/8" | 250' | 25 |
| 1901 | 1 1/4" | 250' | 25 |
| 1902 | 1 1/2" | 150' | 25 |

WARNING: Cancer and Reproductive Harm www.P65Warnings.ca.gov.

Loom Insertion Tool

Perfect for repetitive applications.

| PN | I.D. size |
|--------|--------------|
| 909900 | 1/4" - 7/16" |
| 909905 | 1/2" - 5/8" |
| 909910 | 3/4" - 7/8" |

| PN | I.D. size |
|--------|-------------------|
| 909915 | 1" - 1 1/4" |
| 909920 | kit 1/4" - 1 1/4" |

WARNING: Cancer and Reproductive Harm www.P65Warnings.ca.gov.



Packaging Options




700 Part Number Series
100-75-50 Ft. Box
3.5" x 20" x 19.5"
can be shipped UPS



1700 Part Number Series
250-150-75 Ft. Box
8" x 25" x 24"
can be shipped UPS



1900 Part Number Series
Prepackaged Box
21" x 21" x 23"
can be shipped UPS
(UPS dimensional up-charge applies)



1800 Part Number Series
Gaylord Box
shipped LTL Freight Only



Scan for pricing or go to www.delcity.net/catalogpricing

1.800.654.4757
f:1.800.431.1293



Scan for pricing or go to www.delcity.net/catalogpricing

www.delcity.net
info@delcity.net



Material Specifications

Material
Flame Retardant Polypropylene

Standard Color
Black with Blue Stripe

Operating Range
-40°C to 135°C
(-40°F to 275°F)

Flame Retardant Split Loom (High Rise Ridge)

Meets UL94V-2 rating for flame retardance. Polypropylene loom is marked with a blue stripe running the entire length. Temperature range: -40°C to 135°C (-40°F to 275°F). All convoluted loom marked by an asterisk (*) can be shipped LTL FREIGHT ONLY. RoHS.

| PN | size I.D. | foot per box | lbs per box | PN | size I.D. | foot per box | lbs per box |
|-------|-----------|--------------|-------------|-------|-----------|--------------|-------------|
| 763 | 1/4" | 100' | 3 | 768 | 5/8" | 100' | 4 |
| 1763 | | 250' | 6 | 1768 | | 250' | 10 |
| 1913 | | 3,200' | 29 | 1918 | | 750' | 20 |
| 1813* | | 25,000' | 170 | 1818* | | 5,500' | 168 |
| 764 | 3/8" | 100' | 3 | 769 | 3/4" | 50' | 3 |
| 1764 | | 250' | 8 | 1769 | | 150' | 9 |
| 1914 | | 1,800' | 25 | 1919 | | 500' | 28 |
| 1814* | | 15,000' | 168 | 1819* | | 4,200' | 150 |
| 765 | 7/16" | 100' | 2 | 1771 | 7/8" | 75' | 6 |
| 1765 | | 250' | 6 | 1921 | | 400' | 25 |
| 1915 | | 1,400' | 25 | 1770 | | 75' | 4 |
| 766 | 1/2" | 100' | 4 | 1920 | 1" | 300' | 8 |
| 1766 | | 250' | 8 | 1820* | | 2,250' | 142 |
| 1916 | | 1,100' | 27 | 1922 | | 1/4" | 200' |
| 1816* | | 8,000' | 187 | | | | |

WARNING: Cancer and Reproductive Harm www.P65Warnings.ca.gov.



Material Specifications

Material
High Temperature Heat Stabilized Nylon with UV Inhibitor

Standard Color
Black with Orange Stripe

Operating Range
-40° to 149° C
(-40° to 300° F)

UV Resistant High-temperature Split Loom (High Rise Ridge)

UV resistant high-temp split loom is a high-temperature sleeving with added UV stabilizer that protects wires and cables against abrasion or crushing, and has a heat resistance range up to 149°C (300°F). UV Resistant High-Temperature Split Loom is distinctly marked with an orange stripe running the entire length. Temperature Range: -40°C to 149°C (-40°F to 300°F). RoHS.

| PN | I.D. | foot per box | lbs per box | PN | I.D. | foot per box | lbs per box | |
|------|------|--------------|-------------|------|--------|--------------|-------------|----|
| 743 | 1/4" | 100' | 2 | 749 | 3/4" | 50' | 3 | |
| 1743 | | 250' | 6 | 1749 | | 150' | 9 | |
| 1943 | | 3,200' | 29 | 1949 | | 500' | 28 | |
| 744 | 3/8" | 100' | 3 | 1750 | 1" | 75' | 3.5 | |
| 1744 | | 250' | 8 | 1950 | | 300' | 8 | |
| 1944 | | 1,900' | 27 | 1960 | | 1/8" | 250' | 25 |
| 746 | 1/2" | 100' | 4 | 1952 | 1 1/4" | 250' | 19 | |
| 1746 | | 250' | 8 | 1953 | | 1 1/2" | 150' | 25 |
| 1946 | | 1,100' | 27 | 1954 | | 2" | 100' | 25 |
| 748 | 5/8" | 100' | 4 | | | | | |
| 1748 | | 250' | 10 | | | | | |
| 1948 | | 800' | 21 | | | | | |

WARNING: Cancer and Reproductive Harm www.P65Warnings.ca.gov.



Material Specifications

Material
Polyethylene

Standard Color
Red

Operating Range
-40°C to 93°C
(-40°F to 200°F)

Red Split Loom

Red Split loom tubing is standard wire split loom and is commonly used for organizing and protecting wire runs.

| PN | size I.D. | foot per box | lbs per box | PN | size I.D. | foot per box | lbs per box |
|------|-----------|--------------|-------------|------|-----------|--------------|-------------|
| 755 | 1/4" | 100' | 1 | 759 | 5/8" | 100' | 2 |
| 1715 | | 250' | 5 | 1719 | | 250' | 9 |
| 1973 | | 3,200' | 29 | 1978 | | 800' | 21 |
| 756 | 3/8" | 100' | 1 | 760 | 3/4" | 50' | 1.5 |
| 1716 | | 250' | 6 | 1720 | | 150' | 8 |
| 1974 | | 1,900' | 25 | 1979 | | 550' | 20 |
| 758 | 1/2" | 100' | 2 | 1723 | 1" | 75' | 8 |
| 1718 | | 250' | 7 | 1980 | | 300' | 17 |
| 1976 | | 1,100' | 21 | | | | |

WARNING: Cancer and Reproductive Harm www.P65Warnings.ca.gov.

Packaging Options




700 Part Number Series
100-75-50 Ft. Box
3.5" x 20" x 19.5"
can be shipped UPS



1700 Part Number Series
250-150-75 Ft. Box
8" x 25" x 24"
can be shipped UPS



1900 Part Number Series
Prepackaged Box
21" x 21" x 23"
can be shipped UPS
(UPS dimensional up-charge applies)



1800 Part Number Series
Gaylord Box
shipped LTL Freight Only

Use With
loom clamps
PAGE 64





Split Loom Dispenser Boxes

Dispenser boxes are made with an inner reel so your split loom can be easily and quickly pulled out without tangling. Boxes can be easily transported and stored, and are perfect for a shop. Split loom is a high temperature nylon material. Temperature Range: -40°F to 300°F.

| PN | I.D. | foot per box | approx lbs per box |
|-----|------|--------------|--------------------|
| 573 | ¼" | 100' | 2.6 |
| 574 | ⅜" | | 2.8 |
| 576 | ½" | | 3.7 |

| PN | I.D. | foot per box | approx lbs per box |
|-----|------|--------------|--------------------|
| 579 | ¾" | 100' | 5.8 |
| 580 | 1" | 50' | 5.1 |

⚠ WARNING: Cancer and Reproductive Harm
www.P65Warnings.ca.gov.



Scan for pricing or go to
www.delcity.net/
catalogpricing

1.800.654.4757
f:1.800.431.1293



Slotted Nylon Loom

Slotted loom features four slits that run equally spaced out along the tubing at its 12, 3, 6, and 9 o'clock position. The slots along the loom allow for drainage of a harness. Ideal for environments that face exposure to water, rain, salt & slush, or even automotive fluids. Used for specific applications such as agricultural equipment, ATVs, cement trucks, motorcycles, snow mobiles, boats, and jet skis. Temperature Range: -40°C to 125°C (-40°F to 257°F).

| PN | I.D. | foot per box | approx lbs per box |
|------|------|--------------|--------------------|
| 1762 | ¾" | 250' | 8 |
| 1962 | | 1,100' | 29 |
| 761 | | 50' | 3 |
| 1761 | ¾" | 150' | 9 |
| 1964 | | 550' | 23 |

| PN | I.D. | foot per box | approx lbs per box |
|------|------|--------------|--------------------|
| 1767 | 1" | 75' | 8 |
| 1965 | | 300' | 22 |
| 1968 | 1 ½" | 150' | 12 |

⚠ WARNING: Cancer and Reproductive Harm
www.P65Warnings.ca.gov.



Non-Split Loom (High Rise Ridge)

Convuluted non-split loom is popular for holding groups of wires in position and protecting them against abrasion or crushing. Temperature range: -40°C to 93°C (-40°F to 200°F). RoHS.

| PN | I.D. | foot per box | approx lbs per box |
|--------|------|--------------|--------------------|
| 782US | ⅝" | 150' | 2 |
| 1782US | | 250' | 4 |
| 1822US | | 20,000' | 126 |
| 783US | ¼" | 100' | 3 |
| 1783US | | 250' | 6 |
| 1923US | | 2,500' | 27 |
| 784US | ⅜" | 100' | 3 |
| 1784US | | 250' | 8 |
| 1924US | | 1,500' | 29 |
| 786US | ½" | 100' | 4 |
| 1786US | | 250' | 8 |
| 1926US | | 1,000' | 29 |

| PN | I.D. | foot per box | approx lbs per box |
|--------|------|--------------|--------------------|
| 788US | ⅝" | 100' | 4 |
| 1788US | | 250' | 10 |
| 1928US | | 700' | 27 |
| 789US | ¾" | 50' | 3 |
| 1789US | | 150' | 9 |
| 1929US | | 450' | 23 |
| 1790US | 1" | 75' | 8 |
| 1930US | | 250' | 22 |
| 1932US | 1 ¼" | 200' | 24 |
| 1934US | 1 ½" | 100' | 12 |
| 1936US | 2" | 100' | 8 |

⚠ WARNING: Cancer and Reproductive Harm www.P65Warnings.ca.gov.

Material Specifications

Material
Polyethylene

Standard Color
Black

Operating Range
-40° to 93° C
(-40° to 200° F)



High-temperature Non-Split Loom (High Rise Ridge)

High-temperature non-split loom is distinctly marked with a gray stripe running the entire length. Temperature range: -40°C to 149°C (-40°F to 300°F). RoHS

| PN | I.D. | foot per box | approx lbs per box |
|--------|------|--------------|--------------------|
| 773US | ¼" | 100' | 2 |
| 1773US | | 250' | 6 |
| 1903US | | 2,500' | 29 |
| 774US | ⅜" | 100' | 3 |
| 1774US | | 250' | 8 |
| 1904US | | 1,500' | 27 |
| 776US | ½" | 100' | 4 |
| 1776US | | 250' | 8 |
| 1906US | | 1,000' | 27 |

| PN | I.D. | foot per box | approx lbs per box |
|--------|------|--------------|--------------------|
| 778US | ⅝" | 100' | 4 |
| 1778US | | 250' | 10 |
| 1908US | | 700' | 21 |
| 779US | ¾" | 50' | 3 |
| 1779US | | 150' | 9 |
| 1909US | | 450' | 28 |
| 1780US | 1" | 75' | 6 |
| 1910US | | 250' | 25 |
| 1901US | 1 ¼" | 200' | 25 |
| 1902US | 1 ½" | 100' | 25 |

⚠ WARNING: Cancer and Reproductive Harm
www.P65Warnings.ca.gov.

Material Specifications

Material
High Temperature
Heat Stabilized Nylon

Standard Color
Black with Gray Stripe

Operating Range
-40° to 149° C
(-40° to 300° F)

Specialty Loom



Scan for pricing or go to www.delcity.net/catalogpricing

www.delcity.net
info@delcity.net



Spiral-Cut Loom

A spiral-cut in this loom allows wires to stay in place or be pulled out if needed. It is made of low density polyethylene. Temperature rating: -35°C to 73°C (-30°F to 165°F).

| PN | size O.D. | color | foot per box | lbs per box |
|--------|-----------|---------|--------------|-------------|
| 722DL* | 1/4" | natural | 100' | 2 |
| 1722 | 1/4" | | 1,000' | 12 |
| 726* | 1/2" | | 100' | 4 |
| 1726 | 1/2" | | 500' | 18 |

* items shipped on spool

⚠ WARNING: Cancer and Reproductive Harm www.P65Warnings.ca.gov.

| PN | size O.D. | color | foot per box | lbs per box |
|------|-----------|-------|--------------|-------------|
| 622* | 1/4" | black | 100' | 2 |
| 1622 | 1/4" | | 1,000' | 12 |
| 626* | 1/2" | | 100' | 4 |
| 1626 | 1/2" | | 500' | 18 |
| 628* | 3/4" | | 50' | 8 |
| 1628 | 3/4" | | 500' | 14 |



Woven Cotton, Asphalt Coated Fabric Loom

Asphalt coated and constructed of a twisted paper and cotton-polyester blend weave. Temperature rating: 135°C (275°F). SAE J-562A Ford ESBM3L38A, Chrysler MS542, GM 675, 676, 677, 678M, HHT791A, B, C.

| PN | size I.D. | foot per box | lbs per box |
|-------|-----------|--------------|-------------|
| 701DL | 3/16" | 100' | 2 |
| 1701* | | 2,500' | 31 |
| 702DL | 1/4" | 100' | 2.5 |
| 1702* | | 2,000' | 33 |
| 703DL | 5/16" | 100' | 3 |
| 1703* | | 2,000' | 44 |
| 704DL | 3/8" | 100' | 4.5 |
| 1704* | | 1,000' | 31 |
| 705DL | 7/16" | 100' | 4.5 |
| 1705* | | 1,000' | 35 |

* bulk packaging will contain multiple splices.

| PN | size I.D. | foot per box | lbs per box |
|-------|-----------|--------------|-------------|
| 706DL | 1/2" | 100' | 5.5 |
| 1706* | | 1,000' | 40 |
| 707DL | 9/16" | 100' | 6 |
| 1707* | | 500' | 39 |
| 708DL | 5/8" | 100' | 7 |
| 1708* | | 500' | 31 |
| 709DL | 3/4" | 100' | 9 |
| 1709* | | 250' | 39 |
| 710DL | 7/8" | 100' | 12 |
| 1710* | | 250' | 27 |

⚠ WARNING: Cancer and Reproductive Harm www.P65Warnings.ca.gov.

Expandable Sleeving



Expandable PET Sleeving

This polyethylene terephthalate sleeving (PET) is an ideal cover for outboard motor cables, marine hoses, trailer chains and harness assemblies. To cut, use a professional heat tool (#990070). The I.D. size is measured at a relaxed state; it expands to 2 times its original size. Manufactured to meet UL, CSA, ABYC and FMVSS 302 requirements. Operating temperature: -70°C to 125°C (-94°F to 257°F). UV Protection. RoHS.

| PN | size I.D. | foot per box | lbs per box |
|------|-----------|--------------|-------------|
| 841 | 1/8" | 200' | 1 |
| 1841 | | 1,000' | 4 |
| 842 | 1/4" | 200' | 1 |
| 1842 | | 1,000' | 3 |
| 843 | 3/8" | 100' | 1 |
| 1843 | | 500' | 3 |
| 844 | 1/2" | 100' | 1 |
| 1844 | | 500' | 4 |
| 849 | 5/8" | 100' | 2 |
| 1849 | | 500' | 6 |

| PN | size I.D. | foot per box | lbs per box |
|------|-----------|--------------|-------------|
| 845 | 3/4" | 75' | 2 |
| 1845 | | 250' | 3 |
| 850 | 1" | 65' | 2 |
| 1850 | | 125' | 5 |
| 846 | 1 1/4" | 50' | 1 |
| 1846 | | 250' | 4 |
| 847 | 1 1/2" | 50' | 1 |
| 1847 | | 200' | 5 |
| 848 | 1 3/4" | 50' | 2 |
| 1848 | | 200' | 6 |

⚠ WARNING: Cancer and Reproductive Harm www.P65Warnings.ca.gov.



Flexo Tight Weave Expandable Sleeving

Flexo Tight Weave (PTT) from Techflex is made of polyethylene terephthalate and designed for applications that call for high abrasion resistance. The tight braiding provides better coverage, wear prevention, and protection of the harness. Meets ABYC, FAR-25, UL, CSA and RoHS requirements. Temperature Range: -94°F to 257°F (-70°C to 125°C).

| PN | I.D. | foot per box | approx lbs per box |
|-------|-------|--------------|--------------------|
| 32100 | 1/8" | 225' | 0.65 |
| 32101 | 1/4" | 200' | 0.72 |
| 32102 | 5/16" | | 1.16 |
| 32103 | 1/2" | 100' | 0.84 |
| 32104 | 3/4" | 75' | 0.83 |
| 32105 | 1" | 65' | 0.8 |

| PN | I.D. | foot per box | approx lbs per box |
|-------|--------|--------------|--------------------|
| 32106 | 1 1/4" | 50' | 0.65 |
| 32107 | 1 1/2" | 40' | 0.78 |
| 32108 | 1 3/4" | 30' | 0.78 |
| 32109 | 2" | 50' | 1.72 |
| 32110 | 2 1/2" | | 1.8 |

WARNING: Cancer and Reproductive Harm www.P65Warnings.ca.gov.



Scan for pricing or go to www.delcity.net/catalogpricing

1.800.654.4757
f:1.800.431.1293



Clean Cut Expandable Sleeving

The fray-resistant properties allow frequent expansion at the cut-end without unraveling. Increased braid density for fuller coverage. Cut and abrasion resistant. UV Protection. Operating temperature: -70°C to 125°C (-94°F to 257°F). UL, CSA, ABYC, RoHS approved.

| PN | size I.D. | foot per box | lbs per box |
|-------|-----------|--------------|-------------|
| 30841 | 1/8" | 100' | 1.40 |
| 30842 | 1/4" | 100' | 0.81 |
| 31842 | | 1,000' | 5.10 |
| 30843 | 3/8" | 100' | 1.09 |
| 31843 | | 500' | 4.44 |
| 30844 | 1/2" | 100' | 1.17 |

| PN | size I.D. | foot per box | lbs per box |
|-------|-----------|--------------|-------------|
| 31844 | 1/2" | 500' | 4.60 |
| 30845 | 3/4" | 75' | 1.18 |
| 30850 | 1" | 50' | 0.97 |
| 30846 | 1 1/4" | 50' | 1.13 |
| 30847 | 1 1/2" | 50' | 1.28 |

WARNING: Cancer and Reproductive Harm www.P65Warnings.ca.gov.




Flame Retardant Expandable Sleeving

Black with white tracer strands running through for easy identification. Cut and abrasion resistant. Expands up to 150%. Use the expandable tubing hot knife (item #990070) to cut wire loom. Made in the USA. Operating temperature: -70°C to 125°C (-94°F to 257°F). UV protection. Meets UL VW-1, FMVSS 302, MIL-202, CSA, RoHS and ABYC standards.

| PN | size I.D. | foot per box | lbs per box |
|-------|-----------|--------------|-------------|
| 20841 | 1/8" | 225' | 0.35 |
| 20842 | 1/4" | 200' | 0.83 |
| 21842 | | 1,000' | 2.40 |
| 20843 | 3/8" | 125' | 1.06 |
| 21843 | | 500' | 3.35 |
| 20844 | 1/2" | 100' | 1.07 |

| PN | size I.D. | foot per box | lbs per box |
|-------|-----------|--------------|-------------|
| 21844 | 1/2" | 500' | 4.10 |
| 20845 | 3/4" | 75' | 1.00 |
| 20850 | 1" | 65' | 1.22 |
| 20846 | 1 1/4" | 50' | 1.15 |
| 20847 | 1 1/2" | 40' | 1.13 |

WARNING: Cancer and Reproductive Harm www.P65Warnings.ca.gov.



Flexo Over Expanded Sleeving

Extra Expandable Sleeving expands up to 200% of its size, and cuts easily with a scissors or a hot knife. It is typically used as a fast and easy solution for automotive & marine wiring. It is cut and abrasion resistant, halogen free, long lasting and economical. Manufactured to meet CSA, RoHS, UL, FMVSS 302 and FAR-25 requirements. Temperature Range: -94°F to 257°F (-70°C to 125°C).

| PN | I.D. | foot per box | approx lbs per box |
|-------|------|--------------|--------------------|
| 32842 | 1/4" | 200' | 0.48 |
| 32843 | 3/8" | 125' | 0.65 |

| PN | I.D. | foot per box | approx lbs per box |
|-------|------|--------------|--------------------|
| 32844 | 1/2" | 100' | 0.63 |
| 32845 | 3/4" | 125' | 1.3 |

WARNING: Cancer and Reproductive Harm www.P65Warnings.ca.gov.



Flexo Heavy Wall Expandable Sleeving

The sleeving features 50% thicker filaments and provides high abrasion resistance (950 Cycles). Resists gasoline, solvents, salt water, UV, and engine chemicals. To cut, use a professional heat tool (#990070). Temperature Range: -70°C to 125°C (-94°F to 257°F). Manufactured to meet UL, CSA, ABYC and RoHS requirements.

| PN | size I.D. | foot per box | lbs per box |
|-------|-----------|--------------|-------------|
| 1500 | 3/8" | 100' | 1 |
| 11500 | | 500' | 4 |
| 1501 | 5/8" | 75' | 1 |
| 11501 | | 250' | 3 |
| 1502 | 1" | 50' | 1 |
| 11502 | | 250' | 4 |

| PN | size I.D. | foot per box | lbs per box |
|-------|-----------|--------------|-------------|
| 1503 | 1 1/2" | 50' | 1.5 |
| 11503 | | 250' | 6.5 |
| 1504 | 2" | 50' | 2 |
| 11504 | | 200' | 7 |
| 1505 | 3" | 50' | 2 |
| 1506 | 4" | 50' | 2 |

WARNING: Cancer and Reproductive Harm www.P65Warnings.ca.gov.



Flexo Super Duty Expandable Sleeving

Heavy-duty and flexible, this sleeving has **very high abrasion resistance (2,500 Cycles)**. Resists gasoline, solvents, salt water, UV, and engine chemicals. To cut, use a professional heat tool (#990070). Temperature Range: -45°C to 150°C (-49°F to 302°F). RoHS.

| PN | size I.D. | foot per box | lbs per box |
|------|-----------|--------------|-------------|
| 1510 | ¼" | 100' | 1 |
| 1511 | ½" | 100' | 2 |
| 1512 | ¾" | 50' | 1.5 |
| 1513 | 1" | 50' | 1.5 |

| PN | size I.D. | foot per box | lbs per box |
|------|-----------|--------------|-------------|
| 1514 | 1¼" | 50' | 1.5 |
| 1515 | 1¾" | 25' | 1 |
| 1516 | 2¼" | 25' | 1.5 |

WARNING: Cancer and Reproductive Harm www.P65Warnings.ca.gov



Scan for pricing or go to www.delcity.net/catalogpricing

www.delcity.net
info@delcity.net



Gorilla Sleeve Expandable Sleeving

Provides **extremely high abrasion resistance (4,400 Cycles)**. Resists gasoline, salt water, UV, and engine chemicals. To cut, use a professional heat tool (#990070). Temperature Range: -60°C to 150°C (-76°F to 302°F). RoHS.

| PN | size I.D. | foot per box | lbs per box |
|------|-----------|--------------|-------------|
| 1530 | ⅜" | 100' | 1 |
| 1531 | ½" | 100' | 1.5 |
| 1532 | ¾" | 50' | 1 |
| 1533 | 1" | 50' | 1 |
| 1534 | 1¼" | 50' | 1.5 |

| PN | size I.D. | foot per box | lbs per box |
|------|-----------|--------------|-------------|
| 1535 | 1½" | 25' | 1 |
| 1536 | 1¾" | 25' | 1 |
| 1537 | 2" | 25' | 1 |
| 1538 | 3" | 25' | 2 |

WARNING: Cancer and Reproductive Harm www.P65Warnings.ca.gov

Colored Expandable PET Sleeving


Offers the same high-quality construction of black expandable sleeving, 10 mil polyethylene terephthalate (PET) material and expands up to 2 times the I.D. size. To cut, use a professional heat tool (#990070). UV resistant. Operating temperature: -70°C to 125°C (-94°F to 257°F). Manufactured to meet UL, CSA, ABYC and RoHS requirements.



| PN | color | size I.D. | foot per box | lbs per box |
|---------|--------|-----------|--------------|-------------|
| 82103 | blue | ⅛" | 225' | 1 |
| 822DL | | ¼" | 200' | 1 |
| 82303 | | ⅜" | 125' | 1 |
| 824 | | ½" | 100' | 1 |
| 82503 | | ⅝" | 100' | 1 |
| 826 | | ¾" | 75' | 2 |
| 82703 | | 1" | 65' | 1 |
| 828 | | 1¼" | 50' | 1 |
| 82903 | | 1½" | 40' | 1 |
| 86101 | | red | ⅛" | 225' |
| 862 | ¼" | | 200' | 1 |
| 86301 | ⅜" | | 125' | 1 |
| 864 | ½" | | 100' | 1 |
| 86501 | ⅝" | | 100' | 1 |
| 866 | ¾" | | 75' | 2 |
| 86701DL | 1" | | 65' | 1 |
| 868 | 1¼" | | 50' | 1 |
| 86901 | 1½" | | 40' | 1 |
| 88102 | yellow | | ⅛" | 225' |
| 882 | | ¼" | 200' | 1 |
| 88302DL | | ⅜" | 125' | 1 |
| 884 | | ½" | 100' | 1 |
| 88502DL | | ⅝" | 100' | 1 |
| 886 | | ¾" | 75' | 2 |
| 88702DL | | 1" | 65' | 1 |
| 888 | | 1¼" | 50' | 1 |
| 88902 | | 1½" | 40' | 1 |

| PN | color | size I.D. | foot per box | lbs per box |
|---------|--------|-----------|--------------|-------------|
| 87106 | gray | ⅛" | 225' | 1 |
| 87206 | | ¼" | 200' | 1 |
| 87306 | | ⅜" | 125' | 1 |
| 87406 | | ½" | 100' | 1 |
| 87506 | | ⅝" | 100' | 1 |
| 87606 | | ¾" | 75' | 2 |
| 87706 | | 1" | 65' | 1 |
| 87806 | | 1¼" | 50' | 1 |
| 87906 | | 1½" | 40' | 1 |
| 85105 | | white | ⅛" | 225' |
| 85205 | ¼" | | 200' | 1 |
| 85305DL | ⅜" | | 125' | 1 |
| 85405 | ½" | | 100' | 1 |
| 85505 | ⅝" | | 100' | 1 |
| 85605 | ¾" | | 75' | 2 |
| 85705DL | 1" | | 65' | 1 |
| 85805 | 1¼" | | 50' | 1 |
| 85905DL | 1½" | | 40' | 1 |
| 81104 | orange | | ⅛" | 225' |
| 81204 | | ¼" | 200' | 1 |
| 81304 | | ⅜" | 125' | 1 |
| 81404 | | ½" | 100' | 1 |
| 81504 | | ⅝" | 100' | 1 |
| 81604 | | ¾" | 75' | 2 |
| 81704 | | 1" | 65' | 1 |
| 81804 | | 1¼" | 50' | 1 |
| 81904 | | 1½" | 40' | 1 |

WARNING: Cancer and Reproductive Harm www.P65Warnings.ca.gov



Flexo Shield Expandable Sleeving

Flexo Shield (FSN) from Techflex is a high performance EMI shielding expandable sleeve. The sleeving can be cut with scissors and is cut and abrasion resistant. It is flexible, lightweight and flame retardant. Typical applications would be protecting communication systems, computer systems, and electronic equipment. Shielding range is from 1 MHz to 1 GHz. Meets VW-1, UL, and RoHS requirements. Temperature Range: -40°F to 302°F (-40°C to 150°C).

| PN | color | I.D. | foot per box | approx lbs per box |
|-------|--------|------|--------------|--------------------|
| 32130 | silver | 1/8" | 164' | 1.21 |
| 32131 | | 3/8" | | 2.26 |
| 32132 | | 1/2" | | 3.43 |
| 32133 | | 3/4" | | 4.59 |

| PN | color | I.D. | foot per box | approx lbs per box |
|-------|--------|--------|--------------|--------------------|
| 32134 | silver | 1" | 164' | 4.76 |
| 32135 | | 1 1/4" | | 5.58 |
| 32136 | | 1 1/2" | | 6.4 |

WARNING: Cancer and Reproductive Harm www.P65Warnings.ca.gov.



Scan for pricing or go to www.delcity.net/catalogpricing



Flexo Noise Reduction Expandable Sleeving

Techflex's Flexo Noise Reduction (NRN) line is a sleeving that combines monofilament and multifilament PET yarns to make a unique expandable sleeving that also reduces noise on wires. Provides protection from abrasion and vibration, and it is flexible enough for tight radius applications. Typical uses include body wiring harnesses, instrument panel and lighting wiring, and cable/hose assemblies. RoHS compliant. Low temperature flexibility to -94°F. Temperature Range: -22°F to 257°F (-30°C to 125°C).

| PN | I.D. | foot per box | approx lbs per box |
|-------|------|--------------|--------------------|
| 32111 | 1/8" | 100' | 0.3 |
| 32112 | 1/4" | | 0.5 |
| 32113 | 3/8" | | 0.9 |
| 32114 | 1/2" | | 1.1 |

| PN | I.D. | foot per box | approx lbs per box |
|-------|------|--------------|--------------------|
| 32115 | 5/8" | 100' | 1.5 |
| 32116 | 3/4" | 75' | 1.5 |
| 32117 | 1" | 50' | 1.2 |

WARNING: Cancer and Reproductive Harm www.P65Warnings.ca.gov.

1.800.654.4757
f:1.800.431.1293



Flexo Wrap Expandable Sleeving

Expandable Sleeving with a Hook & Loop closure is used for a simple installation and instant access to the protected harness for rework. The hook & loop fastener runs the entire length of the sleeve, and expands to fit over inline connectors and splices. Sleeving is halogen free and manufactured to meet CSA, RoHS and UL requirements. Melt Point: 482°F. Temperature Range: -94°F to 257°F (-70°C to 125°C).

| PN | I.D. | foot per box | approx lbs per box |
|-------|--------|--------------|--------------------|
| 36854 | 1/2" | 20' | 0.26 |
| 36855 | 3/4" | 15' | 0.27 |
| 36857 | 1 1/4" | 12' | 0.276 |

| PN | I.D. | foot per box | approx lbs per box |
|-------|--------|--------------|--------------------|
| 36859 | 2" | 10' | 0.32 |
| 36860 | 2 1/2" | | 0.375 |

WARNING: Cancer and Reproductive Harm www.P65Warnings.ca.gov.



Flexo Reflex Expandable Sleeving

Reflective Expandable Sleeving is made from a polyethylene terephthalate material braided together with 3M Scotchlite. Reflects light 360° and up to 675 feet away, and expands up to 150% of its size. Common uses are along bicycles and motorcycle cables, but it can be used in any application that needs high visibility for safety in low light conditions. Resists gasoline and engine chemicals and is halogen free. RoHS compliant. Temperature Range: -22°F to 257°F (-30°C to 125°C).

| PN | color | I.D. | foot per box | approx lbs per box |
|-------|-------|------|--------------|--------------------|
| 31013 | clear | 1/8" | 100' | 0.29 |
| 31025 | | 1/4" | | 0.33 |
| 31050 | | 1/2" | | 0.52 |
| 31075 | | 3/4" | | 75' |

| PN | color | I.D. | foot per box | approx lbs per box |
|-------|-------|------|--------------|--------------------|
| 38013 | black | 1/8" | 100' | 0.29 |
| 38025 | | 1/4" | | 0.33 |
| 38050 | | 1/2" | | 0.52 |
| 38075 | | 3/4" | | 75' |

WARNING: Cancer and Reproductive Harm www.P65Warnings.ca.gov.



Metal Braided Sleeving

Constructed from tinned copper and used for shielding on harnesses and cables, as well as grounding and decoration. Metal Braided Sleeving offers shielding from EMI, RFI, and ESD, as well as extreme blowout protection for hoses. It is resistant to cuts and abrasion and expands for easy installation. Maximum temperature: 232°C (449°F). RoHS.

| PN | size I.D. | foot per box | lbs per box |
|-----|-----------|--------------|-------------|
| 512 | 1/16" | 100' | 0.8 |
| 513 | 1/8" | | 1.7 |
| 514 | 1/4" | | 2.25 |
| 515 | 3/8" | | 3.33 |
| 516 | 1/2" | 50' | 1.75 |
| 517 | 5/8" | | 2 |
| 518 | 25/32" | | 3.75 |
| 519 | 7/8" | | 5.5 |

| PN | size I.D. | foot per box | lbs per box |
|-----|-----------|--------------|-------------|
| 520 | 1" | 50' | 6.5 |
| 530 | 1 1/8" | | 7.3 |
| 531 | 1 1/4" | | 8.6 |
| 532 | 1 3/8" | | 8.8 |
| 533 | 1 1/2" | | 9.6 |
| 534 | 2" | | 11.7 |
| 535 | 2 1/4" | | 12.2 |

WARNING: Cancer and Reproductive Harm www.P65Warnings.ca.gov.



Scan for pricing or go to www.delcity.net/catalogpricing

www.delcity.net
info@delcity.net



Stainless Steel Full Coverage Expandable Sleeving

Cuts easily with shears or serrated scissors and is pre-rounded for easy installation. Resists abrasion, chemicals, and UV, and will not rust or discolor. Maximum temperature: 1,454°C (2,650°F) RoHS.

| PN | size I.D. | foot per box | lbs per box | PN | size I.D. | foot per box | lbs per box |
|-----|-----------|--------------|-------------|-----|-----------|--------------|-------------|
| 522 | 1/8" | 100' | 1.6 | 526 | 3/4" | 50' | 3.5 |
| 523 | 1/4" | | 2.25 | 527 | 1" | | 5 |
| 524 | 3/8" | | 2.5 | 528 | 1 1/4" | | 7.2 |
| 525 | 1/2" | 50' | 1.5 | 529 | 1 1/2" | | 8.7 |

⚠ WARNING: Cancer and Reproductive Harm www.P65Warnings.ca.gov.




Chrome XC Expandable Sleeving

Chrome Expandable Sleeving is a heavy duty metallized sleeve that is perfect for adding the look of braided stainless steel to any application. Temperature Range: 257°F to -94°F (125°C to -70°C). Resists UV. RoHS.

| PN | color | size I.D. | foot per box | lbs per box | PN | color | size I.D. | foot per box | lbs per box |
|-------|--------|-----------|--------------|-------------|-------|-------|-----------|--------------|-------------|
| 32025 | silver | 1/4" | 125' | 0.7 | 36025 | gold | 1/4" | 125' | 0.7 |
| 32031 | | 5/16" | 100' | 0.7 | 36031 | | 5/16" | 100' | 0.7 |
| 32050 | | 1/2" | 80' | 0.8 | 36050 | | 1/2" | 80' | 0.8 |
| 32075 | | 3/4" | 40' | 0.7 | 36075 | | 3/4" | 40' | 0.7 |
| 32125 | | 1 1/4" | 30' | 0.7 | 36125 | | 1 1/4" | 30' | 0.7 |
| 32150 | | 1 1/2" | 25' | 0.7 | 36150 | | 1 1/2" | 25' | 0.7 |

⚠ WARNING: Cancer and Reproductive Harm www.P65Warnings.ca.gov.



Flexo Rodent Resistant Expandable Sleeving

Rodent Resistant Expandable Sleeving was designed to be repulsive to rodents. Use the expandable tubing hot knife (item no. 990070) to cut sleeving. **Use caution while handling Flexo Rodent Resistant as it may cause skin and/or eye irritation.** Temperature rating: -70°C to 125°C (-94°F to 257°F). UV resistant. RoHS.

| PN | size I.D. | foot per box | lbs per box | PN | size I.D. | foot per box | lbs per box |
|-------|-----------|--------------|-------------|-------|-----------|--------------|-------------|
| 30150 | 1/4" | 200' | 0.7800 | 31155 | 1" | 250' | 3.3500 |
| 31150 | | 1,000' | 3.9000 | 30156 | 1 1/4" | 50' | 1.6750 |
| 30151 | 3/8" | 125' | 0.7125 | 31156 | | 250' | 4.0000 |
| 31151 | | 500' | 2.8500 | 30157 | 1 1/2" | 40' | 0.7840 |
| 30152 | 1/2" | 100' | 0.7700 | 31157 | | 200' | 3.9200 |
| 31152 | | 500' | 3.8500 | 30158 | 1 3/4" | 30' | 0.7350 |
| 30153 | 5/8" | 100' | 0.9500 | 31158 | | 200' | 4.9000 |
| 31153 | | 500' | 4.7500 | 30159 | 2" | 50' | 1.3000 |
| 30154 | 3/4" | 75' | 0.9000 | 31159 | | 200' | 5.2000 |
| 31154 | | 250' | 3.0000 | 30160 | 2 1/2" | 50' | 1.9000 |
| 30155 | 1" | 65' | 0.8710 | 31160 | | 200' | 7.6000 |

⚠ WARNING: Cancer and Reproductive Harm www.P65Warnings.ca.gov.




Nylon Mono Expandable Sleeving

Nylon expandable sleeving resists all automotive chemicals and will not rot or retain moisture. It is cut and abrasion resistant, halogen free, economical, and easy to install. Sleeving will expand up to 150%. Operating Temperature: -49°F to 302°F (-45°C to 150°C).

| PN | size I.D. | foot per box | lbs per box | PN | size I.D. | foot per box | lbs per box |
|-------|-----------|--------------|-------------|-------|-----------|--------------|-------------|
| 37013 | 1/8" | 225' | 1 | 37075 | 3/4" | 75' | 1.5 |
| 37025 | 1/4" | 200' | 1 | 37010 | 1" | 50' | 1.2 |
| 37038 | 3/8" | 125' | 1.3 | 37125 | 1 1/4" | 50' | 1.2 |
| 37050 | 1/2" | 100' | 1.4 | 37150 | 1 1/2" | 40' | 1.4 |
| 37063 | 5/8" | 100' | 1.5 | 37020 | 2" | 50' | 1.5 |

⚠ WARNING: Cancer and Reproductive Harm www.P65Warnings.ca.gov.



Braided Self-Wrap PET Sleeving

Sleeving self-closes around a group of wires. To cut, use a professional heat tool (#990070). The PET material is halogen free and meets UL 94V-0. Meets UL, CSA, ABYC and RoHS requirements. UV resistant. Temperature range: -70°C to 125°C (-94°F to 257°F).

| PN | size I.D. | foot per box | lbs per box |
|------|-----------|--------------|-------------|
| 851 | 1/8" | 100' | 1 1/2 |
| 1851 | | 10,000' | 20 |
| 852 | 1/4" | 100' | 1 1/2 |
| 1852 | | 3,000' | 18 |
| 853 | 3/8" | 150' | 4 |
| 1853 | | 1,500' | 18 |
| 854 | 1/2" | 75' | 2 |
| 1854 | | 1,200' | 17 |
| 855 | 3/4" | 50' | 2 |

| PN | size I.D. | foot per box | lbs per box |
|------|-----------|--------------|-------------|
| 1855 | 3/4" | 500' | 8 |
| 856 | 1" | 50' | 3 |
| 1856 | | 400' | 8 |
| 857 | 1 1/4" | 25' | 4 |
| 1857 | | 250' | 6 |
| 858 | 1 1/2" | 25' | 4 |
| 1858 | | 250' | 7 |
| 1859 | 2" | 200' | 7 |

⚠ WARNING: Cancer and Reproductive Harm www.P65Warnings.ca.gov.



Scan for pricing or go to www.delcity.net/catalogpricing

1.800.654.4757
f:1.800.431.1293



Flame Retardant Braided Self-Wrap Sleeving

Flame Retardant Braided sleeving contains an organic flame inhibitor that imparts self-extinguishing properties. Resists UV. To cut this sleeving, use a professional heat tool (#990070). Temperature Range: -70°C to 125°C (-94°F to 257°F). Melt Point 230°C (446°F). Compliant with CSA, RoHS, UL VW-1 and FAR 25.

| PN | size I.D. | foot per box | lbs per box |
|-------|-----------|--------------|-------------|
| 20851 | 1/8" | 100' | .5 |
| 20852 | 1/4" | 100' | 1 |
| 20853 | 3/8" | 75' | 1 |

| PN | size I.D. | foot per box | lbs per box |
|-------|-----------|--------------|-------------|
| 20854 | 1/2" | 75' | 1 |
| 20855 | 3/4" | 50' | 1 |
| 20856 | 1" | 50' | 1 |

⚠ WARNING: Cancer and Reproductive Harm www.P65Warnings.ca.gov.



Orange Braided Self-Wrap PET Sleeving

This is our braided self-wrap PET sleeving in a distinct orange. PET material that is halogen free and meets UL 94V-0, CSA, ABYC, and RoHS. UV resistant. Temperature range: -70°C to 125°C (-94°F to 257°F).

| PN | size I.D. | foot per box | lbs per box |
|---------|-----------|--------------|-------------|
| 85110 | 1/8" | 100' | 1.5 |
| 85210 | 1/4" | | 1.5 |
| 85310 | 3/8" | 75' | 2 |
| 85410 | 1/2" | | 2 |
| 85510DL | 3/4" | 50' | 2 |

| PN | size I.D. | foot per box | lbs per box |
|---------|-----------|--------------|-------------|
| 85610 | 1" | 50' | 3 |
| 85710DL | 1 1/4" | 25' | 4 |
| 85810DL | 1 1/2" | | 4 |
| 85910DL | 2" | | 4 |

⚠ WARNING: Cancer and Reproductive Harm www.P65Warnings.ca.gov.



F360 Braided Sleeving

Fully enclosed braided sleeving is ideal for applications where a harness needs more security, stability, or tamper resistance than a standard self-closing sleeve can provide. Sleeving cuts with a hot knife, is chemically inert, cut and abrasion resistant and halogen free. It is soft and quiet in high vibration environments and is compliant with CSA, RoHS, UL, and FAR-25. Temperature Range: -94°F to 257°F (-70°C to 125°C).

| PN | I.D. | foot per box | lbs per box |
|-------|------|--------------|-------------|
| 37854 | 1/2" | 75' | 0.855 |
| 37855 | 3/4" | 50' | 0.765 |

| PN | I.D. | foot per box | lbs per box |
|-------|------|--------------|-------------|
| 37856 | 1" | 50' | 0.835 |

⚠ WARNING: Cancer and Reproductive Harm www.P65Warnings.ca.gov.



Woven Flexible Self-Wrap Loom

Woven flexible self-wrap closes around a group of cables, wires, or cords all by itself. The self-wrap retains its shape and rigidity from -70°C to 125°C (-94°F to 257°F). Meets MIL-I-23053, cut and abrasion resistant. RoHS, CSA, UL approved. UV Resistant.

| PN | size I.D. | approx. wall thickness | foot per box | lbs per box |
|-----|-----------|------------------------|--------------|-------------|
| 829 | 1/8" | .027" | 300' | 1.7 |
| 830 | 3/16" | | 200' | 2 |
| 838 | 1/4" | | 200' | 2.2 |
| 835 | 5/16" | | 125' | 3 |
| 831 | 3/8" | | 100' | 1.5 |
| 832 | 1/2" | | 75' | 1.3 |

| PN | size I.D. | approx. wall thickness | foot per box | lbs per box |
|-----|-----------|------------------------|--------------|-------------|
| 836 | 5/8" | .027" | 75' | 4 |
| 833 | 3/4" | | 50' | 1.25 |
| 834 | 1" | | 50' | 1.5 |
| 837 | 1 1/2" | | 25' | 4 |
| 839 | 1 3/4" | | 10' | 0.5 |
| 860 | 2" | | 10' | 0.6 |

⚠ WARNING: Cancer and Reproductive Harm www.P65Warnings.ca.gov.



Scan for pricing or go to www.delcity.net/catalogpricing

www.delcity.net
info@delcity.net



Flame Retardant Woven Loom

Flame Retardant Woven Wire Loom has all the same qualities of our standard Woven Wire Loom, with the added advantage of a flame inhibitor to provide an extra level of safety. It is soft and quiet in high vibration environments and is compliant with CSA, RoHS, UL VW-1 and FAR 25. UV Resistant. Temperature Range: -70°C to 125°C (-94°F to 257°F). Melt Point 250°C (482°F).

| PN | size I.D. | foot per box | lbs per box |
|-------|-----------|--------------|-------------|
| 20830 | 3/16" | 100' | 1 |
| 20831 | 3/8" | 100' | 1.5 |
| 20832 | 1/2" | 75' | 1.5 |

| PN | size I.D. | foot per box | lbs per box |
|-------|-----------|--------------|-------------|
| 20833 | 3/4" | 50' | 1.5 |
| 20834 | 1" | 50' | 1.75 |

WARNING: Cancer and Reproductive Harm www.P65Warnings.ca.gov.



F6 Flat Braided Sleeving

Flat Braided Sleeving is a self-wrappable sleeve used to protect your wire and cable runs in areas where space prevents a typical sleeve. Operating Temperature Range: -45°C to 150°C (-49°F to 302°F). UV resistant. RoHS.

| PN | size I.D. | width | foot per box | lbs per box |
|-------|-----------|-------|--------------|-------------|
| 50856 | 1" | 1.2" | 25' | 1.2 |
| 50858 | 1 1/2" | 1.6" | | 1.4 |

| PN | size I.D. | width | foot per box | lbs per box |
|-------|-----------|-------|--------------|-------------|
| 50859 | 1 1/4" | 2.0" | 25' | 1.7 |
| 50860 | 2 1/4" | 2.4" | | 2.0 |

WARNING: Cancer and Reproductive Harm www.P65Warnings.ca.gov.



F6 Quiet Braided Sleeving

Flexo F6 Quiet by Techflex is made of polyethylene terephthalate and designed to reduce the noise associated with wire harnesses installed in hard to reach areas, such as door panels or dashboards. F6 Quiet sleeving has a soft and flexible feel, and appears like an older cotton loom. This makes the sleeving perfect for restoration projects. Sleeving can be cut with a hot knife and is cut and abrasion resistant. RoHS compliant. Temperature Range: -22°F to 257°F (-30°C to 125°C).

| PN | I.D. | foot per box | approx lbs per box |
|-------|------|--------------|--------------------|
| 32118 | 1/4" | 100' | 1 |
| 32119 | 3/8" | 75' | 1.35 |
| 32120 | 1/2" | | 1.5 |

| PN | I.D. | foot per box | approx lbs per box |
|-------|--------|--------------|--------------------|
| 32121 | 3/4" | 50' | 1.5 |
| 32122 | 1 1/4" | 25' | 1 |

WARNING: Cancer and Reproductive Harm www.P65Warnings.ca.gov.




Grip Wrap Woven Sleeving

Grip Wrap (GWN) is a lightweight sleeving with a hook sealing system made of polyethylene terephthalate that eliminates spot taping and does not require an open end for installation. This creates easy access for inspection, rework, replacing and provides multiple sealing and mounting options. Closure can maintain a low profile for flat harnesses. Sleeving can be screwed in place. RoHS compliant. Temperature Range: -94°F to 257°F (-70°C to 125°C).

| PN | I.D. | foot per box | approx lbs per box |
|------|------|--------------|--------------------|
| 1521 | 3/4" | 25' | 0.5 |
| 1522 | 1" | | 0.75 |

| PN | I.D. | foot per box | approx lbs per box |
|------|--------|--------------|--------------------|
| 1526 | 1 3/8" | 25' | 1 |

WARNING: Cancer and Reproductive Harm www.P65Warnings.ca.gov.



Dura Flex Heavy Duty Woven Nylon Sleeving

Tightly woven nylon material and 45 mil wall thickness protects cables, hoses, and ropes from weather, sunlight and abrasion damage. It deflects high-pressure hose ruptures and provides very high abrasion resistance - (3,500 cycles). Sleeving cuts with a scissors and is resistant to chemicals, UV, rot, snags, and penetration. Temperature range: -45°C to 120°C (-49°F to 248°F). RoHS.

| PN | size I.D. | foot per box | lbs per box |
|------|-----------|--------------|-------------|
| 1527 | 0.71" | 50' | 1.6 |
| 1528 | 0.83" | | 1.6 |
| 1529 | 0.92" | | 2 |
| 1540 | 1" | | 2 |
| 1541 | 1.13" | | 2.4 |
| 1542 | 1.25" | | 2.5 |
| 1543 | 1.34" | | 2.75 |
| 1544 | 1.59" | | 2.75 |

| PN | size I.D. | foot per box | lbs per box |
|------|-----------|--------------|-------------|
| 1545 | 1.75" | 50' | 3 |
| 1546 | 2.07" | | 3.75 |
| 1547 | 2.38" | | 4.5 |
| 1548 | 2.54" | | 4.5 |
| 1549 | 2.86" | | 5.3 |
| 1560 | 3.34" | | 3.25 |
| 1561 | 3.66" | | 3.4 |

WARNING: Cancer and Reproductive Harm www.P65Warnings.ca.gov.



Dura Flex Pro, Heavy Woven Nylon Sleeving

Made out of a unique 80 mil thick tubular weave design that will withstand up to 13,000 abrasion cycles without wearing the fabric. This product cuts with scissors. ISO 6945 certified. Temperature Range: -45°C to 120°C (-49°F to 248°F). RoHS.

| PN | size I.D. | foot per box | lbs per box |
|------|-----------|--------------|-------------|
| 1570 | 0.75" | 50' | 2.6 |
| 1571 | 0.93" | | 3.1 |
| 1572 | 1.13" | | 3.9 |
| 1573 | 1.25" | | 4.1 |
| 1574 | 1.35" | | 4.4 |
| 1575 | 1.43" | | 4.5 |
| 1576 | 1.63" | | 5.1 |
| 1577 | 1.81" | | 5.7 |


| PN | size I.D. | foot per box | lbs per box |
|------|-----------|--------------|-------------|
| 1578 | 2.19" | 50' | 6.5 |
| 1579 | 2.63" | | 7.8 |
| 1580 | 2.88" | | 9 |
| 1581 | 3.13" | | 4.9 |
| 1582 | 3.38" | | 5.4 |
| 1583 | 3.63" | | 5.8 |
| 1584 | 4.00" | | 6.2 |

WARNING: Cancer and Reproductive Harm www.P65Warnings.ca.gov



Scan for pricing or go to www.delcity.net/catalogpricing

1.800.654.4757
f:1.800.431.1293



Dura Wrap with Hook & Loop Closure

Ideal solution for organizing and controlling wires, cables and hoses that are subjected to constant and extreme use. Provides extremely high abrasion resistance - (8,500 cycles). Temperature Range: -51.1°C to 93.3°C (-60°F to 200°F). UV resistant. RoHS.

| PN | size I.D. | foot per box | lbs per box |
|------|-----------|--------------|-------------|
| 1550 | 1" | 25' | 1.5 |
| 1552 | 1½" | 25' | 1.75 |
| 1553 | 2" | 25' | 2 |
| 1554 | 2½" | 25' | 2.33 |

| PN | size I.D. | foot per box | lbs per box |
|------|-----------|--------------|-------------|
| 1555 | 3" | 25' | 3 |
| 1556 | 3½" | 25' | 3.25 |
| 1557 | 4" | 25' | 3.5 |
| 1558 | 4½" | 25' | 4 |

WARNING: Cancer and Reproductive Harm www.P65Warnings.ca.gov



Dura Braid Sleeving

This product can provide 50% more wear life than the industry standard hose protection sleeves. Temperature range: -45°C to 120°C (-49°F to 248°F). UL and RoHS compliant.

| PN | size I.D. | foot per box | lbs per box |
|-------|-----------|--------------|-------------|
| 30854 | ½" | 50' | 1.6 |
| 30865 | 5/8" | | 1.6 |
| 30855 | ¾" | | 2.0 |
| 30866 | 7/8" | | 2.3 |

| PN | size I.D. | foot per box | lbs per box |
|-------|-----------|--------------|-------------|
| 30856 | 1" | 50' | 2.3 |
| 30857 | 1¼" | | 2.9 |
| 30858 | 1½" | | 2.7 |
| 30859 | 2¾" | | 4.2 |

WARNING: Cancer and Reproductive Harm www.P65Warnings.ca.gov



L6 Liquid Wrap

Made from braided polyester, and laminated with a layer of Mylar®. The result is a strong and lightweight solution that protects from repeated exposure to elements. The wraparound makes installation easy for existing assemblies, and the adhesive strip ensures the seal is water tight when used properly.

| PN | size I.D. | length | pieces per box |
|-------|-----------|------------|----------------|
| 60238 | 3/8" | 8-ft stick | 15 |
| 60250 | ½" | 8-ft stick | 12 |
| 60275 | ¾" | 8-ft stick | 5 |

| PN | size I.D. | length | pieces per box |
|-------|-----------|------------|----------------|
| 60210 | 1" | 8-ft stick | 4 |
| 60214 | 1¼" | 8-ft stick | 3 |

WARNING: Cancer and Reproductive Harm www.P65Warnings.ca.gov




Braided Weld Wrap

Resists damage from UV, gasoline, and engine chemicals while protecting against weld splatter, hot slag, and welding sparks. Can withstand intermittent exposure to temps of 750°F (399°C). Operating Temperature: 400°F to -40° F (204°C to -40°C).

| PN | size I.D. | foot per box | lbs per box |
|-------|-----------|--------------|-------------|
| 39856 | 1" | 25' | 3.6 |
| 39858 | 1½" | | 4.6 |

| PN | size I.D. | foot per box | lbs per box |
|-------|-----------|--------------|-------------|
| 39859 | 2" | 25' | 5.6 |
| 39860 | 3" | | 7.5 |

WARNING: Cancer and Reproductive Harm www.P65Warnings.ca.gov



Gator Wrap Woven Sleeving

Techflex's Gator Wrap (DWG) is made from a proprietary fabric that features extreme abrasion resistance. The sleeving is abrasion resistant above 50,000 cycles. It is a reusable sleeve with a hook & loop closure. Puncture and tear resistant as well as resistant to water and petroleum. It is Techflex's strongest abrasion resistant material. Gator Wrap has a 50 Mil wall thickness. RoHS compliant. Temperature Range: -60°F to 250°F (-51°C to 121°C).

| PN | I.D. | foot per box | lbs per box |
|-------|-------------------|--------------|-------------|
| 35201 | 1 $\frac{3}{8}$ " | 25' | 3.89 |
| 35202 | 1 $\frac{1}{4}$ " | | 4.23 |
| 35203 | 2" | | 4.66 |
| 35204 | 2 $\frac{1}{2}$ " | | 5.4 |
| 35205 | 3" | | 6.23 |
| 35206 | 3 $\frac{1}{2}$ " | | 6.68 |

| PN | I.D. | foot per box | lbs per box |
|-------|-------------------|--------------|-------------|
| 35207 | 4" | 25' | 7.4 |
| 35208 | 4 $\frac{1}{2}$ " | | 8.36 |
| 35209 | 5" | | 9.2 |
| 35210 | 6" | | 10.59 |
| 35211 | 7" | | 12 |
| 35212 | 8" | | 13.5 |

⚠ WARNING: Cancer and Reproductive Harm www.P65Warnings.ca.gov.

Reusable, Turtle Wrap

Made from 1,000 Denier Cordura® with a double coating of proprietary high FR Neoprene. Abrasion resistance up to 13,500 cycles. Protects against UV and salt water damage, and is non-wicking. Temperature range: 40°C to 121°C (-40°F to 250°F). RoHS.

| PN | size I.D. | foot per box | lbs per box |
|------|-------------------|--------------|-------------|
| 1590 | 1" | 25' | 1.9 |
| 1591 | 1 $\frac{1}{2}$ " | | 2.2 |
| 1592 | 1 $\frac{3}{4}$ " | | 2.7 |
| 1593 | 2" | | 3 |
| 1594 | 2 $\frac{3}{8}$ " | | 3.1 |

| PN | size I.D. | foot per box | lbs per box |
|------|-------------------|--------------|-------------|
| 1595 | 2 $\frac{1}{2}$ " | 25' | 3.3 |
| 1596 | 3" | | 3.8 |
| 1597 | 3 $\frac{1}{2}$ " | | 4.2 |
| 1598 | 4" | | 4.6 |
| 1599 | 6" | | 5.9 |

⚠ WARNING: Cancer and Reproductive Harm www.P65Warnings.ca.gov.

Heat Shrink Fabric Loom

Heatshrink Fabric Loom is a unique mixture of polyolefin and polyester yarns and shrinks to 1/2 its original diameter. Shrink temperature is 176°F (80°C). Operating temperature: -40°C to 125°C (-40°F to 257°F). RoHS.

| PN | size I.D. | unshrunk diameter | shrunk diameter | foot per box | lbs per box |
|------|--------------------|-------------------|-----------------|--------------|-------------|
| 1730 | 1/2" | 12mm (.472") | 6mm (.236") | 100' | 1.15 |
| 1731 | | | | 25' | 0.2875 |
| 1732 | 3/4" | 20mm (.787") | 10mm (.393") | 100' | 1.61 |
| 1733 | | | | 25' | 0.4025 |
| 1734 | 1 $\frac{1}{16}$ " | 30mm (1.181") | 15mm (.591") | 100' | 1.6 |
| 1735 | | | | 25' | 0.4 |
| 1736 | 1 $\frac{1}{2}$ " | 40mm (1.575") | 20mm (.787") | 100' | 1.6 |
| 1737 | | | | 25' | 0.4 |

⚠ WARNING: Cancer and Reproductive Harm www.P65Warnings.ca.gov.

Crush Resistant Woven Sleeving

Crush Resistant Woven Sleeving is a flexible conduit made from PET multifilament yarns woven around a PET monofilament. Cut with hot knife (item 990070). Temperature range: -50°C to 150°C (-58°F to 302°F). RoHS.

| PN | size I.D. | foot per box | lbs per box |
|-----|-----------|--------------|-------------|
| 870 | 1/4" | 100' | 2 |
| 871 | 3/8" | | 3 |


| PN | size I.D. | foot per box | lbs per box |
|-----|-----------|--------------|-------------|
| 872 | 1/2" | 100' | 4 |

⚠ WARNING: Cancer and Reproductive Harm www.P65Warnings.ca.gov.




Scan for pricing or go to www.delcity.net/catalogpricing

www.delcity.net
info@delcity.net



High-Temperature Sleeving



High-Temperature Braided Fiberglass Sleeving

Coated with a resin material to deflect or encapsulate hot temperatures from damaging your sensitive wire, harness or hose. Easily cut with a pair of scissors without the ends fraying. Temperature rating: 649°C (1200°F). RoHS and UL rated.

| PN | color | size I.D. | foot per box | lbs per box |
|-----|--------|-----------|--------------|-------------|
| 642 | black | ¼" | 50' | 1.5 |
| 682 | silver | | 50' | 1.5 |
| 643 | black | ¾" | 50' | 3 |
| 644 | black | ½" | 50' | 3 |
| 684 | silver | | 50' | 3 |
| 645 | black | ⅝" | 50' | 4 |

| PN | color | size I.D. | foot per box | lbs per box |
|-----|--------|-----------|--------------|-------------|
| 646 | black | ¾" | 50' | 4 |
| 686 | silver | | 50' | 4 |
| 647 | black | ⅞" | 50' | 4 |
| 648 | black | 1" | 25' | 3 |
| 688 | silver | | 25' | 3 |
| 649 | black | 1½" | 25' | 3.5 |

⚠ WARNING: Cancer and Reproductive Harm www.P65Warnings.ca.gov.



Scan for pricing or go to www.delcity.net/catalogpricing

1.800.654.4757
f:1.800.431.1293



Insultherm Tru-Fit Fiberglass, High-Temperature Sleeving

Its resistance to high heat can either deflect or encapsulate temperatures up to 1200°F to prevent damage to sensitive wires, cables or hoses. Resists fraying when cut with a scissors: no hot knife required. UL VW-1 and RoHS compliant. Made in the USA.

| PN | color | size I.D. | foot per box | lbs per box |
|-----|-------|---------------|--------------|-------------|
| 613 | black | 8 ga (0.133") | 100' | 0.90 |
| 614 | | 6 ga (0.166") | | 1.00 |
| 615 | | 4 ga (0.208") | | 1.10 |
| 616 | | 2 ga (0.263") | | 1.60 |
| 611 | black | 0 ga (0.330") | 50' | 1.10 |
| 617 | | ⅜" | | 1.30 |
| 618 | | ½" | | 1.60 |
| 612 | | ⅝" | | 2.50 |
| 619 | | ¾" | | 2.50 |

| PN | color | size I.D. | foot per box | lbs per box |
|-----|---------|---------------|--------------|-------------|
| 673 | natural | 8 ga (0.133") | 100' | 0.90 |
| 674 | | 6 ga (0.166") | | 1.00 |
| 675 | | 4 ga (0.208") | | 1.10 |
| 676 | natural | 2 ga (0.263") | 50' | 1.60 |
| 671 | | 0 ga (0.330") | | 1.10 |
| 677 | | ⅜" | | 1.30 |
| 678 | | ½" | | 1.60 |
| 672 | | ⅝" | | 2.50 |
| 679 | ¾" | 2.50 | | |

⚠ WARNING: Cancer and Reproductive Harm www.P65Warnings.ca.gov.



Insultherm Ultra-Flex Fiberglass, High-Temperature Sleeving

Made from continuous filament, E-type glass. The sleeving is typically used in high-temp (up to 1,200°F), low voltage applications. UL and RoHS compliant.

| PN | color | wall type | size I.D. | foot per box | lbs per box |
|------|---------|-----------|----------------|--------------|-------------|
| 6112 | natural | standard | 12 ga (0.085") | 100' | 1 |
| 6110 | | | 10 ga (0.106") | | 2 |
| 6108 | | | 8 ga (0.133") | | 2 |
| 6106 | | | 6 ga (0.166") | | 2 |
| 6104 | | | 4 ga (0.208") | | 2 |
| 6102 | | | 2 ga (0.263") | | 2 |
| 6100 | | | 0 ga (0.330") | 50' | 2 |
| 6125 | | | ¼" | | 2 |

| PN | color | wall type | size I.D. | foot per box | lbs per box | | | |
|------|---------|-----------|-----------|--------------|-------------|----|-----|---|
| 6131 | natural | standard | ⅝" | 50' | 2 | | | |
| 6137 | | | ⅜" | | 2 | | | |
| 6144 | | | ⅞" | | 2 | | | |
| 6150 | | | ½" | | 2 | | | |
| 6162 | | | ⅝" | | 3 | | | |
| 6175 | | | ¾" | | 3 | | | |
| 6101 | | | 1" | | 3 | | | |
| 6901 | | | heavy | | heavy | ½" | 25' | 2 |
| 6902 | | | | | | ¾" | | 4 |
| 6903 | | 1" | | 2 | | | | |
| 6904 | | 1¼" | | 3 | | | | |
| 6905 | | 1½" | | 3 | | | | |

⚠ WARNING: Cancer and Reproductive Harm www.P65Warnings.ca.gov.



Scan for pricing or go to www.delcity.net/catalogpricing

www.delcity.net
info@delcity.net



TECHFLEX
Braided Sleeving Products

Insultherm Heavy-Duty Fiberglass, High Temperature Braided Sleeving

Heavy-Duty Fiberglass, High-Temp Braided Loom is a braided fiberglass sleeving made in a heavy wall construction with a high temp cord braided into the sleeving. RoHS and UL component rated. Temperature range: 648°C (1,200°F).

| PN | size I.D. | foot per box | lbs per box |
|------|-----------|--------------|-------------|
| 641 | 1/2" | 50' | 4 |
| 1641 | | 200' | 15 |
| 655 | 3/4" | 50' | 7 |
| 1655 | | 200' | 27 |
| 656 | 1" | 50' | 8.5 |
| 1656 | | 200' | 34 |

| PN | size I.D. | foot per box | lbs per box |
|------|-----------|--------------|-------------|
| 659 | 1 1/2" | 25' | 7 |
| 1659 | | 100' | 28 |
| 657 | 1 1/4" | 25' | 5.5 |
| 1657 | | 100' | 22 |
| 658 | 1 3/8" | 25' | 6 |
| 1658 | | 100' | 25 |

WARNING: Cancer and Reproductive Harm www.P65Warnings.ca.gov.



TECHFLEX
Braided Sleeving Products

Insultherm Spark Plug Boot Sleeves

Non-conductive and will not support combustion. Resistant to gasoline and engine chemicals. Continuous Temperature Range: -70°C to 650°C (-94°F to 1,202°F). Melt Point: 1,120°C (2,048°F). CSA, RoHS and UL component rated.

| PN | color | size I.D. | length |
|-----|-------|-----------|--------|
| 651 | black | 3/4" | 7 1/2" |

| PN | color | size I.D. | length |
|-----|---------|-----------|--------|
| 653 | natural | 3/4" | 7 1/2" |

WARNING: Cancer and Reproductive Harm www.P65Warnings.ca.gov.



TECHFLEX
Braided Sleeving Products

Insultherm Header Wrap

Resistant to cuts, abrasion, gasoline, and engine chemicals. Continuous Temperature Range: -57°C to 649°C (-70°F to 1,200°F). Melt Point: 1,120°C (2,048°F).

| PN | width | length | lbs per spool |
|-----|-------|--------|---------------|
| 620 | 1" | 25-ft | 2.625 |

| PN | width | length | lbs per spool |
|-----|-------|--------|---------------|
| 621 | 2" | 25-ft | 4 |

WARNING: Cancer and Reproductive Harm www.P65Warnings.ca.gov.



TECHFLEX
Braided Sleeving Products

Volcano Wrap, Woven

Volcano Wrap (VWN) is made from a continuous filament basalt fiber, and it provides protection from temperatures up to 1,300°F. It is designed to wrap around exhaust pipes. It is 25% stronger and provides protection to higher temperatures than standard fiberglass wrap. Wrap will not exhibit any vibration damage over long periods of use and can be terminated with a clamp making tool (item 990040). Resists gasoline and engine chemicals. RoHS compliant. Temperature Range: 1,292°F (700°C).

| PN | color | I.D. | foot per box | approx lbs per box |
|-------|--------|------|--------------|--------------------|
| 61000 | basalt | 1" | 15' | 0.255 |

| PN | color | I.D. | foot per box | approx lbs per box |
|-------|--------|------|--------------|--------------------|
| 61500 | basalt | 2" | 15' | 0.48 |

WARNING: Cancer and Reproductive Harm www.P65Warnings.ca.gov.



TECHFLEX
Braided Sleeving Products

Flexo Silica Sleeving

Techflex's Flexo Silica (SLN) is a densely woven sleeving ideal for protecting delicate components from exposure to high temperature exhausts and pipes. Resistant to gasoline and engine chemicals. Flexo Silica has thick, 60 mil walls, and will provide protection up to 1,800°F. The sleeving is expandable, and cuts easily with a scissors. RoHS compliant. Temperature Range: 1,800°F (982°C) Max.

| PN | color | I.D. | foot per box | approx lbs per box |
|------|---------|--------|--------------|--------------------|
| 6201 | natural | 1/4" | 50' | 1.3 |
| 6202 | | 1/2" | | 2.5 |
| 6203 | | 1" | | 3.05 |
| 6204 | | 1 1/2" | | 5 |

| PN | color | I.D. | foot per box | approx lbs per box |
|------|---------|------|--------------|--------------------|
| 6205 | natural | 2" | 25' | 2.25 |
| 6206 | | 3" | | 2.98 |
| 6207 | | 4" | | 3.7 |
| 6208 | | 6" | | 4.43 |

WARNING: Cancer and Reproductive Harm www.P65Warnings.ca.gov.



TECHFLEX
Braided Sleeving Products


Fire Flex Wrap

Fire Flex Wrap (FIW) protects and shields important hoses and cables from extreme heat and/or flame outbreaks. The sleeve will protect continuously to 500°F, and it will withstand a molten splash up to 2,200°F. It also features a hook & loop design to make for easy installation and repairs. The sleeve is a common solution in racing applications. RoHS compliant. Temperature Range: -65°F to 500°F (-54°C to 260°C).

| PN | I.D. | foot per box | approx lbs per box |
|------|--------|--------------|--------------------|
| 1401 | 1" | 25' | 2 |
| 1402 | 1 1/2" | | 3 |
| 1403 | 2" | | 4 |
| 1404 | 2 1/2" | | 5 |

| PN | I.D. | foot per box | approx lbs per box |
|------|--------|--------------|--------------------|
| 1405 | 3" | 25' | 6 |
| 1406 | 3 1/2" | | 7 |
| 1407 | 4" | | 8 |

WARNING: Cancer and Reproductive Harm www.P65Warnings.ca.gov.



Fire Flex Flat

Fire Flex Flat (FIF) provides the same protection as Fire Flex Wrap, which is 500°F continuously or up to 2,200°F of a molten splash, but in a more versatile flat wrap. It is ideal when you need to wrap over assemblies or cable splices along a hose and protect irregular shaped components. The wrap is typically applied with a 50% over-wrap for a double-layer of protection. The wrap is secured down with tie-wraps, wire ties, and/or hose clamps. RoHS compliant. Temperature Range: -65°F to 500°F (-54°C to 260°C).

| PN | color | I.D. | foot per box | approx lbs per box |
|------|--------|------|--------------|--------------------|
| 1490 | red | 3½" | 25' | 4 |
| 1491 | silver | | | |

| PN | color | I.D. | foot per box | approx lbs per box |
|------|-------|------|--------------|--------------------|
| 1492 | black | 3½" | 25' | 4 |

WARNING: Cancer and Reproductive Harm www.P65Warnings.ca.gov.



Scan for pricing or go to www.delcity.net/catalogpricing

1.800.654.4757
f:1.800.431.1293

Silicone Jacketed High-Temp Fiberglass Sleeving

This is the choice of professionals in racing and other industries where protection from constant temperatures approaching 260°C (500°F) is mandatory. Resistant to UV, cuts, abrasion, punctures, gasoline, engine chemicals, and moisture. Available in Black and Red. Temperature Range: -54°C to 260°C (-65°F to 500°F). Melt Point 1,120°C (2,048°F). RoHS.



| PN | color | size I.D. | foot per box | lbs per box |
|-----|-------|-----------|--------------|-------------|
| 623 | red | ⅜" | 100' | 6.5 |
| 625 | red | ½" | 100' | 7.5 |
| 627 | red | ¾" | 50' | 5 |
| 629 | red | 1" | 50' | 6.75 |

| PN | color | size I.D. | foot per box | lbs per box |
|-----|-------|-----------|--------------|-------------|
| 693 | black | ⅜" | 100' | 6.5 |
| 695 | black | ½" | 100' | 7.5 |
| 697 | black | ¾" | 50' | 5 |
| 699 | black | 1" | 50' | 6.75 |

WARNING: Cancer and Reproductive Harm www.P65Warnings.ca.gov.




ThermaShield Tube

Engineered by laminating an aluminized metallic heat shield to a layer of strong, tightly braided fiberglass insulation. Resists UV, gasoline and engine chemicals, and cuts easily with a scissors. RoHS. Temperature range: -60° to 255°C (-76° to 491°F) Melt point 648°C (1,200°F).

| PN | size I.D. | foot per box | lbs per box |
|-----|-----------|--------------|-------------|
| 640 | ⅜" | 100' | 1.86 |
| 630 | ½" | 100' | 2.5 |
| 631 | ⅝" | 100' | 3 |
| 632 | ¾" | 100' | 3.5 |
| 634 | 7⁄8" | 100' | 4.1 |

| PN | size I.D. | foot per box | lbs per box |
|-----|-----------|--------------|-------------|
| 635 | 1" | 100' | 4.5 |
| 636 | 1¼" | 100' | 5.5 |
| 637 | 1½" | 100' | 6.25 |
| 639 | 2" | 50' | 4.5 |

WARNING: Cancer and Reproductive Harm www.P65Warnings.ca.gov.



T6 ThermaShield

Resists gasoline, engine chemicals, cuts, and abrasion, and cuts cleanly with a scissors. Available in pre-cut 4 foot lengths. Temperature range:-60° to 255°C (-76° to 491°F) Melt point: 760°C (1,400°F). UV resistant. RoHS.

| PN | size I.D. | length |
|-----|-----------|-----------|
| 660 | ¼" | 4ft stick |
| 661 | ⅜" | |
| 662 | ½" | |
| 663 | ⅝" | |
| 664 | ¾" | |

| PN | size I.D. | length |
|-----|-----------|-----------|
| 665 | 1" | 4ft stick |
| 666 | 1¼" | |
| 667 | 1½" | |
| 668 | 2" | |

WARNING: Cancer and Reproductive Harm www.P65Warnings.ca.gov.



ThermaShield Convoluted

Made of aluminized fiberglass, these semi-rigid, thick walled 4 ft. sticks are designed to fit over wires or hoses, and bend in any direction needed. Temperature range: -60° to 255°C (-76° to 491°F). Melt point: 648°C (1,200°F). UV resistant. RoHS.

| PN | size I.D. | length | pieces per box |
|------|-----------|-----------|----------------|
| 1601 | ⅜" | 4ft stick | 30 |
| 1602 | ½" | | 25 |
| 1603 | ⅝" | | 20 |
| 1604 | ¾" | | 15 |

| PN | size I.D. | length | pieces per box |
|------|-----------|-----------|----------------|
| 1605 | 7⁄8" | 4ft stick | 12 |
| 1606 | 1" | | 9 |
| 1607 | 1¼" | | 6 |

WARNING: Cancer and Reproductive Harm www.P65Warnings.ca.gov.



Scan for pricing or go to www.delcity.net/catalogpricing

www.delcity.net
info@delcity.net



TECHFLEX
Braided Sleeving Products

ThermaShield Connector Shield

Aluminized fiberglass shields slide over plugs and receptacles and can cut surface heat to a fraction of the unprotected temperature. Temperature range: -60° to 255° C (-76° to 491° F). Maximum temperature: 648°C (1,200°F).

| PN | size I.D. | length | pieces per box |
|------|-----------|--------|----------------|
| 1690 | 1¼" | 3" | 10 |

WARNING: Cancer and Reproductive Harm www.P65Warnings.ca.gov.



TECHFLEX
Braided Sleeving Products

ThermaShield Tape

Aluminized Fiberglass high temperature and EMI/RDI shielding tape features intense heat reflectivity and thermal stability at high temperatures for short periods of time. The tape is made from 1 mil aluminum foil, laminated on 2 mil glass cloth with a silicone adhesive. Temperature range: -60° to 255° C (-76° to 491°F) Maximum temperature: 648°C (1,200°F).

| PN | size I.D. | foot per roll | lbs per roll |
|------|-----------|---------------|--------------|
| 1691 | 1" | 108 ft | 0.5 |
| 1692 | 1½" | | 0.75 |
| 1693 | 2" | | 1.06 |

| PN | size I.D. | foot per roll | lbs per roll |
|------|-----------|---------------|--------------|
| 1694 | 3" | 108 ft | 1.59 |
| 1695 | 4" | | 2.12 |
| 1696 | 6" | | 3.18 |

WARNING: Cancer and Reproductive Harm www.P65Warnings.ca.gov.



TECHFLEX
Braided Sleeving Products

ThermaShield Flat

Its permanent, high temp, adhesive back applies directly to any clean surface, making it the ideal solution for protecting electrical component boxes close to an engine or other heat source. Temperature range: -60° to 255°C (-76° to 491°F) Maximum temperature: 648°C (1,200°F) UV resistant. RoHS.

| PN | size I.D. | foot per box | lbs per box |
|------|-----------|--------------|-------------|
| 1631 | 1" | 100' | 5 |
| 1632 | 1½" | | 5.5 |
| 1633 | 2" | | 6 |
| 1634 | 3" | | 8 |

| PN | size I.D. | foot per box | lbs per box |
|------|-----------|--------------|-------------|
| 1635 | 4" | 100' | 9 |
| 1636 | 5" | | 11 |
| 1637 | 6" | 50' | 8 |
| 1638 | 6 7/8" | | 9 |

WARNING: Cancer and Reproductive Harm www.P65Warnings.ca.gov.



TECHFLEX
Braided Sleeving Products

ThermaShield Wrap

The wrap is designed to fit around existing assemblies and hard to reach components. The adhesive strip will adhere anywhere along the width of the material, which allows you to fit the wrap around odd-shaped connectors and terminations. Temperature range: -60° to 255°C (-76° to 491°F). Maximum temperature: 648°C (1,200°F). UV resistant. RoHS.

| PN | size I.D. | foot per box | lbs per box |
|------|-----------|--------------|-------------|
| 1611 | ½" | 100' | 3 |
| 1612 | ¾" | | 4 |
| 1613 | 1" | | 5.5 |
| 1614 | 1¼" | | 6 |
| 1615 | 1½" | | 7 |

| PN | size I.D. | foot per box | lbs per box |
|------|-----------|--------------|-------------|
| 1616 | 1¾" | 50' | 4 |
| 1617 | 2" | | 4.5 |
| 1618 | 2¼" | | 5 |

WARNING: Cancer and Reproductive Harm www.P65Warnings.ca.gov.




TECHFLEX
Braided Sleeving Products

Silver Foil Wrap

Made from a lightweight aerospace material, and it features a fire resistant adhesive. The foil will reflect at least 95% of radiant energy, and has a minimum temperature drop of 400°F across the film in normal operating temperatures. It is made from 14 mil thick foil, and it meets or exceeds FAA 12 second vertical burn requirement. Maximum Continuous Temperature: 1,050°F (566°C).

| PN | width | length | color | thickness |
|-----|-------|--------|--------|-----------|
| 928 | 28" | 25-ft | silver | 14 mil |

WARNING: Cancer and Reproductive Harm www.P65Warnings.ca.gov.



TECHFLEX
Braided Sleeving Products

Gold Foil Wrap

Techflex's Gold Foil (GRF) is made from a lightweight aerospace foil laminate material. It is a 6 mil thick foil with a fire resistant pressure sensitive adhesive with fiberglass backing. The adhesive meets or exceeds FAA 12-second vertical burn requirement. Gold foil also reflects up to 750°F of radiant heat, and it has a continuous operating temperature of 500°F. Foil has a 70°F gradient temperature drop across normal operating temperatures. Typical applications can include fire walls and engine covers. RoHS compliant. Temperature Range: 500°F (260°C) Max.

| PN | width | length | color | thickness |
|-----|-------|--------|-------|-----------|
| 929 | 28" | 5' | gold | 6 mil |

WARNING: Cancer and Reproductive Harm www.P65Warnings.ca.gov.



Colored Acrylic Coated Fiberglass Sleeving

Tightly braided fiberglass sleeving coated with a dielectric acrylic resin for electrical insulation applications. The sleeving has a Grade A acrylic coating, and is rated up to 7000V. Sleeving cuts cleanly with a scissors. Operating Temperature is rated to NEMA Class F of: -13°F to 311°F (-25°C to 155°C). UL component rated. RoHS.

| PN | color | size I.D. | foot per box | lbs per box | PN | color | size I.D. | foot per box | lbs per box |
|---------|--------|-----------|--------------|-------------|-------|---------|-----------|--------------|-------------|
| 60012 | black | 12 GA | 100' | 0.85 | 64012 | natural | 12 GA | 100' | 0.85 |
| 60010 | | 10 GA | | 0.95 | 64010 | | 10 GA | | 0.95 |
| 60008 | | 8 GA | | 1.12 | 64008 | | 8 GA | | 1.12 |
| 60006 | | 6 GA | | 1.26 | 64006 | | 6 GA | | 1.26 |
| 60004 | | 4 GA | | 1.69 | 64004 | | 4 GA | | 1.69 |
| 60002 | | 2 GA | 1.85 | 64002 | 2 GA | | 1.85 | | |
| 60000 | | 0 GA | 50' | 2.84 | 64000 | | 0 GA | 50' | 2.84 |
| 60038 | | 3/8" | | 3.21 | 64038 | | 3/8" | | 3.21 |
| 60044DL | | 7/16" | | 3.25 | 64044 | | 7/16" | | 3.25 |
| 60050 | | 1/2" | | 3.95 | 64050 | | 1/2" | | 3.95 |
| 60063DL | 5/8" | 5.92 | | 64063 | 5/8" | 5.92 | | | |
| 60075 | 3/4" | 7.83 | 64075 | 3/4" | 7.83 | | | | |
| 60088 | 7/8" | 8.42 | 64088 | 7/8" | 8.42 | | | | |
| 60100 | 1" | 10.14 | 64100 | 1" | 10.14 | | | | |
| 62012 | yellow | 12 GA | 100' | 0.85 | 65012 | red | 12 GA | 100' | 0.85 |
| 62010 | | 10 GA | | 0.95 | 65010 | | 10 GA | | 0.95 |
| 62008 | | 8 GA | | 1.12 | 65008 | | 8 GA | | 1.12 |
| 62006 | | 6 GA | | 1.26 | 65006 | | 6 GA | | 1.26 |
| 62004 | | 4 GA | | 1.69 | 65004 | | 4 GA | | 1.69 |
| 62002 | | 2 GA | 1.85 | 65002 | 2 GA | | 1.85 | | |
| 62000 | | 0 GA | 50' | 2.84 | 65000 | | 0 GA | 50' | 2.84 |
| 62038 | | 3/8" | | 3.21 | 65038 | | 3/8" | | 3.21 |
| 62044 | | 7/16" | | 3.25 | 65044 | | 7/16" | | 3.25 |
| 62050 | | 1/2" | | 3.95 | 65050 | | 1/2" | | 3.95 |
| 62063 | 5/8" | 5.92 | | 65063 | 5/8" | 5.92 | | | |
| 62075 | 3/4" | 7.83 | 65075 | 3/4" | 7.83 | | | | |
| 62088 | 7/8" | 8.42 | 65088 | 7/8" | 8.42 | | | | |
| 62100 | 1" | 10.14 | 65100 | 1" | 10.14 | | | | |

⚠ WARNING: Cancer and Reproductive Harm www.P65Warnings.ca.gov.



Scan for pricing or go to www.delcity.net/catalogpricing

1.800.654.4757
f:1.800.431.1293

Loom Tools



Expandable Tubing Hot Knife

Expandable sleeving should be cut with a hot knife cutting tool or similar heated blade to keep the material fibers together. This bench mount 110V AC tool enables the operator to draw flexible sleeving down across the knife blade under tension.

| PN | description |
|--------|-----------------------------|
| 990070 | expandable tubing hot knife |

⚠ WARNING: Cancer and Reproductive Harm www.P65Warnings.ca.gov.



Heavy-Duty Serrated Edge Scissors

Serrated, angled shears are ideal for cutting clean cut expandable sleeving, metal braided sleeving, stainless steel expandable sleeving, and other sleeving types.

| PN | description |
|--------|-----------------------------------|
| 990099 | heavy-duty serrated edge scissors |

⚠ WARNING: Cancer and Reproductive Harm www.P65Warnings.ca.gov.

Heyco® Liquid Tight



Scan for pricing or go to www.delcity.net/catalogpricing

www.delcity.net
info@delcity.net



Liquid Tight Electrical Tubing

Liquid tight tubing is a made of highly flexible PVC material. It resists corrosion, oil, and water. The tubing is also UV resistant and best used for high vibration and flexing applications such as automotive equipment and tight turn applications. The tubing passes a submersion test of 70 psi. Meets UL, CSA and VW1 requirements. Voltage Rating: 300V. Flammability Rating: VW1. Temperature Rating: -0.4°F to 158°F (-18°C to 70°C).

| PN | I.D. | foot per box | approx lbs per box |
|--------|------|--------------|--------------------|
| 680025 | ¼" | 100' | 7 |
| 680038 | ⅜" | | 9 |
| 680050 | ½" | | 10 |

| PN | I.D. | foot per box | approx lbs per box |
|--------|------|--------------|--------------------|
| 680075 | ¾" | 100' | 13 |
| 680150 | 1½" | 50' | 17 |

⚠ WARNING: Cancer and Reproductive Harm www.P65Warnings.ca.gov.

Liquid Tight Fittings

Liquid tight, NPT hubs are made of nylon 6/6 material and do not require disassembly. To install, simply push liquid tight tubing onto the fitting and tighten the sealing nut. The fitting is also reusable and easily removed by pulling and twisting. Hubs are rated to IP68, and up to 70 psi. Resists salt, water, weak acids, gasoline, alcohol, oil, grease, and other common solvents. Meets UL, CSA, 94V-2 requirements. Flammability Rating: 94V-2. Max Temp: 221°F (105°C).




| PN | I.D. | type |
|------|------|---------------|
| 6002 | ⅜" | straight-thru |
| 6003 | ½" | |
| 6004 | ¾" | |
| 6010 | 1" | |
| 6012 | 1½" | |

| PN | I.D. | type |
|------|------|-----------|
| 6302 | ⅜" | 90° Sweep |
| 6303 | ½" | |
| 6304 | ¾" | |
| 6310 | 1" | |
| 6311 | 1¼" | |
| 6312 | 1½" | |

⚠ WARNING: Cancer and Reproductive Harm www.P65Warnings.ca.gov.

Electrical Tubing Mounting Brackets

Brackets are used for mounting liquid tight tubing securely into place, either vertically or horizontally, and the low profile design saves space. Use fingertip pressure to easily snap into the bracket. The ideal distance between brackets is not greater than 3-ft. The brackets are a nylon 6/6 material that will resist salt, water, weak acids, gasoline, alcohol, oil, grease, and other common solvents. Flammability Rating: 94V-2. Max Temp touching bracket: 221°F (105°C).



| PN | I.D. |
|------|------|
| 6502 | ⅜" |
| 6503 | ½" |

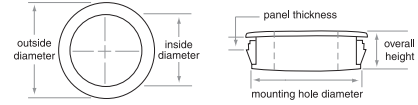
| PN | I.D. |
|------|------|
| 6504 | ¾" |
| 6510 | 1" |

⚠ WARNING: Cancer and Reproductive Harm www.P65Warnings.ca.gov.



Nylon Bushings

Nylon Bushings completely eliminate possible wire, cord or hose abrasion caused by metal cutouts. Bushings are designed to be used on desktops, truck panels and various other work surfaces where abrasion could occur. Bushings feature multiple locking steps that can be snapped into place by hand for panel thicknesses in varying ranges. Flammability Rating: 94V-2. Temperature Range: -0.4°F to 221°F (-18°C to 105°C).



Scan for pricing or go to www.delcity.net/catalogpricing

1.800.654.4757
f:1.800.431.1293

| PN | mounting hole dia. | inside dia. | outside dia. | overall height | panel thickness |
|-------|--------------------|-------------|--------------|----------------|-----------------|
| 5000* | .187" | 1/8" | 1/4" | 15/64" | 1/16" |
| 5002* | .312" | 3/16" | 3/8" | 5/16" | |
| 5004 | .375" | 1/4" | 15/32" | 1 3/32" | 1/8" |
| 5006 | .437" | 5/16" | 17/32" | | |
| 5008 | .500" | 3/8" | 37/64" | | |
| 5010 | .562" | 7/16" | 21/32" | | |
| 5012 | .625" | 1/2" | 23/32" | | |
| 5014 | .687" | 9/16" | 25/32" | | |
| 5015 | .812" | 5/8" | 7/8" | | |
| 5016 | .750" | 5/8" | 27/32" | | |
| 5017 | .875" | 1 1/16" | 6 1/64" | | |
| 5018 | 1.000" | 3/4" | 1 1/8" | | |
| 5020 | 1.093" | 7/8" | 17/32" | 2 9/64" | |
| 5022 | 1.375" | 1" | 11 5/32" | | |
| 5023 | 1.500" | 1 1/8" | 1 5/8" | | |
| 5087 | 1.750" | 1 3/8" | 1 7/8" | | |
| 5088 | 2.000" | 1 3/4" | 2 1/8" | | |

⚠ WARNING: Cancer and Reproductive Harm www.P65Warnings.ca.gov.

* thickness difference
* pkg qty:100

Universal Bushings



5048



5051

| PN | mounting hole dia. | inside dia. | outside dia. | overall height | panel thickness |
|------|--------------------|-------------|--------------|----------------|------------------|
| 5027 | .500" | 1/4" | 5/8" | 3/8" | 1/8" Standard |
| 5036 | .625" | 7/16" | 3/4" | 7/16" | |
| 5024 | .750" | 1/2" | 7/8" | 3/8" | |
| 5037 | .875" | 9/16" | 1" | 7/16" | |
| 5038 | 1.000" | 3/4" | | 7/16" | |
| 5040 | .500" | 1/4" | 5/8" | 1/4" | 1/16" Thin |
| 5042 | .625" | 7/16" | 3/4" | | |
| 5044 | .750" | 1/2" | 7/8" | | |
| 5048 | 1.000" | 3/4" | 1" | 9/16" | 1/4" Thick |
| 5050 | .500" | 1/4" | 5/8" | | |
| 5051 | .625" | 7/16" | 3/4" | | |
| 5083 | .750" | 1/2" | 7/8" | | |
| 5084 | .875" | 9/16" | 1" | | |
| 5085 | 1.000" | 3/4" | | 9/16" | |

⚠ WARNING: Cancer and Reproductive Harm www.P65Warnings.ca.gov.

pkg qty:100



Scan for pricing or go to www.delcity.net/catalogpricing

www.delcity.net
info@delcity.net



5093

Flexible Grommeting

This flexible grommeting protects and insulates wires and cables from chafing against sharp chassis edges. The serrated design is ideal for irregular shaped panel holes. ASTM D-4066 flammability classification 94V-2.

| PN | maximum panel thickness | material | length | color |
|-------|-------------------------|-------------------------|--------|-------|
| 5086 | .125" | nylon 6/6 thick panel | 100' | black |
| 5090 | .187" | | | |
| 5094 | .250" | | | |
| 5097 | .105" | polyethylene thin panel | | |
| 5098 | .164" | | | |
| 5091* | .071" | | | |
| 5092* | .105" | MDS glue filled nylon | 4' | gray |
| 5093 | .062" | | | |
| 5099 | .125" | | | |

⚠ WARNING: Cancer and Reproductive Harm www.P65Warnings.ca.gov.

*adhesive lined



Locking Dome Plugs

Locking Dome Plugs are used to temporarily or permanently close unused panel holes and knockouts. They are made from a Nylon 6/6 material. Dome plugs also have multiple locking steps to cover different panel thicknesses. Plug heads are convex and thin to the edges. Flammability Rating: 94V-2. Temperature Range: -40°F to 221°F (-40°C to 105°C).

| PN | mounting hole dia. | head dia. | overall height | panel thickness |
|------|--------------------|-----------|----------------|-----------------|
| 5053 | .3125" | 3/8" | 1 5/64" | 1/16" |
| 5054 | .375" | 1/2" | 1 3/32" | 1/8" |
| 5055 | .437" | | | |
| 5056 | .500" | 9/16" | | |
| 5057 | .562" | 5/8" | | |
| 5058 | .625" | 3/4" | | |
| 5059 | .687" | | | |
| 5060 | .750" | 1" | | |
| 5061 | .812" | | | |

| PN | mounting hole dia. | head dia. | overall height | panel thickness |
|------|--------------------|-----------|----------------|-----------------|
| 5062 | .875" | 1" | 2 9/64" | 1/8" |
| 5066 | 1.000" | 1 1/4" | | |
| 5067 | 1.125" | | | |
| 5068 | 1.375" | 1 1/2" | | |
| 5069 | 1.500" | 1 3/4" | | |
| 5071 | 2.000" | 2 1/4" | | |

pkg qty:100

⚠ WARNING: Cancer and Reproductive Harm www.P65Warnings.ca.gov.



Break-Thru Dome Plugs

Break-Thru Dome plugs are made from both a nylon and elastomer. It has a liquid tight IP67/68 rating. Use your hands to easily snap locking steps into the panel. The plug will withstand up to 35 pounds of push back force. Temperature Range: -40°F to 212°F (-40°C to 100°C).

| PN | mounting hole dia. | head dia. | overall height | panel thickness |
|------|--------------------|-----------|----------------|-----------------|
| 5072 | .500" | 1" | 1/3" | 1/16" |
| 5074 | .625" | | | |
| 5076 | .750" | 1 1/4" | | |

| PN | mounting hole dia. | head dia. | overall height | panel thickness |
|------|--------------------|-----------|----------------|-----------------|
| 5078 | .875" | 1 1/4" | 1/3" | 1/16" |
| 5080 | 1.000" | 1 3/8" | | |

⚠ WARNING: Cancer and Reproductive Harm www.P65Warnings.ca.gov.



5907 (Front)



5907 (Back)

Heyco Rubber Push-In Bumpers

Heyco Rubber Push-In Bumpers are designed for through hole protection and fit snugly into the opening to prevent the entry of air and liquid. Simply push the stem into a hole for quick installation. These bumpers are commonly used as feet on instruments and bench-top equipment to keep them from sliding. They're also good as spacers between sheets of material.

| PN | heyco PN | mounting hole dia. | base height | max. thickness |
|------|----------|--------------------|-------------|----------------|
| 5904 | G2004 | .156" | .38" | .031" |
| 5905 | G2007 | .156" | .50" | .109" |
| 5906 | G2006 | .177" | .33" | .059" |
| 5907 | G2016 | .218" | .41" | .093" |

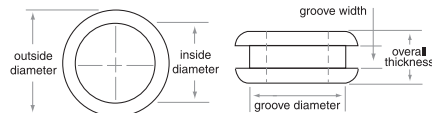
| PN | heyco PN | mounting hole dia. | base height | max. thickness |
|------|----------|--------------------|-------------|----------------|
| 5908 | G2020 | .250" | .50" | .047" |
| 5909 | G2024 | .250" | .50" | .062" |
| 5910 | G2031 | .281" | .56" | .078" |
| 5911 | G2039 | .328" | .85" | .094" |

⚠ WARNING: Cancer and Reproductive Harm www.P65Warnings.ca.gov.



Rubber Grommets

Material is styrene butadiene rubber (SBR) and is black in color. Select specific groove width and locate other pertinent dimensions provided in the chart. **PLEASE NOTE: Groove diameter is the size of hole needed to snap a grommet into for the best fit.**



| PN | inside dia. | groove dia. | outside dia. | overall thickness |
|---------------------------|-------------|-------------|--------------|-------------------|
| 3/64" groove width | | | | |
| 5100* | 3/16" | 1/2" | 1 1/16" | 1/4" |
| 1/16" groove width | | | | |
| 5102DL* | 1/8" | 1/4" | 1 1/32" | 3/16" |
| 5103* | 5/32" | 1/4" | 3/8" | 3/16" |
| 5203* | 5/32" | 1/4" | 7/16" | 3/8" |
| 5303* | 3/16" | 5/16" | 1 3/32" | 7/32" |
| 5104* | 3/16" | 5/16" | 7/16" | 3/16" |
| 5105* | 3/16" | 5/16" | 1/2" | 1/4" |
| 5106* | 1/4" | 3/8" | 9/16" | 1/4" |
| 5107* | 1/4" | 7/16" | 5/8" | 3/16" |
| 5108* | 5/16" | 7/16" | 9/16" | 3/16" |
| 5110* | 5/16" | 9/16" | 1 3/16" | 5/16" |
| 5112* | 3/8" | 1/2" | 5/8" | 1/4" |
| 5114* | 3/8" | 5/8" | 7/8" | 5/16" |
| 5116* | 7/16" | 9/16" | 3/4" | 1/4" |
| 5120 | 1/2" | 1 3/16" | 1 1/16" | 5/16" |
| 5121 | 1/2" | 1 1/4" | 1 1/2" | 1/4" |
| 5122 | 9/16" | 1 3/16" | 1 1/16" | 5/16" |
| 5124* | 5/8" | 7/8" | 1 1/8" | 5/16" |
| 5126 | 3/4" | 7/8" | 1 1/8" | 9/32" |
| 5128 | 3/4" | 1 1/16" | 1 3/8" | 3/8" |
| 5129 | 3/4" | 1 7/16" | 1 11/16" | 3/8" |
| 5130 | 7/8" | 1 1/4" | 1 5/8" | 7/16" |
| 5132 | 1" | 1 3/8" | 1 3/4" | 7/16" |
| 5133 | 1 1/4" | 1 1/2" | 1 7/8" | 1 1/32" |
| 5134 | 1 1/2" | 1 3/4" | 2 1/8" | 7/16" |
| 5136 | 2 1/8" | 2 1/2" | 2 7/8" | 7/16" |
| 5137 | 2 1/2" | 2 3/4" | 3 | 5/16" |
| 3/32" groove width | | | | |
| 5140* | 1/8" | 3/8" | 1/2" | 5/16" |
| 5142* | 3/16" | 9/32" | 7/16" | 7/32" |
| 5144* | 1/4" | 3/8" | 1/2" | 1/4" |
| 5146* | 5/16" | 7/16" | 5/8" | 5/16" |
| 5148* | 1/2" | 3/4" | 7/8" | 1 1/32" |
| 1/8" groove width | | | | |
| 5149* | 1/8" | 5/16" | 7/16" | 1/4" |
| 5150* | 3/16" | 5/16" | 7/16" | 1/4" |
| 5152* | 1/4" | 3/8" | 1/2" | 9/32" |
| 5153* | 1/4" | 7/16" | 5/8" | 1/4" |
| 5253* | 5/16" | 9/16" | 1 3/16" | 3/8" |
| 5353 | 3/8" | 1/2" | 5/8" | 5/16" |
| 5154 | 3/8" | 1 1/32" | 3/4" | 1/2" |
| 5156* | 3/8" | 5/8" | 7/8" | 3/8" |
| 5118* | 7/16" | 1 1/16" | 1 5/16" | 5/16" |
| 5158 | 1/2" | 3/4" | 1" | 1/2" |
| 5159 | 1/2" | 1 3/16" | 1 1/16" | 3/8" |

* min qty:100; all others min qty:10

| PN | inside dia. | groove dia. | outside dia. | overall thickness |
|--------------------------------|-------------|-------------|--------------|-------------------|
| 1/8" groove width cont. | | | | |
| 5160 | 5/8" | 7/8" | 1 1/8" | 3/8" |
| 5162 | 1 1/16" | 1" | 1 5/16" | 7/16" |
| 5163 | 3/4" | 1" | 1 3/16" | 3/8" |
| 5164 | 3/4" | 1 1/16" | 1 3/8" | 7/16" |
| 5166 | 7/8" | 1 1/4" | 1 5/8" | 1/2" |
| 5168 | 1" | 1 3/8" | 1 3/4" | 1/2" |
| 5169 | 1 5/16" | 1 5/8" | 2 | 7/16" |
| 5170 | 1 1/2" | 1 3/4" | 2 1/8" | 1/2" |
| 5171 | 1 3/4" | 2 | 2 3/8" | 3/8" |
| 5172 | 2 1/8" | 2 1/2" | 2 7/8" | 7/16" |
| 3/16" groove width | | | | |
| 5180* | 1/4" | 7/16" | 5/8" | 5/16" |
| 5181 | 3/16" | 5/16" | 7/16" | 5/16" |
| 5182 | 3/8" | 5/8" | 7/8" | 7/16" |
| 5184 | 1/2" | 1 3/16" | 1 1/16" | 7/16" |
| 5183 | 5/8" | 7/8" | 1 1/8" | 7/16" |
| 5283 | 3/4" | 1" | 1 1/4" | 9/16" |
| 5186 | 7/8" | 1 1/4" | 1 5/8" | 9/16" |
| 5286 | 1" | 1 1/4" | 1 1/2" | 7/16" |
| 5187 | 1" | 1 3/8" | 1 3/4" | 9/16" |
| 5188 | 1 1/2" | 1 3/4" | 2 1/8" | 9/16" |
| 5189 | 1 5/8" | 2 | 2 1/4" | 3/4" |
| 1/4" groove width | | | | |
| 5201 | 3/16" | 5/16" | 5/16" | 3/8" |
| 5202 | 1/4" | 7/16" | 5/8" | 3/8" |
| 5208 | 5/16" | 9/16" | 1 3/16" | 1/2" |
| 5204 | 3/8" | 5/8" | 7/8" | 1/2" |
| 5205 | 1/2" | 1 3/16" | 1 1/16" | 1/2" |
| 5206 | 5/8" | 7/8" | 1 1/8" | 1/2" |
| 5207 | 1 1/16" | 1 | 1 5/16" | 9/16" |
| 5192 | 3/4" | 1 1/16" | 1 3/8" | 9/16" |
| 5193 | 7/8" | 1 1/4" | 1 5/8" | 5/8" |
| 5194 | 1" | 1 3/8" | 1 3/4" | 5/8" |
| 5195 | 1 1/4" | 1 1/2" | 1 3/4" | 1/2" |
| 5295 | 1 1/4" | 1 1/2" | 2" | 1 9/31" |
| 5196 | 1 1/2" | 1 3/4" | 2" | 1/2" |
| 5197 | 1 1/2" | 1 3/4" | 2 1/8" | 5/8" |
| 5198 | 1 3/4" | 2" | 2 1/2" | 1 1/25" |
| 5199 | 2" | 2 1/2" | 3" | 9/16" |
| 5200 | 2 1/2" | 2 3/4" | 3 3/8" | 1/2" |
| 3/8" groove width | | | | |
| 5300 | 1 1/2" | 1 3/4" | 2 1/8" | 3/4" |
| 5302 | 2 1/4" | 2 1/2" | 3" | 3/4" |
| 1/2" groove width | | | | |
| 5402 | 1 3/4" | 2" | 2 2/5" | 3/4" |

WARNING: Cancer and Reproductive Harm
www.P65Warnings.ca.gov.



Scan for pricing or go to www.delcity.net/catalogpricing

1.800.654.4757
f:1.800.431.1293

Heyco® Liquid Tight Strain Relief Cord Connectors

These cord connectors are used to secure a power supply cord to a piece of electrical equipment. They provide a liquid-tight seal on your power cord entry and reduce wire stress at connection point. Designed with vibration-proof protection up to 70 psi. Internationally approved to UL, CSA, VDE and SVE specifications. Seal meets IP68 requirements and is suitable for NEMA 4 and 6 connectors. Manufactured from nylon material with a TPE gland seal to help resist dust, salt water, weak acids, weak alkalis, alcohol, ester, ketone, ether, benzene, gas, mineral and animal and vegetable oils. NPT (National Pipe Thread) is the North American standard. PG is the European standard. Operating temp: -30°C to 100°C (-22°F to 212°F).



Scan for pricing or go to www.delcity.net/catalogpricing

www.delcity.net
info@delcity.net

Heyco® Original Series-35 Liquid Tight Cordgrips



Straight-Thru, NPT Hubs

| PN | size | diameter range | max hole clearance | overall length | Heyco PN |
|--------|------|----------------|--------------------|----------------|----------|
| 3638 | 3/8" | .069" - .187" | .670" | 1.49" | 3458 |
| 2638 | | .115" - .312" | | | 3228 |
| 2612 | 1/2" | .170" - .450" | .875" | 1.72" | 3231 |
| 3612 | | .230" - .546" | | | 3200 |
| 3634 | 3/4" | .250" - .485" | 1.068" | 1.97" | 3460 |
| 2634DL | | .450" - .709" | | | 3234 |
| 2601 | 1" | .590" - 1.000" | 1.350" | 2.42" | 8437 |

* Nuts sold separately

Straight-Thru, PG Hubs

| PN | size (PG#) | diameter range | max hole clearance | overall length | Heyco PN |
|------|------------|----------------|--------------------|----------------|----------|
| 3651 | (7) | .064" - .210" | .492" | 1.17" | 3444 |
| 3650 | 3/8"(9) | .069" - .187" | .599" | 1.30" | 3446 |
| 2650 | | .181" - .312" | | | 3210 |
| 3652 | (11) | .069" - .260" | .733" | 1.46" | 3448 |
| 2652 | | .230" - .395" | | | 3213 |
| 2653 | 1/2"(13.5) | .170" - .450" | .804" | 1.53" | 3216 |
| 2654 | (16) | .230" - .546" | .886" | 1.66" | 3219 |
| 3656 | 3/4"(21) | .250" - .485" | 1.115" | 1.87" | 3454 |
| 2656 | | .450" - .709" | | | 3222 |
| 2659 | 1"(29) | .590" - .990" | 1.470" | 2.23" | 3225 |

* Nuts sold separately

WARNING: Cancer and Reproductive Harm
www.P65Warnings.ca.gov



Heyco® Tite Liquid Tight Cordgrips

Straight-Thru, NPT Hubs with Integral Sealing Ring

| PN | size | diameter range | max hole clearance | overall length | Heyco PN |
|------|--------|----------------|--------------------|----------------|----------|
| 3614 | 1/4" | .065" - .210" | .540" | 1.29" | M4514 |
| 3014 | | .115" - .250" | | | M4516 |
| 3001 | 1" | .490" - .785" | 1.326" | 2.41" | M8439 |
| 3644 | 1 1/4" | .787" - 1.020" | 1.680" | 2.69" | M4522 |
| 2644 | | .865" - 1.260" | | | M4524 |

* Nuts sold separately

WARNING: Cancer and Reproductive Harm
www.P65Warnings.ca.gov



Pigtail, NPT Hubs

| PN | size | diameter range | max hole clearance | overall length | Heyco PN |
|------|------|----------------|--------------------|----------------|----------|
| 2738 | 3/8" | .181" - .312" | .670" | 2.97" | 3254 |
| 2712 | 1/2" | .170" - .470" | .875" | 4.09" | 3251 |
| 3712 | | .230" - .546" | | 4.54" | 3266 |
| 3734 | 3/4" | .250" - .485" | 1.068" | 5.14" | 3462 |
| 2734 | | .450" - .709" | | | 3239 |

* Nuts sold separately

Pigtail, PG Hubs

| PN | size (PG#) | diameter range | max hole clearance | overall length | Heyco PN |
|------|------------|----------------|--------------------|----------------|----------|
| 2751 | (7) | .114" - .250" | .492" | 2.44" | 3237 |
| 2750 | (9) | .181" - .312" | .599" | 2.77" | 3240 |
| 2753 | (13.5) | .170" - .450" | .804" | 3.88" | 3246 |
| 2756 | (21) | .450" - .709" | 1.115" | 5.03" | 3245 |

WARNING: Cancer and Reproductive Harm
www.P65Warnings.ca.gov



Heyco® Nylon Locknuts NPT Thread

NPT Thread-Straight NPS Threads for use with NPT Threaded Fittings

| PN | size | mates with | Heyco PN |
|--------|--------|-----------------------|----------|
| 2615 | 1/4" | 3614/3014 | M9142 |
| 2639 | 3/8" | 2638/3638/2738/3738 | H8461 |
| 2613 | 1/2" | 2612/3612/2712/3712 | H8463 |
| 2635 | 3/4" | 2634DL/3634/2734/3734 | H8465 |
| 2602DL | 1" | 2601/3001 | H8467 |
| 2645 | 1 1/4" | 3644/2644 | M9144 |

WARNING: Cancer and Reproductive Harm
www.P65Warnings.ca.gov



Heyco® Sealing Washers

| PN | size | Heyco PN | PN | size | Heyco PN |
|------|------|----------|------|--------|----------|
| 3615 | 1/4" | 3258 | 3635 | 3/4" | 3261 |
| 3639 | 3/8" | 3259 | 3602 | 1" | 3262 |
| 3613 | 1/2" | 3260 | 3645 | 1 1/4" | 3264 |

WARNING: Cancer and Reproductive Harm
www.P65Warnings.ca.gov



INFORMATION

Melting Point:
265°C (509°F)

Brittleness Temperature:
-112°C (-169°F)
at 2% water

Standard Cable Ties

Meet UL94V-2 Flammability Classification. RoHS. Operating temperature: up to 85°C (185°F).

natural nylon

| PN | approx. length | approx. width | loop tensile strength | max. dia. | pkg. qty. |
|--------|----------------|---------------|-----------------------|----------------------------------|-----------|
| 972203 | 4" | .100" | 18 lbs | 1 ³ / ₁₆ " | 100 |
| 9722 | 4" | .100" | 18 lbs | 1 ³ / ₁₆ " | 1000 |
| 972603 | 6" | .140" | 45 lbs | 1 ³ / ₈ " | 100 |
| 9726 | 6" | .140" | 45 lbs | 1 ³ / ₈ " | 1000 |
| 972803 | 8" | .170" | 75 lbs | 2" | 100 |
| 9728 | 8" | .170" | 75 lbs | 2" | 1000 |
| 973003 | 11" | .170" | 75 lbs | 3" | 100 |
| 9730 | 11" | .170" | 75 lbs | 3" | 1000 |
| 973203 | 14" | .170" | 75 lbs | 4" | 100 |
| 9732 | 14" | .170" | 75 lbs | 4" | 1000 |

UV-resistant black nylon

| PN | approx. length | approx. width | loop tensile strength | max. dia. | pkg. qty. |
|--------|----------------|---------------|-----------------------|----------------------------------|-----------|
| 962303 | 4" | .100" | 18 lbs | 1 ³ / ₁₆ " | 100 |
| 9623 | 4" | .100" | 18 lbs | 1 ³ / ₁₆ " | 1000 |
| 962703 | 6" | .140" | 45 lbs | 1 ³ / ₈ " | 100 |
| 9627 | 6" | .140" | 45 lbs | 1 ³ / ₈ " | 1000 |
| 962903 | 8" | .170" | 75 lbs | 2" | 100 |
| 9629 | 8" | .170" | 75 lbs | 2" | 1000 |
| 963103 | 11" | .170" | 75 lbs | 3" | 100 |
| 9631 | 11" | .170" | 75 lbs | 3" | 1000 |
| 963303 | 14" | .170" | 75 lbs | 4" | 100 |
| 9633 | 14" | .170" | 75 lbs | 4" | 1000 |



Scan for pricing or go to www.delcity.net/catalogpricing

1.800.654.4757
f:1.800.431.1293

WARNING: Cancer and Reproductive Harm www.P65Warnings.ca.gov.

Light Duty Cable Ties

Meets UL94V-2 Flammability Classification. Operating Temperature: up to 85°C (185°F)

UV-resistant black nylon

| PN | approx. length | approx. width | loop tensile strength | max. dia. | pkg. qty. |
|--------|----------------|---------------|-----------------------|---------------------------------|-----------|
| 962700 | 6" | 0.100" | 18 lbs | 1 ³ / ₈ " | 100 |
| 962701 | 8" | 0.100" | 18 lbs | 2" | 100 |

UV-resistant black nylon

| PN | approx. length | approx. width | loop tensile strength | max. dia. | pkg. qty. |
|------|----------------|---------------|-----------------------|---------------------------------|-----------|
| 9729 | 6" | 0.100" | 18 lbs | 1 ³ / ₈ " | 1000 |
| 9638 | 8" | 0.100" | 18 lbs | 2" | 1000 |

WARNING: Cancer and Reproductive Harm www.P65Warnings.ca.gov.



Low Profile Cable Ties

Reduced head height allows for a parallel tail insertion, providing a perfectly round installation with no angles. Perfect for cable bundles or hoses. Operating temperature: up to 85°C (185°F)

natural nylon

| PN | approx. length | approx. width | loop tensile strength | max. dia. | pkg. qty. |
|--------|----------------|---------------|-----------------------|-----------|-----------|
| 994203 | 8" | .18" | 50 lbs | 2" | 100 |
| 9942 | 8" | .18" | 50 lbs | 2" | 1000 |
| 994403 | 11" | .18" | 50 lbs | 3" | 100 |

UV-resistant black nylon

| PN | approx. length | approx. width | loop tensile strength | max. dia. | pkg. qty. |
|--------|----------------|---------------|-----------------------|-----------|-----------|
| 994303 | 8" | .18" | 50 lbs | 2" | 100 |
| 9943 | 8" | .18" | 50 lbs | 2" | 1000 |
| 994503 | 11" | .18" | 50 lbs | 3" | 100 |
| 9945 | 11" | .18" | 50 lbs | 3" | 1000 |

WARNING: Cancer and Reproductive Harm www.P65Warnings.ca.gov.



Heavy-duty Cable Ties

Meets UL94-V2 Flammability Classification. Operating temperature: -40°C to 85°C (-40°F to 185°F).

natural nylon

| PN | approx. length | approx. width | loop tensile strength | max. dia. | pkg. qty. |
|------|----------------------------------|---------------|-----------------------|----------------------------------|-----------|
| 9734 | 8" | .300" | 120 lbs | 2" | 100 |
| 9736 | 15 ¹ / ₂ " | .350" | 175 lbs | 4" | 100 |
| 9738 | 18" | .350" | 175 lbs | 5" | 100 |
| 9740 | 21" | .350" | 175 lbs | 6" | 100 |
| 9742 | 30" | .350" | 175 lbs | 9" | 50 |
| 9744 | 36" | .350" | 175 lbs | 10 ¹ / ₂ " | 50 |
| 9748 | 48" | .350" | 175 lbs | 14 ¹ / ₂ " | 50 |

UV-resistant black nylon

| PN | approx. length | approx. width | loop tensile strength | max. dia. | pkg. qty. |
|------|----------------------------------|---------------|-----------------------|----------------------------------|-----------|
| 9635 | 8" | .300" | 120 lbs | 2" | 100 |
| 9637 | 15 ¹ / ₂ " | .350" | 175 lbs | 4" | 100 |
| 9639 | 18" | .350" | 175 lbs | 5" | 100 |
| 9641 | 21" | .350" | 175 lbs | 6" | 100 |
| 9643 | 30" | .350" | 175 lbs | 9" | 50 |
| 9645 | 36" | .350" | 175 lbs | 10 ¹ / ₂ " | 50 |
| 9649 | 48" | .350" | 175 lbs | 14 ¹ / ₂ " | 50 |

WARNING: Cancer and Reproductive Harm www.P65Warnings.ca.gov.



Self-Cutting Cable Ties

A small cutting blade integrated into the head of each tie ensures a tight lock and quick, clean cut. Operating temperature: up to 85°C (185°F)

UV-resistant black nylon

| PN | approx. length | approx. width | loop tensile strength | max. dia. | pkg. qty. |
|------|----------------|---------------|-----------------------|-----------|-----------|
| 9910 | 8" | 0.163" | 50 lbs | 2" | 100 |
| 9912 | 11" | | | 3" | |

UV-resistant black nylon

| PN | approx. length | approx. width | loop tensile strength | max. dia. | pkg. qty. |
|------|----------------|---------------|-----------------------|-----------|-----------|
| 9914 | 14" | 0.163" | 50 lbs | 4" | 100 |

WARNING: Cancer and Reproductive Harm www.P65Warnings.ca.gov.





Scan for pricing or go to www.delcity.net/catalogpricing

www.delcity.net
info@delcity.net



Extreme Temperature Cable Ties

Extreme Temperature Cable Ties are specifically designed to perform in a harsh environment application. Enhanced UV protection and are UL listed for indoor and outdoor applications from -20°C to 85°C (-4°F to 185°F). Maintain their properties down to -40°C (-40°F).

UV-resistant black nylon

| PN | approx. length | approx. width | loop tensile strength | max. dia. | pkg. qty. |
|------|----------------|---------------|-----------------------|-----------|-----------|
| 9900 | 8" | .18" | 50 lbs | 2" | 100 |
| 9902 | 11" | .18" | 50 lbs | 3" | 100 |

UV-resistant black nylon

| PN | approx. length | approx. width | loop tensile strength | max. dia. | pkg. qty. |
|------|----------------|---------------|-----------------------|-----------|-----------|
| 9904 | 14" | .18" | 50 lbs | 4" | 100 |

⚠ WARNING: Cancer and Reproductive Harm www.P65Warnings.ca.gov.

Standard Colored Cable Ties

Meets UL94V-2 Flammability Classification. Operating temperature: up to 85°C (up to 185°F).

red

| PN | approx. length | approx. width | loop tensile strength | max. dia. | pkg. qty. |
|--------|----------------|---------------|-----------------------|-------------------|-----------|
| 9341 | 6" | .140" | 30 lbs | 1 $\frac{3}{8}$ " | 100 |
| 934103 | 6" | .140" | 40 lbs | 1.38" | 100 |
| 934203 | 8" | .181" | 50 lbs | 1.97" | 100 |
| 9343 | 11" | .170" | 75 lbs | 3" | 100 |
| 934303 | 11" | .181" | 50 lbs | 2.95" | 100 |
| 9344 | 14" | .170" | 75 lbs | 4" | 100 |
| 934403 | 14" | .181" | 50 lbs | 4.02" | 100 |

yellow

| PN | approx. length | approx. width | loop tensile strength | max. dia. | pkg. qty. |
|--------|----------------|---------------|-----------------------|-----------|-----------|
| 935603 | 6" | .140" | 40 lbs | 1.38" | 100 |
| 9357 | 8" | .170" | 75 lbs | 2" | 100 |
| 935703 | 8" | .181" | 50 lbs | 1.97" | 100 |
| 9358 | 11" | .170" | 75 lbs | 3" | 100 |
| 935803 | 11" | .181" | 50 lbs | 2.95" | 100 |
| 935903 | 14" | .181" | 50 lbs | 4.02" | 100 |

green

| PN | approx. length | approx. width | loop tensile strength | max. dia. | pkg. qty. |
|--------|----------------|---------------|-----------------------|-----------|-----------|
| 935103 | 6" | .140" | 40 lbs | 1.38" | 100 |
| 9352 | 8" | .170" | 75 lbs | 2" | 100 |
| 935203 | 8" | .181" | 50 lbs | 1.97" | 100 |
| 9353 | 11" | .170" | 75 lbs | 3" | 100 |
| 935303 | 11" | .181" | 50 lbs | 2.95" | 100 |
| 9354 | 14" | .170" | 75 lbs | 4" | 100 |
| 935403 | 14" | .181" | 50 lbs | 4.02" | 100 |

purple

| PN | approx. length | approx. width | loop tensile strength | max. dia. | pkg. qty. |
|--------|----------------|---------------|-----------------------|-----------|-----------|
| 937103 | 6" | .140" | 40 lbs | 1.38" | 100 |
| 9372 | 8" | .170" | 75 lbs | 2" | 100 |
| 937203 | 8" | .181" | 50 lbs | 1.97" | 100 |
| 9373 | 11" | .170" | 75 lbs | 3" | 100 |
| 937303 | 11" | .181" | 50 lbs | 2.95" | 100 |
| 937403 | 14" | .181" | 50 lbs | 4.02" | 100 |

orange

| PN | approx. length | approx. width | loop tensile strength | max. dia. | pkg. qty. |
|--------|----------------|---------------|-----------------------|-------------------|-----------|
| 9366 | 6" | .140" | 30 lbs | 1 $\frac{3}{8}$ " | 100 |
| 9367 | 8" | .170" | 75 lbs | 2" | 100 |
| 9368 | 11" | .170" | 75 lbs | 3" | 100 |
| 9369 | 14" | .170" | 75 lbs | 4" | 100 |
| 936603 | 6" | .140" | 40 lbs | 1.38" | 100 |
| 936703 | 8" | .181" | 50 lbs | 1.97" | 100 |
| 936803 | 11" | .181" | 50 lbs | 2.95" | 100 |
| 936903 | 14" | .181" | 50 lbs | 4.02" | 100 |

NEW blue

| PN | approx. length | approx. width | loop tensile strength | max. dia. | pkg. qty. |
|--------|----------------|---------------|-----------------------|-----------|-----------|
| 934603 | 6" | .140" | 40 lbs | 1.38" | 100 |
| 934703 | 8" | .181" | 50 lbs | 1.97" | 100 |
| 934803 | 11" | .181" | 50 lbs | 2.95" | 100 |
| 934903 | 14" | .181" | 50 lbs | 4.02" | 100 |

⚠ WARNING: Cancer and Reproductive Harm www.P65Warnings.ca.gov.

Metal Pawl Precision Cable Ties

Cable ties with metal pawls are designed to accurately adjust to any point on the body of the tie, allowing for a level of precision not possible with traditional ties.

natural nylon

| PN | approx. length | approx. width | loop tensile strength | max. dia. | pkg. qty. |
|--------|----------------|---------------|-----------------------|-----------------|-----------|
| 999003 | 4" | 0.100" | 18 lbs | $\frac{5}{8}$ " | 100 |
| 9990 | 4" | 0.100" | 18 lbs | $\frac{5}{8}$ " | 1000 |
| 999203 | 7" | 0.190" | 50 lbs | 2" | 100 |
| 9992 | 7" | 0.190" | 50 lbs | 2" | 1000 |
| 999403 | 11" | 0.190" | 50 lbs | 3" | 100 |
| 9994 | 11" | 0.190" | 50 lbs | 3" | 1000 |
| 999603 | 14" | 0.190" | 50 lbs | 4" | 100 |
| 9996 | 14" | 0.190" | 50 lbs | 4" | 1000 |

UV-resistant black nylon

| PN | approx. length | approx. width | loop tensile strength | max. dia. | pkg. qty. |
|--------|----------------|---------------|-----------------------|-----------------|-----------|
| 999103 | 4" | 0.100" | 18 lbs | $\frac{5}{8}$ " | 100 |
| 9991 | 4" | 0.100" | 18 lbs | $\frac{5}{8}$ " | 1000 |
| 999303 | 7" | 0.190" | 50 lbs | 2" | 100 |
| 9993 | 7" | 0.190" | 50 lbs | 2" | 1000 |
| 999503 | 11" | 0.190" | 50 lbs | 3" | 100 |
| 9995 | 11" | 0.190" | 50 lbs | 3" | 1000 |
| 999703 | 14" | 0.190" | 50 lbs | 4" | 100 |
| 9997 | 14" | 0.190" | 50 lbs | 4" | 1000 |

⚠ WARNING: Cancer and Reproductive Harm www.P65Warnings.ca.gov.



HellermannTyton Cable Ties

Meets UL94V-2 Flammability Classification.

Operating temperature: 40°C to 85°C (40°F to 185°F), UL Listed.

| PN | MFG PN | color | length | width | min. tensile strength | max. bundle | pkg. qty. | | | | | | |
|--------|----------|---------|--------|--------|-----------------------|-------------|-----------|--------|-------|---------|--------|-------|-----|
| 918103 | T18R9C2 | natural | 4" | .10" | 18 lbs | .87" | 100 | | | | | | |
| 9181 | T18R9M4 | | 1000 | | | | | | | | | | |
| 918603 | T18I9C2 | | 100 | | | | | | | | | | |
| 9186 | T18I9M4 | | 1000 | | | | | | | | | | |
| 918803 | T18L9C2 | | 100 | | | | | | | | | | |
| 9188 | T18L9M4 | | 1000 | | | | | | | | | | |
| 918003 | T18S0C2 | black | 3.27" | .09" | 18 lbs | .63" | 100 | | | | | | |
| 9180 | T18S0M4 | | 1000 | | | | | | | | | | |
| 918203 | T18R0C2 | | 4" | | | | .10" | 30 lbs | .87" | 100 | | | |
| 9182 | T18R0M4 | | 1000 | | | | | | | | | | |
| 918703 | T18I0C2 | | 5.51" | | | | | | | .14" | 40 lbs | 1.38" | 100 |
| 9187 | T18I0M4 | | 1000 | | | | | | | | | | |
| 9192 | T18L0C2 | 8" | .18" | 50 lbs | 2.17" | 100 | | | | | | | |
| 919203 | T18L0M4 | 1000 | | | | | | | | | | | |
| 930103 | T30R9C2 | natural | | | | 5.9" | .14" | 30 lbs | 1.38" | | | | 100 |
| 9301 | T30R9M4 | | | | | 1000 | | | | | | | |
| 930303 | T30L9C2 | | | | | 7.48" | | | | .16" | 40 lbs | 1.97" | 100 |
| 9303 | T30L9M4 | | | | | 1000 | | | | | | | |
| 930503 | T30LL9C2 | | 11.42" | .18" | 50 lbs | 3.15" | | | | | | | 100 |
| 9305 | T30LL9M4 | | 1000 | | | | | | | | | | |
| 930703 | T30XL9C2 | 14.37" | .20" | | | | 60 lbs | 4.13" | 100 | | | | |
| 9307 | T30XL9M4 | 1000 | | | | | | | | | | | |
| 930203 | T30R0C2 | 5.9" | | | | | | | .22" | 70 lbs | 1.38" | 100 | |
| 9302 | T30R0M4 | 1000 | | | | | | | | | | | |
| 930403 | T30L0C2 | 7.48" | | .24" | 80 lbs | 1.97" | | | | | | 100 | |
| 9304 | T30L0M4 | 1000 | | | | | | | | | | | |
| 930603 | T30LL0C2 | 11.42" | .26" | | | | 90 lbs | 3.15" | | | | 100 | |
| 9306 | T30LL0M4 | 1000 | | | | | | | | | | | |
| 930803 | T30XL0C2 | 14.37" | | | | | | | .28" | 100 lbs | 4.13" | 100 | |
| 9308 | T30XL0M4 | 1000 | | | | | | | | | | | |
| 943103 | T40R9C2 | natural | | 8.27" | .16" | 40 lbs | | | | | | 2.2" | 100 |
| 9431 | T40R9M4 | | | 1000 | | | | | | | | | |
| 943503 | T40I9C2 | | 11.42" | .18" | | | 50 lbs | 3.15" | | | | | 100 |
| 9435 | T40I9M4 | | 1000 | | | | | | | | | | |
| 943703 | T40L9C2 | | 14.4" | | | | | | .20" | 60 lbs | 4.13" | | 100 |
| 9437 | T40L9M4 | | 1000 | | | | | | | | | | |
| 943303 | T40R0C2 | 8.27" | .22" | | 70 lbs | 2.2" | | | | | | 100 | |
| 9433 | T40R0M4 | 1000 | | | | | | | | | | | |
| 943603 | T40I0C2 | 11.42" | | .24" | | | 80 lbs | 3.15" | | | | 100 | |
| 9436 | T40I0M4 | 1000 | | | | | | | | | | | |
| 943803 | T40L0C2 | 14.4" | | | | | | | .26" | 90 lbs | 4.13" | 100 | |
| 9438 | T40L0M4 | 1000 | | | | | | | | | | | |
| 952003 | T50S9C2 | natural | 5.9" | | .18" | 50 lbs | | | | | | 1.38" | 100 |
| 9520 | T50S9M4 | | 1000 | | | | | | | | | | |
| 952203 | T50R9C2 | | 7.9" | .20" | | | 60 lbs | 1.97" | | | | | 100 |
| 9522 | T50R9M4 | | 1000 | | | | | | | | | | |
| 952503 | T50I9C2 | | 11.8" | | | | | | .22" | 70 lbs | 3.2" | | 100 |
| 9525 | T50I9M4 | | 1000 | | | | | | | | | | |
| 952703 | T50L9C2 | 15.35" | .24" | | 80 lbs | 4.3" | | | | | | 100 | |
| 9527 | T50L9M4 | 1000 | | | | | | | | | | | |
| 952103 | T50S0C2 | 5.9" | | .26" | | | 90 lbs | 1.38" | | | | 100 | |
| 9521 | T50S0M4 | 1000 | | | | | | | | | | | |
| 952403 | T50R0C2 | 7.9" | | | | | | | .28" | 100 lbs | 1.97" | 100 | |
| 9524 | T50R0M4 | 1000 | | | | | | | | | | | |
| 952603 | T50I0C2 | 11.8" | .30" | | 110 lbs | 3.2" | | | | | | 100 | |
| 9526 | T50I0M4 | 1000 | | | | | | | | | | | |
| 952903 | T50L0C2 | 15.35" | | .32" | | | 120 lbs | 4.3" | | | | 100 | |
| 9529 | T50L0M4 | 1000 | | | | | | | | | | | |

⚠ WARNING: Cancer and Reproductive Harm www.P65Warnings.ca.gov.

Cable Tie Tools

These tools are extremely reliable and easy to use. The tension control on 990080 and 990085 allows adjustments for a range of lightweight ties up to 75 lbs tension setting. The 990080 tightens and cuts the cable tie flush. The 990090 is a tool for heavy-duty cable ties with 120 lbs to 175 lbs tension settings.



990080

990085

990090

| PN | description |
|--------|---------------------------|
| 990080 | economical cable tie tool |
| 990085 | standard cable tie tool |

| PN | description |
|--------|---------------------------|
| 990090 | heavy-duty cable tie tool |

⚠ WARNING: Cancer and Reproductive Harm www.P65Warnings.ca.gov.



Scan for pricing or go to www.delcity.net/catalogpricing

1.800.654.4757
f:1.800.431.1293

Speciality Cable Ties



Scan for pricing or go to www.delcity.net/catalogpricing

www.delcity.net
info@delcity.net



Beadle™ Wrap Releasable Cable Ties

Beadle™ Wrap releasable cable ties are reusable ties that easy to use. Conform to MIL-M-20693B. Temperature rating: -10°C to 85°C (26°F to 185°F).

UV-resistant black

| PN | length | loop tensile strength | min. dia. | max. dia. | pkg. qty. |
|----------|--------|-----------------------|-----------|-----------|-----------|
| 19015214 | 24" | 140 lbs | 1" | 7" | 20 |

yellow

| PN | length | loop tensile strength | min. dia. | max. dia. | pkg. qty. |
|----------|--------|-----------------------|-----------|-----------|-----------|
| 19015201 | 8" | 70 lbs | ¼" | 2" | 15 |
| 19015209 | 18" | 140 lbs | ½" | 5" | 10 |

⚠ WARNING: Cancer and Reproductive Harm www.P65Warnings.ca.gov.

GripLockTies™ Rubber-lined Releasable Cable Ties

Designed to resist harsh environments. Rubber lining for padded protection. Operating Temperature: 210°F (98.8°C).

UV-resistant black nylon

| PN | length | approx. width | loop tensile strength | max. dia. | pkg. qty. |
|------|--------|---------------|-----------------------|-----------|-----------|
| 9936 | 12" | .290" | 70 lbs | 3.25" | 40 |

⚠ WARNING: Cancer and Reproductive Harm www.P65Warnings.ca.gov.

Nylon 12 Solar Cable Ties

Nylon 12 Solar cable ties are designed for solar and extreme environmental applications to withstand corrosive elements and harsh sun rays. Manufactured with Nylon 12 material, to ensure stability, low water absorption and chemical resistance. Their smooth edges eliminate abrasion damage and are ideal for galvanized steel surfaces. RoHS and REACH compliant. Operating Temperature: 0°C to 85°C (32°F to 185°F)

UV-resistant black nylon

| PN | length | approx. width | loop tensile strength | max. dia. | pkg. qty. |
|------|--------|---------------|-----------------------|-----------|-----------|
| 9502 | 5" | .140" | 40 lbs | 1⅜" | 100 |
| 9504 | 7" | .180" | 50 lbs | 1⅞" | 100 |
| 9506 | 11" | .180" | 50 lbs | 3" | 100 |
| 9508 | 14" | .180" | 50 lbs | 4" | 100 |

⚠ WARNING: Cancer and Reproductive Harm www.P65Warnings.ca.gov.

Edge Clip Cable Ties

Attach to a panel edge without the need to drill. Constructed from heat stabilized Nylon 6/6. Meets UL94V-2 flammability classification. Operating temperature: 40°C to 85°C (40°F to 185°F). Max short term temperature: 110°C (230°F). UL Listed.

UV-resistant black nylon

| PN | length | panel size | tensile strength | max. dia. | pkg. qty. |
|------|--------|---------------------|------------------|-----------|-----------|
| 9970 | 8" | 1-3mm (0.04"-0.12") | 50 lbs | 1.94" | 100 |
| 9971 | 11" | 1-3mm (0.04"-0.12") | 50 lbs | 2.94" | 100 |
| 9972 | 14" | 1-3mm (0.04"-0.12") | 50 lbs | 3.94" | 100 |

⚠ WARNING: Cancer and Reproductive Harm www.P65Warnings.ca.gov.

Push-mount Ties

Push-mount cable ties snap quickly into a ¼" hole to attach a bundle to another surface. Recognized under the Component Program of Underwriters Laboratories Inc. for use at temperatures not exceeding 85°C (185°F). Meets UL94V-2 Flammability Classification.

| PN | color | approx. length | approx. width | loop tensile strength | max. bundle diameter | pkg. qty. |
|------|-------|----------------|---------------|-----------------------|----------------------|-----------|
| 9671 | black | 8" | .197" | 40 lbs | 1⅜" | 100 |

⚠ WARNING: Cancer and Reproductive Harm www.P65Warnings.ca.gov.

Identification Ties

Fasten and identify bundles with these identification ties. Meets UL94V-2 Flammability Classification. For use at temperatures not exceeding 85°C (185°F).

| PN | approx. length | pad size | loop tensile strength | max. bundle diameter | pkg. qty. |
|------|----------------|----------|-----------------------|----------------------|-----------|
| 9928 | 8" | 1" x ⅞" | 50 lbs | 2" | 25 |

⚠ WARNING: Cancer and Reproductive Harm www.P65Warnings.ca.gov.





Specialty Cable Ties

These ties are ideal for attaching instructions or I.D. plates. For temperatures less than 85°C (185°F).

| PN | type | approx. length | approx. width | loop tensile strength | max. bundle diameter | pkg. qty. |
|------|-----------------------|----------------|---------------|-----------------------|----------------------|-----------|
| 9924 | ladder | 7" | .14" | 40 lbs | 1¾" | 100 |
| 9926 | ladder | 11" | .14" | 40 lbs | 3" | 100 |
| 9920 | beaded non-releasable | 5" | — | 18 lbs | 1¾" | 100 |

⚠ WARNING: Cancer and Reproductive Harm www.P65Warnings.ca.gov.



Scan for pricing or go to www.delcity.net/catalogpricing

NEW



Button Head Cable Ties

These button head ties are a two piece tie providing for parallel entry and exit through the head. The strap contains serrations on both sides, and has two opposed pawls recessed within a domed head. This design allows the strap to be directed clockwise or counter-clockwise prior to insertion into the head, enabling bi-directional looping. Operating Temperature: -40°F to 185°F. UL62275 Rated.

| PN | approx. length | approx. width | loop tensile strength | max. dia. | pkg. qty. | PN | approx. length | approx. width | loop tensile strength | max. dia. | pkg. qty. |
|------|----------------|---------------|-----------------------|-----------|-----------|------|----------------|---------------|-----------------------|-----------|-----------|
| 9973 | 11.8" | 0.30" | 100 lbs. | 3.25" | 50 | 9974 | 15" | 0.30" | 130 lbs. | 4.33" | 50 |

1.800.654.4757
f:1.800.431.1293



Screw Mount Cable Ties

Molded-in screw hole for securing bundles of wire on virtually any surface that has or can accept a drilled hole. Up to a ¼" screw size can be used, or a comparable rivet size. All mounting tab cable ties are manufactured from durable nylon 6/6. Recognized under the Component Program of Underwriters Laboratories Inc. for use at temperatures not exceeding 85°C (185°F). Meets UL94V-2 Flammability Classification.

| PN | color | approx. length | approx. width | loop tensile strength | max. dia. | screw size | pkg. qty. |
|------|---------|----------------|---------------|-----------------------|-----------|------------|-----------|
| 9757 | natural | 6½" | .170" | 50 lbs | 1¾" | 10 | 100 |
| 9758 | | 8" | | | | | 100 |
| 9760 | | 11" | | | | | 100 |
| 9651 | black | 6½" | .170" | 50 lbs | 1¾" | 10 | 100 |
| 9653 | | 8" | | | | | 100 |
| 9655 | | 11" | | | | | 100 |
| 9765 | natural | 14" | .295" | 120 lbs | 4" | ¼" | 100 |
| 9766 | | 22" | .310" | | 6" | | 100 |
| 9767 | | 29" | .310" | | 8" | | 100 |
| 9657 | black | 14" | .295" | 120 lbs | 4" | ¼" | 100 |
| 9659 | | 22" | .310" | | 6" | | 100 |
| 9661 | | 29" | .310" | | 8" | | 100 |

⚠ WARNING: Cancer and Reproductive Harm www.P65Warnings.ca.gov.



Stainless Steel Cable Ties

Manufactured from 304 stainless steel and designed for harsh, corrosive, and salt-water environments. Resistant to chemicals and radiation exposure. UV resistant and UL Rated. Operating Temperature range: -80°C (-112°F) to 538°C (1000°F).

| PN | approx. length | approx. width | loop tensile strength | max. dia. | pkg. qty. | PN | approx. length | approx. width | loop tensile strength | max. dia. | pkg. qty. |
|--------|----------------|---------------|-----------------------|-----------|-----------|--------|----------------|---------------|-----------------------|-----------|-----------|
| 920210 | 6" | 0.181" | 200 lbs | 11⅜" | 10 | 920610 | 11" | 0.181" | 200 lbs | 3½" | 10 |
| 9202 | 6" | 0.181" | 200 lbs | 11⅜" | 100 | 9206 | 11" | 0.181" | 200 lbs | 3½" | 100 |
| 920410 | 8" | 0.181" | 200 lbs | 27/16" | 10 | 920810 | 14" | 0.181" | 200 lbs | 47/16" | 10 |
| 9204 | 8" | 0.181" | 200 lbs | 27/16" | 100 | 9208 | 14" | 0.181" | 200 lbs | 47/16" | 100 |

⚠ WARNING: Cancer and Reproductive Harm www.P65Warnings.ca.gov.

Hook & Loop Fasteners



Scan for pricing or go to www.delcity.net/catalogpricing

www.delcity.net
info@delcity.net

RIP-TIE
FUZZY CABLE WRAPS™



CableWrap Fasteners

CableWrap fasteners are designed for use with frequently-used cables. RoHS.

| PN | approx. length | approx. width | pkg. qty. | PN | approx. length | approx. width | pkg. qty. |
|------|----------------|---------------|-----------|------|----------------|---------------|-----------|
| 9500 | 6" | 1" | 3 | 9501 | 9" | 1" | 3 |

⚠ WARNING: Cancer and Reproductive Harm www.P65Warnings.ca.gov.

RIP-TIE
FUZZY CABLE WRAPS™



CinchStrap Fasteners

CinchStrap fasteners with grommets are designed for managing cable bundles inside wiring racks, mobile carts, along walls, or on any other surface. RoHS.

| PN | approx. length | approx. width | pkg. qty. | PN | approx. length | approx. width | pkg. qty. |
|------|----------------|---------------|-----------|------|----------------|---------------|-----------|
| 9510 | 7" | 1" | 2 | 9516 | 10" | 1" | 10 |
| 9514 | 7" | 1" | 10 | 9517 | 16" | 2" | 1 |
| 9512 | 10" | 1" | 2 | | | | |

⚠ WARNING: Cancer and Reproductive Harm www.P65Warnings.ca.gov.

RIP-TIE
FUZZY CABLE WRAPS™



Hook & Loop Fastener Rolls

Rolls of double-sided hook & loop fastener can be cut to any length desired. Hook is 100% Polyethylene, Loop is 100% Nylon. Tested for at least 200 refastenings. RoHS.

| PN | foot per roll | approx. width | PN | foot per roll | approx. width |
|------|---------------|---------------|------|---------------|---------------|
| 9530 | 15' | 1/2" | 9531 | 15' | 3/4" |
| 9532 | 75' | 1/2" | 9533 | 75' | 3/4" |

⚠ WARNING: Cancer and Reproductive Harm www.P65Warnings.ca.gov.

RIP-TIE
FUZZY CABLE WRAPS™



Plenum Rated Hook & Loop Fastener Rolls

Plenum Rated Rolls of double-sided hook & loop fastener can be cut to any length desired and wrapped around almost anything. Meets the requirements of regulations allowing use for wire and cable management above a hung ceiling or below a raised floor. Polypropylene and Nylon construction is tested for at least 200 refastenings. UL 94-V2 FAR 2.5 853 A/B NEC Section 300-22 © & (D). RoHS.

| PN | foot per roll | approx. width | PN | foot per roll | approx. width |
|------|---------------|---------------|------|---------------|---------------|
| 9534 | 15' | 1/2" | 9535 | 75' | 3/4" |

⚠ WARNING: Cancer and Reproductive Harm www.P65Warnings.ca.gov.

Simplify your installation with magnets.

Premium plastic lasts 20 times longer than Nylon 6/6, and the magnets are manufactured from the world's strongest magnet, neodymium. Operating Temperature: -40°C to 80°C (-40°F to 176°F).



Scan for pricing or go to www.delcity.net/catalogpricing

1.800.654.4757
f:1.800.431.1293



Magnetic Cable Tie Bases

Standard cable tie slot. Mounts rotate 360° allowing for greater flexibility. Plenum and UL rated. Min. qty. 1.

| PN | base size | load rating | color |
|------|---------------|-------------|-------|
| 9001 | small 3/4" | 16 lbs | black |
| 9002 | small 3/4" | 16 lbs | white |
| 9003 | large 1 1/16" | 26 lbs | black |
| 9004 | large 1 1/16" | 26 lbs | white |

WARNING: Cancer and Reproductive Harm www.P65Warnings.ca.gov.



Mini Magnetic Cable Tie Base

Standard cable tie slot. UL rated. Min. qty. 1.

| PN | base size | load rating | color |
|------|---------------|-------------|-------|
| 9011 | 9/16" x 9/16" | 7 lbs | black |

WARNING: Cancer and Reproductive Harm www.P65Warnings.ca.gov.



Magnetic Cable Tie Pipe Base

Standard cable tie slot. Designed for use on pipes, tubes, or other round surfaces. Mount rotates 360° allowing for greater flexibility. Flammability Rating: UL 94:HB. Min. qty. 1.

| PN | base size | load rating | color |
|------|------------|-------------|-------|
| 9019 | 1" x 7/16" | 16 lbs | black |

WARNING: Cancer and Reproductive Harm www.P65Warnings.ca.gov.



Magnetic Hook & Loop Strap Base

Fits up to 3/4" hook & loop strap. Mount rotates 360° allowing for greater flexibility. Plenum and UL rated. Min. qty. 1.

| PN | base size | load rating | color |
|------|-----------|-------------|-------|
| 9014 | 7/8" | 16 lbs | black |

WARNING: Cancer and Reproductive Harm www.P65Warnings.ca.gov.



Magnetic Cable Holders

Mounts rotate 360° allowing for greater flexibility. Plenum and UL rated. Min. qty. 1.

| PN | base size | bundle diameter | load rating | color |
|------|-----------|-----------------|-------------|-------|
| 9006 | 3/4" | 1/2" | 16 lbs | black |
| 9016 | 3/4" | 1/2" | 16 lbs | white |
| 9007 | 3/4" | 3/4" | 16 lbs | black |
| 9017 | 3/4" | 3/4" | 16 lbs | white |
| 9008 | 1 1/16" | 1" | 26 lbs | black |
| 9018 | 1 1/16" | 1" | 26 lbs | white |

WARNING: Cancer and Reproductive Harm www.P65Warnings.ca.gov.



Magnetic Pipe Cable Holders

Designed for use on pipes, tubes, or other round surfaces. Mounts rotate 360° allowing for greater flexibility. Available in two bundle diameters. Flammability Rating: UL 94:HB. Min. qty. 1.

| PN | base size | bundle diameter | load rating | color |
|------|------------|-----------------|-------------|-------|
| 9012 | 1" x 7/16" | 1/2" | 16 lbs | black |
| 9013 | 1" x 7/16" | 3/4" | 16 lbs | black |

WARNING: Cancer and Reproductive Harm www.P65Warnings.ca.gov.



Magnetic Cable Clam

Locks wires or cable up to 1/2" bundle diameter. Add or take out wires as needed. Mount rotates 360° allowing for greater flexibility. Plenum and UL rated.

| PN | base size | load rating | color |
|------|-----------|-------------|-------|
| 9009 | 1 1/16" | 26 lbs | black |

WARNING: Cancer and Reproductive Harm www.P65Warnings.ca.gov.



Magnetic Mounts

| PN | type | load rating |
|------|---------------|-------------|
| 9090 | screw mount | 16 lbs |
| 9091 | screw mount | 22 lbs |
| 9092 | screw mount | 28 lbs |
| 9051 | 1/4-20 thread | 90 lbs |

WARNING: Cancer and Reproductive Harm www.P65Warnings.ca.gov.




Magnetic Bases & Mounts Kit

Kit contains three sizes of cable tie mounts, cable holders, hook & loop mounts, and magnetic plates.

| PN | type |
|------|----------------------|
| 9050 | bases and mounts kit |

WARNING: Cancer and Reproductive Harm www.P65Warnings.ca.gov.



Magnetic Security Camera Mounting Kit

Contains four 26 lb magnets and hardware for mounting a security camera with no drilling.

| PN | type |
|------|------------------------------|
| 9049 | security camera mounting kit |

WARNING: Cancer and Reproductive Harm www.P65Warnings.ca.gov.



Magnetic J-Hooks

Magnet rated at 90 lbs pull strength, J-Hook Rated to 17 lbs pull strength.

| PN | type | size | load rating |
|------|------------|---------|-------------|
| 9035 | top mount | 3/4" | 17 lbs |
| 9085 | side mount | 3/4" | 17 lbs |
| 9086 | side mount | 1 1/16" | 17 lbs |
| 9087 | side mount | 2" | 17 lbs |

WARNING: Cancer and Reproductive Harm www.P65Warnings.ca.gov.



Magnetic Bridle Rings


| PN | type | size | load rating |
|------|---------------|--------|-------------|
| 9042 | 10-24 thread | 3/4" | 90 lbs |
| 9040 | 1/4-20 thread | 1 1/4" | 90 lbs |
| 9041 | 1/4-20 thread | 2" | 90 lbs |

WARNING: Cancer and Reproductive Harm www.P65Warnings.ca.gov.



Scan for pricing or go to www.delcity.net/catalogpricing

www.delcity.net
info@delcity.net



Magnetic Plates

Many attachment options: glue, sew, staple, screw, or rivet.

| PN | type | size | load rating |
|------|----------|----------------|-------------|
| 9038 | standard | 1.2" x 2" Base | 26 lbs |

⚠ WARNING: Cancer and Reproductive Harm www.P65Warnings.ca.gov.



Magnetic Panel & Trim Fasteners

| PN | type | size | load rating |
|------|------------|-------|-------------|
| 9043 | panel/trim | small | 26 lbs |
| 9044 | panel/trim | large | 26 lbs |

⚠ WARNING: Cancer and Reproductive Harm www.P65Warnings.ca.gov.

Cable Tie Bases & Clips



Push-mount Bases

Push-mount bases install easily into any 1/4" hole. Meets UL94V-2 Flammability Classification for use at temperatures not exceeding 85°C (185°F). UL.

| PN | base size | screw hole size | color | pkg. qty. |
|------|---------------|-----------------|-------|-----------|
| 9812 | 5/16" x 9/16" | 1/4" | black | 100 |

⚠ WARNING: Cancer and Reproductive Harm www.P65Warnings.ca.gov.



2 Way Entry Screw Mount Bases

These mounting bases feature a narrow and higher design for crowded surface areas. Their deep cradle design provides extra support for large bundles. Meets UL94V-2 Flammability Classification for use at temperatures not exceeding 85°C (185°F). UL.

| PN | base size | screw hole size | color | pkg. qty. |
|------|-------------|-----------------|---------|-----------|
| 9774 | 5/8" x 7/8" | 1/4" | natural | 100 |
| 9817 | 5/8" x 7/8" | 1/4" | black | 100 |
| 9887 | 5/8" x 7/8" | #8 | black | 100 |

⚠ WARNING: Cancer and Reproductive Harm www.P65Warnings.ca.gov.



9801 9806 9871


Adhesive Bases

Adhesive bases can be attached to a clean and dry surface of metal, plastic, glass, paper or painted surfaces. A screw or rivet is recommended for extra holding strength against outdoor elements. Meets UL94V-2 Flammability Classification. For use at temperatures not exceeding 85°C (185°F). RoHS

| PN | base size | color | no. of entries | pkg. qty. |
|-------|-----------------|---------|----------------|-----------|
| 9800 | 1" x 1" | natural | 2 | 100 |
| 9801 | 1" x 1" | black | 2 | 100 |
| 9772* | 3/4" x 3/4" | natural | 4 | 100 |
| 9806* | 3/4" x 3/4" | black | 4 | 100 |
| 9771 | 1 1/8" x 1 1/8" | natural | 4 | 100 |
| 9871 | 1 1/8" x 1 1/8" | black | 4 | 100 |

* adhesive only (no screw hole)

⚠ WARNING: Cancer and Reproductive Harm www.P65Warnings.ca.gov.



Cord Clips

These nylon 6/6 clips are perfect for wire, cord and cable bundles from 1/8"-3/8". For use at temperatures not exceeding 85°C (185°F).

| PN | wire size | overall height | base size | color | pkg. qty. |
|------|-------------|----------------|-------------|---------|-----------|
| 9775 | 1/8" x 1/4" | 1/4" | 5/8" x 5/8" | natural | 100 |
| 9776 | 3/16" | 5/16" | 5/8" x 5/8" | | 100 |
| 9777 | 1/4" | 3/8" | 5/8" x 5/8" | | 100 |
| 9778 | 3/8" | 1/2" | 3/4" x 3/4" | | 100 |
| 9824 | 1/8" x 1/4" | 1/4" | 5/8" x 5/8" | black | 100 |
| 9826 | 3/16" | 5/16" | 5/8" x 5/8" | | 100 |
| 9827 | 1/4" | 3/8" | 5/8" x 5/8" | | 100 |
| 9828 | 3/8" | 1/2" | 3/4" x 3/4" | | 100 |

⚠ WARNING: Cancer and Reproductive Harm www.P65Warnings.ca.gov.



Cable Wraptor™

Provide an ideal solution for all of your cord or cable bundling applications.

| PN | size | clamp diameter | max load* |
|--------|---------|----------------|--------------|
| 989602 | large | 3" | 100 lbs |
| 989604 | x-large | 4" | 100 lbs |
| 989605 | kit | 1"- 4" | 35 - 100 lbs |

* Max load shown is for reference only. Actual sustainable load varies based on application.

⚠ WARNING: Cancer and Reproductive Harm www.P65Warnings.ca.gov.

Nylon Cable Clamps

These nylon 6/6 clamps are tough, resilient, lightweight and resistant to aging and most chemicals. Mounting hole is 1 3/4" in diameter. Recognized under the Component Program of Underwriters Laboratories Inc. Meets UL flammability, classification UL94V-2. For use at temperatures not exceeding 85°C (185°F).



| PN | width | suggested clamping diameter | color | PN | width | suggested clamping diameter | color |
|---------|---------|-----------------------------|-------------|--------|---------|-----------------------------|---------------|
| 2502DL | 3/8" | 1/8" | black nylon | 2402 | 3/8" | 1/8" | natural nylon |
| 2503DL | | 3/16" | | 2403 | | 3/16" | |
| 2504DL | | 1/4" | | 2404 | | 1/4" | |
| 2515 | | 5/16" | | 2415 | | 5/16" | |
| 2506 | | 3/8" | | 2406 | | 3/8" | |
| 2517 | | 7/16" | | 2417 | | 7/16" | |
| 2508 | | 1/2" | | 2408 | | 1/2" | |
| 25022 | | 1/2" | | 1/8" | | 24022 | |
| 25032DL | 3/16" | | | 24032 | 3/16" | | |
| 25042DL | 1/4" | | | 24042 | 1/4" | | |
| 25152 | 5/16" | | | 24152 | 5/16" | | |
| 25062 | 3/8" | | | 24062 | 3/8" | | |
| 25172 | 7/16" | | | 24172 | 7/16" | | |
| 25082 | 1/2" | | | 24082 | 1/2" | | |
| 2519 | 9/16" | | | 2419 | 9/16" | | |
| 2510 | 5/8" | | | 2410 | 5/8" | | |
| 2511 | 1 1/16" | | | 2411 | 1 1/16" | | |
| 2512 | 3/4" | | | 2412 | 3/4" | | |
| 2521 | 1 3/16" | | | 2421 | 1 3/16" | | |
| 2522 | 7/8" | | | 2422 | 7/8" | | |
| 2516 | 1" | | | 2416 | 1" | | |
| 2518 | 1 1/8" | | | 2418 | 1 1/8" | | |
| 2523 | 1 1/4" | | | 2423 | 1 1/4" | | |
| 2524 | 1 1/2" | 2424 | | 1 1/2" | | | |

pkg. qty 100

WARNING: Cancer and Reproductive Harm www.P65Warnings.ca.gov.



Scan for pricing or go to www.delcity.net/catalogpricing

1.800.654.4757
f:1.800.431.1293

Body Clips

These body clips are made from heat-treated spring steel and feature a black corrosion-resistant finish. Simply snap in place to securely hold wires, cables and hoses.



.290" approx. size

small body clip



.470" approx. size

medium body clip



.570" approx. size

large body clip

plastic coated tongue

| PN | size | pkg. qty. |
|------|--------------|-----------|
| 9610 | small 1/8" | 100 |
| 9611 | medium 3/16" | 100 |
| 9612 | large 1/4" | 100 |

plain tongue

| PN | size | pkg. qty. |
|------|--------------|-----------|
| 9620 | small 1/8" | 100 |
| 9621 | medium 3/16" | 100 |
| 9622 | large 1/4" | 100 |

WARNING: Cancer and Reproductive Harm www.P65Warnings.ca.gov.

Heyco® Solar Clips & Fasteners



Scan for pricing or go to www.delcity.net/catalogpricing

www.delcity.net
info@delcity.net



96445



96446

HEYClip™ SunRunner® Cable Clips

Heyco® Sunrunner® Cable Clips provide an ideal method for PV module wire management. Constructed from .025" thick corrosion resistant 304 stainless steel, they feature smooth edges to prevent damage to cable insulation. These clips accommodate cables between 0.20" and 0.33" in diameter. Available in standard and 90° options. Part number 96445 can hold one 12 ga USE-2 to two 10 gauge PV-1000V solar wires. The standard cable clip also provides a screwdriver slot for easy removal and locking tabs to securely fasten clips to module extrusions or other panels. Part number 96446 is designed for use with PV modules mounted in the "landscape" mode. Certified by UL for Compliance with both Canadian and US Requirements. Operating temperature: -40°F to 572°F (-40°C to 300°C).

| PN | description | panel size | no. of wires | Heyco PN |
|-------|-------------|----------------|--------------|----------|
| 96445 | straight | 0.090" (2.3mm) | 1-2 | S6445 |
| 96446 | 90° | 0.125" (3.2mm) | 1 | S6446 |

⚠ WARNING: Cancer and Reproductive Harm
www.P65Warnings.ca.gov.




SunScreener® Wire Mesh Clip

Heyco® SunScreener® Wire Mesh Clips are designed for use with wire mesh screening (not included), commonly used to protect solar panels from rodents and nesting birds. The 303 stainless steel J-hook easily attaches to the solar panel frames and can be easily bent or trimmed after assembly, while the 304 stainless steel washers firmly hold wire mesh screen to the module assembly. Installs quickly and easily with standard linesman pliers and does not violate panel integrity. DFARS Compliant.

| PN | color | Heyco PN |
|-------|------------|----------|
| 96437 | steel gray | S6437 |

⚠ WARNING: Cancer and Reproductive Harm
www.P65Warnings.ca.gov.



96408

SunBundler® Crimp Lock Cable Ties

Heyco® SunBundler® Crimp Lock PVC Coated Stainless Steel Wire Cable Ties are constructed from Commercial Aircraft Grade 302/304 stainless steel wire, with a UV protected vinyl jacket, making them ideal for use in solar installations. The stainless steel crimp sleeve can be crimped with electrician linesman pliers or wire cutters, making field installation simple. Certified by UL for Compliance with both Canadian and US Requirements for indoor and outdoor usage. Operating temperature: -40°F to 221°F (-40°C to 105°C).

| PN | length | color | Heyco PN |
|-------|--------|-------|----------|
| 96408 | 8" | black | S6408 |
| 96412 | 12" | black | S6412 |
| 96414 | 14" | black | S6414 |

⚠ WARNING: Cancer and Reproductive Harm
www.P65Warnings.ca.gov. min. 10 pcs.

Clamps & Accessories



2039-2043

2053



2019-2027

Loom Accessories

Allow user to branch a portion of wires or secure a section of wires to a stationary object.
Temperature range: -40°C to 125°C (-40°F to 257°F).

Accessory Clips

| PN | conduit size | sheet metal thickness (mm) |
|------|--------------|----------------------------|
| 2039 | .350" | 3.8 |
| 2041 | .413"/.500" | 3.8 |
| 2043 | .625" | 3.8 |
| 2053 | .750" | 3.8 |

Tees

| PN | conduit size | | |
|--------|--------------|-------------|-------------|
| | left | center | right |
| 2019 | .413"/.500" | .413"/.500" | .413"/.500" |
| 2025DL | .750" | .500" | .750" |
| 2027 | .350" | .350" | .413" |

WARNING: Cancer and Reproductive Harm
www.P65Warnings.ca.gov.



Scan for pricing or go to
www.delcity.net/
catalogpricing

1.800.654.4757
f:1.800.431.1293

Nylon Cable Clamps

These nylon 6/6 clamps are tough, resilient, lightweight and resistant to aging and most chemicals. Mounting hole is 1 $\frac{3}{4}$ " in diameter. Recognized under the Component Program of Underwriters Laboratories Inc. Meets UL flammability, classification UL94V-2. For use at temperatures not exceeding 85°C (185°F).



| PN | width | suggested clamping diameter | color |
|---------|--------|-----------------------------|-------------|
| 2502DL | 3/8" | 1/8" | black nylon |
| 2503DL | | 3/16" | |
| 2504DL | | 1/4" | |
| 2515 | | 5/16" | |
| 2506 | | 3/8" | |
| 2517 | | 7/16" | |
| 2508 | | 1/2" | |
| 25022 | | 1/2" | |
| 25032DL | 3/16" | | |
| 25042DL | 1/4" | | |
| 25152 | 5/16" | | |
| 25062 | 3/8" | | |
| 25172 | 7/16" | | |
| 25082 | 1/2" | | |
| 2519 | 9/16" | | |
| 2510 | 5/8" | | |
| 2511 | 11/16" | | |
| 2512 | 3/4" | | |
| 2521 | 13/16" | | |
| 2522 | 7/8" | | |
| 2516 | 1" | | |
| 2518 | 1 1/8" | | |
| 2523 | 1 1/4" | | |
| 2524 | 1 1/2" | | |

| PN | width | suggested clamping diameter | color |
|-------|--------|-----------------------------|---------------|
| 2402 | 3/8" | 1/8" | natural nylon |
| 2403 | | 3/16" | |
| 2404 | | 1/4" | |
| 2415 | | 5/16" | |
| 2406 | | 3/8" | |
| 2417 | | 7/16" | |
| 2408 | | 1/2" | |
| 24022 | | 1/2" | |
| 24032 | 3/16" | | |
| 24042 | 1/4" | | |
| 24152 | 5/16" | | |
| 24062 | 3/8" | | |
| 24172 | 7/16" | | |
| 24082 | 1/2" | | |
| 2419 | 9/16" | | |
| 2410 | 5/8" | | |
| 2411 | 11/16" | | |
| 2412 | 3/4" | | |
| 2422 | 7/8" | | |
| 2416 | 1" | | |
| 2418 | 1 1/8" | | |
| 2423 | 1 1/4" | | |
| 2424 | 1 1/2" | | |

pkg. qty 100

WARNING: Cancer and Reproductive Harm
www.P65Warnings.ca.gov.

Nylon U-Clamps

Designed to mount bundled electronic cable, wire harness or wires directly to a chassis or panel. Nylon provides a tough yet lightweight material providing protection from most chemicals.



22308

| PN | width | suggested clamping diameter | color |
|-------|-------|-----------------------------|-------------|
| 22304 | 1/2" | 1/4" | black nylon |
| 22306 | | 3/8" | |
| 22308 | | 1/2" | |

| PN | width | suggested clamping diameter | color |
|-------|-------|-----------------------------|---------------|
| 22204 | 1/2" | 1/4" | natural nylon |
| 22206 | | 3/8" | |
| 22208 | | 1/2" | |

WARNING: Cancer and Reproductive Harm www.P65Warnings.ca.gov.

pkg. qty 100



Scan for pricing or go to www.delcity.net/catalogpricing

www.delcity.net
info@delcity.net



Loom Clamps

Plated steel, stainless steel, and aluminum clamps have a removable EPDM cushion to help reduce vibration while protecting the loom or cables. The mounting hole is 1⁷/₆₄" for 1/4" - 1/2" clamps and 1³/₃₂" for 3/8" - 5/8" clamps. Temperature rating: -40°C to 85°C (-40°F to 185°F).

Zinc Plated SPCC-5D Steel Clamps (EPDM removable jacket)

| PN | | size closed I.D. | bundle O.D. | | SAE size |
|------------|------------|------------------|-------------|--------|----------|
| 1/2" width | 5/8" width | | min. | max. | |
| 2004* | 2004625* | 1/4" | 3/16" | 1/4" | 004 |
| 2006* | 2006625* | 3/8" | 1/4" | 3/8" | 006 |
| 2008* | 2008625* | 1/2" | 3/8" | 1/2" | 008 |
| 2010* | 2010625* | 5/8" | 1/2" | 5/8" | 010 |
| 2012* | 2012625* | 3/4" | 5/8" | 3/4" | 012 |
| 2014* | 2014625* | 7/8" | 3/4" | 7/8" | 014 |
| 2016* | 2016625* | 1" | 7/8" | 1" | 016 |
| 2018 | 2018625 | 1 1/8" | 1" | 1 1/8" | 018 |
| 2020 | 2020625 | 1 1/4" | 1 1/8" | 1 1/4" | 020 |
| 2022 | 2022625 | 1 3/8" | 1 1/4" | 1 3/8" | 022 |
| 2024 | 2024625 | 1 1/2" | 1 3/8" | 1 1/2" | 024 |

| PN | | size closed I.D. | bundle O.D. | | SAE size |
|------------|------------|------------------|-------------|--------|----------|
| 1/2" width | 5/8" width | | min. | max. | |
| 2026 | 2026625 | 1 5/8" | 1 1/2" | 1 5/8" | 026 |
| 2028 | 2028625 | 1 3/4" | 1 5/8" | 1 3/4" | 028 |
| 2030 | 2030625 | 1 7/8" | 1 3/4" | 1 7/8" | 030 |
| 2032 | 2032625 | 2" | 1 7/8" | 2" | 032 |
| 2034 | — | 2 1/8" | 2" | 2 1/8" | 034 |
| 2036 | 2036625 | 2 1/4" | 2 1/8" | 2 1/4" | 036 |
| 2038 | 2038625 | 2 3/8" | 2 1/4" | 2 3/8" | 038 |
| 2040 | 2040625 | 2 1/2" | 2 3/8" | 2 1/2" | 040 |
| 2048 | 2048625 | 3" | 2 7/8" | 3" | 048 |
| 2050 | 2050625 | 3 1/2" | 3 3/8" | 3 1/2" | 056 |

* Min qty: 100; all others min qty: 10

⚠ WARNING: Cancer and Reproductive Harm www.P65Warnings.ca.gov.



SUS304 Stainless Steel Clamps (EPDM removable jacket)

| PN | | size closed I.D. | bundle lines O.D. | | SAE size |
|------------|------------|------------------|-------------------|--------|----------|
| 1/2" width | 5/8" width | | min. | max. | |
| 200409 | 20409625 | 1/4" | 3/16" | 1/4" | 004 |
| 200609 | 20609625 | 3/8" | 1/4" | 3/8" | 006 |
| 200809 | 20809625 | 1/2" | 3/8" | 1/2" | 008 |
| 201009 | 21009625 | 5/8" | 1/2" | 5/8" | 010 |
| 201209 | 21209625 | 3/4" | 5/8" | 3/4" | 012 |
| 201409 | 21409625 | 7/8" | 3/4" | 7/8" | 014 |
| 201609 | 21609625 | 1" | 7/8" | 1" | 016 |
| 201809 | 21809625 | 1 1/8" | 1" | 1 1/8" | 018 |
| 202009 | 22009625 | 1 1/4" | 1 1/8" | 1 1/4" | 020 |

| PN | | size closed I.D. | bundle lines O.D. | | SAE size |
|------------|------------|------------------|-------------------|--------|----------|
| 1/2" width | 5/8" width | | min. | max. | |
| 202209 | 22209625 | 1 3/8" | 1 1/4" | 1 3/8" | 022 |
| 202409 | 22409625 | 1 1/2" | 1 3/8" | 1 1/2" | 024 |
| 202609 | 22609625 | 1 5/8" | 1 1/2" | 1 5/8" | 026 |
| 202809 | 22809625 | 1 3/4" | 1 5/8" | 1 3/4" | 028 |
| 203009 | 23009625 | 1 7/8" | 1 3/4" | 1 7/8" | 030 |
| 203209 | 23209625 | 2" | 1 7/8" | 2" | 032 |
| 204009 | 24009625 | 2 1/2" | 2 3/8" | 2 1/2" | 040 |
| 204809 | 24809625 | 3" | 2 7/8" | 3" | 048 |
| 205009 | 25009625 | 3 1/2" | 3 3/8" | 3 1/2" | 056 |

⚠ WARNING: Cancer and Reproductive Harm www.P65Warnings.ca.gov.

Min qty: 10



5052 Aluminum Clamps (EPDM removable jacket) - 1/2" metal width

| PN | size closed I.D. | bundle O.D. | | SAE size |
|-------|------------------|-------------|--------|----------|
| | | min. | max. | |
| 2804* | 1/4" | 3/16" | 1/4" | 004 |
| 2806* | 3/8" | 1/4" | 3/8" | 006 |
| 2808* | 1/2" | 3/8" | 1/2" | 008 |
| 2810* | 5/8" | 1/2" | 5/8" | 010 |
| 2812* | 3/4" | 5/8" | 3/4" | 012 |
| 2814* | 7/8" | 3/4" | 7/8" | 014 |
| 2816* | 1" | 7/8" | 1" | 016 |
| 2819 | 1 1/8" | 1" | 1 1/8" | 018 |
| 2820 | 1 1/4" | 1 1/8" | 1 1/4" | 020 |

| PN | size closed I.D. | bundle O.D. | | SAE size |
|------|------------------|-------------|--------|----------|
| | | min. | max. | |
| 2822 | 1 3/8" | 1 1/4" | 1 3/8" | 022 |
| 2824 | 1 1/2" | 1 3/8" | 1 1/2" | 024 |
| 2826 | 1 5/8" | 1 1/2" | 1 5/8" | 026 |
| 2827 | 1 3/4" | 1 5/8" | 1 3/4" | 028 |
| 2829 | 1 7/8" | 1 3/4" | 1 7/8" | 030 |
| 2832 | 2" | 1 7/8" | 2" | 032 |
| 2836 | 2 1/4" | 2 1/8" | 2 1/4" | 036 |
| 2840 | 2 1/2" | 2 3/8" | 2 1/2" | 040 |
| 2849 | 3" | 2 7/8" | 3" | 048 |

⚠ WARNING: Cancer and Reproductive Harm www.P65Warnings.ca.gov.

* Min qty: 100; all others min qty: 10



Vinyl-Coated SPCC-5D Steel Clamps - 1/2" metal width

| PN | size closed I.D. | bundle O.D. | | SAE size |
|-------|------------------|-------------|--------|----------|
| | | min. | max. | |
| 2904* | 1/4" | 3/16" | 1/4" | 004 |
| 2906* | 3/8" | 1/4" | 3/8" | 006 |
| 2908* | 1/2" | 3/8" | 1/2" | 008 |
| 2910* | 5/8" | 1/2" | 5/8" | 010 |
| 2912* | 3/4" | 5/8" | 3/4" | 012 |
| 2914* | 7/8" | 3/4" | 7/8" | 014 |
| 2916* | 1" | 7/8" | 1" | 016 |
| 2918 | 1 1/8" | 1" | 1 1/8" | 018 |
| 2920* | 1 1/4" | 1 1/8" | 1 1/4" | 020 |
| 2922 | 1 3/8" | 1 1/4" | 1 3/8" | 022 |

| PN | size closed I.D. | bundle O.D. | | SAE size |
|------|------------------|-------------|--------|----------|
| | | min. | max. | |
| 2924 | 1 1/2" | 1 3/8" | 1 1/2" | 024 |
| 2926 | 1 5/8" | 1 1/2" | 1 5/8" | 026 |
| 2928 | 1 3/4" | 1 5/8" | 1 3/4" | 028 |
| 2930 | 1 7/8" | 1 3/4" | 1 7/8" | 030 |
| 2932 | 2" | 1 7/8" | 2" | 032 |
| 2940 | 2 1/2" | 2 3/8" | 2 1/2" | 040 |
| 2942 | 3" | 2 7/8" | 3" | 048 |

* Min qty: 100; all others min qty: 10

WARNING: Cancer and Reproductive Harm
www.P65Warnings.ca.gov.



Scan for pricing or go to
www.delcity.net/
catalogpricing

1.800.654.4757
f:1.800.431.1293



Carbon Steel Plated Loom Clamps

Carbon steel plated cable clamps with zinc/gold chromate have a removable EPDM jacket. The mounting hole is 1 7/64" for 1/4" - 1/2" clamps and 1 3/32" for 3/8" - 5/8" clamps. Carbon steel has a higher ductility and is less susceptible to fatigue.

| PN | | size closed I.D. | bundle lines O.D. | | SAE size |
|------------|------------|------------------|-------------------|--------|----------|
| 1/2" width | 5/8" width | | min. | max. | |
| 20403500 | 200403 | 1/4" | 3/16" | 1/4" | 004 |
| 20603500 | 200603 | 3/8" | 1/4" | 3/8" | 006 |
| 20803500 | 200803 | 1/2" | 3/8" | 1/2" | 008 |
| 21003500 | 201003 | 5/8" | 1/2" | 5/8" | 010 |
| 21203500 | 201203 | 3/4" | 5/8" | 3/4" | 012 |
| 21403500 | 201403 | 7/8" | 3/4" | 7/8" | 014 |
| 21603500 | 201603 | 1" | 7/8" | 1" | 016 |
| 21803500 | 201803 | 1 1/8" | 1" | 1 1/8" | 018 |
| 22003500 | 202003 | 1 1/4" | 1 1/8" | 1 1/4" | 020 |

| PN | | size closed I.D. | bundle lines O.D. | | SAE size |
|------------|------------|------------------|-------------------|--------|----------|
| 1/2" width | 5/8" width | | min. | max. | |
| 22203500 | 202203 | 1 3/8" | 1 1/4" | 1 3/8" | 022 |
| 22403500 | 202403 | 1 1/2" | 1 3/8" | 1 1/2" | 024 |
| 22603500 | 202603 | 1 5/8" | 1 1/2" | 1 5/8" | 026 |
| 22803500 | 202803 | 1 3/4" | 1 5/8" | 1 3/4" | 028 |
| 23003500 | 203003 | 1 7/8" | 1 3/4" | 1 7/8" | 030 |
| 23203500 | 203203 | 2" | 1 7/8" | 2" | 032 |
| 23503500 | 203503 | 2 1/2" | 2 3/8" | 2 1/2" | 040 |
| - | 203603 | 3" | 2 7/8" | 3" | 048 |
| 23803500 | 203803 | 3 1/2" | 3 3/8" | 3 1/2" | 056 |

WARNING: Cancer and Reproductive Harm www.P65Warnings.ca.gov.

Min qty: 10

Nylon Hose Clamps

Nylon Hose Clamps are a unique clamping solution that allows for reuse without any cutting. The clamps have snapping style grooves to tighten down with a simple hand pliers or air tool. They resist corrosion, salt water, weak acids, grease, and other common solvents. Clamps are most common in low pressure automotive applications. Flammability Rating 94V-2. Temperature Range: 32°F - 221°F (0°C - 105°C).

236912



236930



| PN | diameter range |
|--------|----------------|
| 236911 | .34" - .41" |
| 236912 | .41" - .47" |
| 236913 | .47" - .53" |
| 236914 | .53" - .59" |
| 236915 | .59" - .66" |
| 236916 | .67" - .81" |
| 236917 | .75" - .88" |
| 236918 | .88" - 1.00" |
| 236919 | .95" - 1.09" |

| PN | diameter range |
|---------|----------------|
| 236920 | 1.03" - 1.19" |
| 236921 | 1.25" - 1.44" |
| 236922 | 1.41" - 1.63" |
| 236923 | 1.59" - 1.81" |
| 236925 | 1.88" - 2.13" |
| 236930* | .34" - .41" |
| 236931* | .53" - .59" |
| 236932* | .67" - .81" |

* double locking

WARNING: Cancer and Reproductive Harm
www.P65Warnings.ca.gov.

Steel Hose Clamps



Scan for pricing or go to www.delcity.net/catalogpricing

www.delcity.net
info@delcity.net



Ideal-Tridon Micro Hose Clamps

Micro 300 stainless steel $\frac{5}{16}$ " band and plated carbon $\frac{1}{4}$ " hex head. 10 to 15lb torque for most applications. Meets SAE standards. Made in the USA.

| 300 stainless | | 300 all stainless | | diameter range | SAE size | band width |
|---------------|----------|-------------------|----------|------------------------------------|----------|------------------|
| PN | Ideal PN | PN | Ideal PN | | | |
| 3363 | 6204 | 336302 | 62604 | $\frac{5}{16}$ " - $\frac{5}{8}$ " | 004 | $\frac{5}{16}$ " |
| 3362 | 62P05 | 336502 | 62M05 | $\frac{5}{16}$ " - $\frac{3}{4}$ " | 005 | |
| 3364 | 6206 | 336402 | 62606 | $\frac{5}{16}$ " - $\frac{7}{8}$ " | 006 | |
| 3368 | 62P08 | 336801 | 62M08 | $\frac{7}{16}$ " - 1" | 008 | |
| 3361 | 62P10 | 336102 | 62M10 | $\frac{1}{2}$ " - $1\frac{1}{8}$ " | 010 | |

WARNING: Cancer and Reproductive Harm www.P65Warnings.ca.gov.

pkg qty: 10

Ideal-Tridon $\frac{1}{2}$ " Hose Clamps

200 stainless steel $\frac{1}{2}$ " band and plated carbon $\frac{5}{16}$ " hex head. 35lb torque for most applications. Meets SAE standards. Made in the USA.

| 200 stainless | | 300 stainless | | diameter range | SAE size | band width |
|---------------|----------|---------------|------------|-------------------------------------|----------|-----------------|
| PN | Ideal PN | PN | Ideal PN | | | |
| 3365 | 57060 | 336503 | 67004-0006 | $\frac{3}{8}$ " - $\frac{7}{8}$ " | 006 | $\frac{1}{2}$ " |
| 3366 | 57080 | 336602 | 67004-0008 | $\frac{5}{16}$ " - 1" | 008 | |
| 3367 | 57100 | 336702 | 67004-0010 | $\frac{1}{2}$ " - $1\frac{1}{8}$ " | 010 | |
| 3369 | 57120 | 336802 | 67004-0012 | $\frac{1}{2}$ " - $1\frac{1}{4}$ " | 012 | |
| 3370 | 57160 | 336902 | 67004-0016 | $1\frac{1}{8}$ " - $1\frac{1}{2}$ " | 016 | |
| 3371 | 57200 | 337002 | 67004-0020 | $\frac{3}{4}$ " - $1\frac{3}{4}$ " | 020 | |
| 3373 | 57240 | 337102 | 67004-0024 | 1" - 2" | 024 | |
| 3374 | 57280 | 337202 | 67004-0028 | $1\frac{1}{4}$ " - $2\frac{1}{4}$ " | 028 | |
| 3375 | 57320 | 337302 | 67004-0032 | $1\frac{1}{2}$ " - $2\frac{1}{2}$ " | 032 | |
| 3376 | 57360 | 337402 | 67004-0036 | $\frac{3}{4}$ " - $2\frac{3}{4}$ " | 036 | |
| 3377 | 57400 | 337502 | 67004-0040 | 1" - 3" | 040 | |
| 3378 | 57440 | 337602 | 67004-0044 | $1\frac{1}{4}$ " - $3\frac{1}{4}$ " | 044 | |
| 3379 | 57480 | 337702 | 67004-0048 | $1\frac{1}{2}$ " - $3\frac{1}{2}$ " | 048 | |
| 3380 | 57520 | 337802 | 67004-0052 | $1\frac{3}{4}$ " - $3\frac{3}{4}$ " | 052 | |
| 3381 | 57560 | 337902 | 67004-0056 | 2" - 4" | 056 | |
| — | — | 338002 | 67004-0064 | $2\frac{1}{2}$ " - $4\frac{1}{2}$ " | 064 | |
| — | — | 3382 | 67004-0096 | $4\frac{1}{2}$ " - $6\frac{1}{2}$ " | 096 | |

WARNING: Cancer and Reproductive Harm www.P65Warnings.ca.gov.

pkg qty: 10

Ideal-Tridon $\frac{9}{16}$ " Large Band All Stainless Hose Clamps

300 stainless steel band and $\frac{5}{16}$ " hex head. 35lb torque for most applications. Meets SAE standards. Made in the USA.

| PN | Ideal PN | diameter range | SAE size | band width | PN | Ideal PN | diameter range | SAE size | band width |
|--------|------------|--------------------------------------|----------|------------------|--------|------------|------------------------|----------|------------------|
| 310128 | 63004-0128 | $2\frac{1}{2}$ " - $8\frac{1}{2}$ " | 128 | $\frac{9}{16}$ " | 310248 | 63004-0248 | $2\frac{1}{2}$ " - 16" | 248 | $\frac{9}{16}$ " |
| 310152 | 63004-0152 | $2\frac{1}{2}$ " - 10" | 152 | | 310312 | 63004-0312 | $2\frac{1}{2}$ " - 20" | 312 | |
| 310188 | 63004-0188 | $2\frac{1}{2}$ " - $12\frac{1}{4}$ " | 188 | | | | | | |

WARNING: Cancer and Reproductive Harm www.P65Warnings.ca.gov.

Ideal-Tridon SmartSeal Stainless Steel Hose Clamps

SmartSeal clamps prevent unwanted flow of fluid and air and seals in a steady 360° degree pattern in response to pressure and temperature changes. 300 stainless steel $\frac{1}{2}$ " band, feature a one-piece housing, $\frac{1}{2}$ " spring SmartLiner and $\frac{5}{16}$ " hex head. 48 lbs torque for most applications. Ideal for hoses with wall thickness greater than .177". Meets SAE standards. Made in the USA.

| PN | Ideal PN | diameter range | SAE size | PN | Ideal PN | diameter range | SAE size |
|--------|------------|---|----------|--------|------------|--|----------|
| 372116 | 37215-0016 | $1\frac{1}{32}$ " - $1\frac{1}{2}$ " | 016 | 372136 | 37215-0036 | $2\frac{1}{8}$ " - $2\frac{9}{16}$ " | 036 |
| 372120 | 37215-020 | $1\frac{1}{8}$ " - $1\frac{9}{16}$ " | 020 | 372140 | 37215-0040 | $2\frac{5}{16}$ " - $2\frac{13}{16}$ " | 040 |
| 372122 | 37215-0022 | $1\frac{1}{16}$ " - $1\frac{11}{16}$ " | 022 | 372148 | 37215-0048 | $2\frac{11}{16}$ " - $3\frac{5}{16}$ " | 048 |
| 372124 | 37215-0024 | $1\frac{1}{2}$ " - $1\frac{13}{16}$ " | 024 | 372152 | 37215-0052 | $2\frac{7}{8}$ " - $3\frac{5}{16}$ " | 052 |
| 372128 | 37215-0028 | $1\frac{3}{4}$ " - $2\frac{1}{16}$ " | 028 | 372156 | 37215-0056 | $3\frac{1}{16}$ " - $3\frac{13}{16}$ " | 056 |
| 372132 | 37215-0032 | $1\frac{11}{16}$ " - $2\frac{15}{16}$ " | 032 | 372160 | 37215-0060 | $3\frac{3}{4}$ " - $4\frac{1}{16}$ " | 060 |
| 372134 | 37215-0034 | 2" - $2\frac{1}{16}$ " | 034 | | | | |

WARNING: Cancer and Reproductive Harm www.P65Warnings.ca.gov.

pkg qty: 10





Ideal-Tridon SmartSeal Heavy-Duty Stainless Steel Hose Clamps

SmartSeal Heavy-duty clamps prevent unwanted flow of fluid and air and seals in a steady 360° degree pattern in response to pressure and temperature changes. 300 stainless steel 5/8" band, feature a two-piece housing and a 5/8" spring SmartLiner. 410 stainless steel 5/16" hex head. 100 lbs torque for most applications. Ideal for hoses with wall thickness ranging from .080" to .315". Meets SAE standards. Made in the USA.

| PN | Ideal PN | diameter range | SAE size |
|--------|------------|-----------------|----------|
| 382238 | 38215-0238 | 1 5/8" - 2 1/8" | 238 |
| 382262 | 38215-0262 | 1 7/8" - 2 3/8" | 262 |
| 382272 | 38215-0275 | 2" - 2 1/2" | 272 |
| 382288 | 38215-0288 | 2 1/8" - 2 5/8" | 288 |
| 382300 | 38215-0300 | 2 1/4" - 2 3/4" | 300 |
| 382325 | 38215-0325 | 2 1/2" - 3" | 325 |
| 382350 | 38215-0350 | 2 3/4" - 3 1/4" | 350 |

| PN | Ideal PN | diameter range | SAE size |
|--------|------------|------------------|----------|
| 382375 | 38215-0375 | 2 7/8" - 3 1/2" | 375 |
| 382400 | 38215-0400 | 3 1/8" - 3 3/4" | 400 |
| 382425 | 38215-0425 | 3 5/16" - 4" | 425 |
| 382450 | 38215-0450 | 3 7/16" - 4 1/4" | 450 |
| 382512 | 38215-0512 | 4 1/16" - 4 7/8" | 512 |
| 382562 | 38215-0562 | 4 3/16" - 5 3/8" | 562 |
| 382612 | 38215-0612 | 5 1/16" - 5 7/8" | 612 |

WARNING: Cancer and Reproductive Harm www.P65Warnings.ca.gov.

pkg qty: 10



Scan for pricing or go to www.delcity.net/catalogpricing

1.800.654.4757
f:1.800.431.1293

Ideal-Tridon Lined All Stainless Hose Clamps

Designed for use with silicone rubber and other soft hose applications to prevent it extruding or shearing. 316 stainless steel band is 1/2" with a 5/16" hex head. 35 lbs torque for most applications. Meets SAE standards. Made in the USA.



| PN | Ideal PN | diameter range | SAE size |
|--------|----------|-------------------|----------|
| 336604 | 6708M | 5/8" - 1" | 008 |
| 336704 | 6710M | 1 1/16" - 1 1/16" | 010 |
| 336804 | 6712M | 1 1/16" - 1 1/4" | 012 |
| 336904 | 6716M | 3/4" - 1 1/2" | 016 |
| 337004 | 6720M | 1" - 1 3/4" | 020 |

| PN | Ideal PN | diameter range | SAE size |
|--------|----------|-------------------|----------|
| 337104 | 6724M | 1 1/16" - 2" | 024 |
| 337204 | 6728M | 1 5/16" - 2 1/4" | 028 |
| 337304 | 6732M | 1 5/16" - 2 1/2" | 032 |
| 337404 | 6736M | 1 13/16" - 2 3/4" | 036 |

pkg qty: 10

WARNING: Cancer and Reproductive Harm www.P65Warnings.ca.gov.

Ideal-Tridon Flex-Gear All Stainless Hose Clamps

Feature a Belleville spring design to eliminate "cold flow" leakage and an inner liner to protect against shearing and damage. Ideal for fluctuating temperature applications and thermal compensation. 300 stainless steel 5/16" lined band and 410 stainless steel 5/16" hex head. 50 lbs torque for most applications. Meets SAE standards. Made in the USA.



| PN | Ideal PN | diameter range | SAE size |
|------|----------|------------------|----------|
| 3201 | 47010 | 9/16" - 1 1/16" | 010 |
| 3202 | 47012 | 5/8" - 1 1/4" | 012 |
| 3204 | 47016 | 1 3/16" - 1 1/2" | 016 |
| 3206 | 47020 | 1 3/16" - 1 3/4" | 020 |
| 3208 | 47024 | 1 1/16" - 2" | 024 |
| 3210 | 47028 | 1 5/16" - 2 1/4" | 028 |

| PN | Ideal PN | diameter range | SAE size |
|------|----------|-------------------|----------|
| 3212 | 47032 | 1 9/16" - 2 1/2" | 032 |
| 3214 | 47036 | 1 11/16" - 2 3/4" | 036 |
| 3216 | 47040 | 2 1/16" - 3" | 040 |
| 3218 | 47044 | 2 5/16" - 3 1/4" | 044 |
| 3222 | 47048 | 2 9/16" - 3 1/2" | 048 |

pkg qty: 10

WARNING: Cancer and Reproductive Harm www.P65Warnings.ca.gov.

Ideal-Tridon Turn-Key Hose Clamps

Installs with a simple hand twist, no tools required. Reusable and removable plastic screw cap for a tamper-resistant connection. 200 stainless steel 1/2" band and plated carbon steel capped screw. Meets SAE standards. Made in the USA.



| PN | Ideal PN | diameter range | SAE size |
|------|----------|----------------|----------|
| 3004 | 6Y004 | 5/16" - 5/8" | 004 |
| 3006 | 6Y006 | 3/8" - 7/8" | 006 |
| 3012 | 5Y012 | 1/2" - 1 1/4" | 012 |
| 3020 | 5Y020 | 3/4" - 1 3/4" | 020 |

| PN | Ideal PN | diameter range | SAE size |
|------|----------|-----------------|----------|
| 3028 | 5Y028 | 1 1/4" - 2 1/4" | 028 |
| 3036 | 5Y036 | 1 3/4" - 2 3/4" | 036 |
| 3048 | 5Y048 | 2 1/2" - 3 1/2" | 048 |
| 3064 | 5Y064 | 2 1/2" - 4 1/2" | 064 |

WARNING: Cancer and Reproductive Harm www.P65Warnings.ca.gov.

pkg qty: 10

Ideal-Tridon Pow'r-Gear 6X Stainless Steel Hose Clamps

For high vibration and stubborn leakage applications. 5/8" heavy gauge 300 stainless steel band and 410 stainless steel 5/16" hex head. 75 to 90 lbs torque for most applications. Wide diameter range for minimized inventory. Meets SAE standards. Made in the USA.



| PN | Ideal PN | diameter range | SAE size |
|--------|----------|-----------------|----------|
| 366262 | 6X200 | 1 1/4" - 2 5/8" | 262 |
| 366412 | 6X300 | 2" - 4 1/8" | 412 |

| PN | Ideal PN | diameter range | SAE size |
|--------|----------|----------------|----------|
| 366612 | 6X400 | 4" - 6 1/8" | 612 |
| 366912 | 6X500 | 6" - 9 1/8" | 912 |

WARNING: Cancer and Reproductive Harm www.P65Warnings.ca.gov.

pkg qty: 10



Scan for pricing or go to www.delcity.net/catalogpricing

www.delcity.net
info@delcity.net



Ideal-Tridon Flexible Hose Clamp Driver

Allows for 90° degree flexible access in hard to reach places. Fits mini and standard hose clamp screw head sizes 1/4" or 5/16". Use with Ideal Tridon clamps as well as competing products. Made in the USA.

| PN | Ideal PN | length |
|---------|--------------|--------|
| 9990058 | 800019999058 | 11" |

WARNING: Cancer and Reproductive Harm www.P65Warnings.ca.gov.



Micro Hose Clamps

5/16" stainless steel band, 1/4" hex head screw. Meet SAE standard J1508 Type M.

| PN | | diameter range | SAE size | band width |
|-----------|---------------|----------------|----------|------------|
| stainless | all stainless | | | |
| 2363DL | 236302 | 7/32" - 5/8" | 004 | 5/16" |
| 2364DL | 236402 | 7/16" - 25/32" | 006 | |

WARNING: Cancer and Reproductive Harm www.P65Warnings.ca.gov.



Standard Hose Clamps

1/2" stainless steel band, 5/16" hex head - carbon steel. Meet SAE standard J1508 Type F.

| PN | | | | | PN | | | | |
|-----------|---------------|------------------|----------|------------|-----------|---------------|-------------------|----------|------------|
| stainless | all stainless | diameter range | SAE size | band width | stainless | all stainless | diameter range | SAE size | band width |
| 2365DL | 236502 | 7/16" - 25/32" | 006 | 1/2" | 2373 | 237302 | 19/16" - 2 1/2" | 032 | 1/2" |
| 2366 | 236602 | 1/2" - 29/32" | 008 | | 2374DL | 237402 | 11 3/16" - 2 3/4" | 036 | |
| 2367 | 236702 | 9/16" - 1 1/16" | 010 | | 2375 | 237502 | 2 1/16" - 3" | 040 | |
| 2368DL | 236802 | 1 1/16" - 1 1/4" | 012 | | 2376 | 237602 | 2 5/16" - 3 1/4" | 044 | |
| 2369DL | 236902 | 1 3/16" - 1 1/2" | 016 | | 2377DL | 237702 | 2 9/16" - 3 1/2" | 048 | |
| 2370DL | 237002 | 1 3/16" - 1 3/4" | 020 | | 2378DL | 237802 | 2 13/16" - 3 3/4" | 052 | |
| 2371DL | 237102 | 1 1/16" - 2" | 024 | | 2379 | 237902 | 3 1/16" - 4" | 056 | |
| 2372 | 237202 | 1 5/16" - 2 1/4" | 028 | | | | | | |

pkg qty: 10

WARNING: Cancer and Reproductive Harm www.P65Warnings.ca.gov.



Shielded Hose Clamps

Designed for use on silicone and other soft hose material. Features an inner 1/2" stainless steel band to prevent material from protruding through the notches in the outer band. One-piece inner liner is double welded preventing separation. Has a 5/16" hex head carbon steel screw. All Clamps meet SAE standard J1508 Type F.

| PN | diameter range | band width | PN | diameter range | band width | PN | diameter range | band width |
|--------|-----------------|------------|--------|------------------|------------|--------|------------------|------------|
| 236504 | 7/16" - 25/32" | 1/2" | 236804 | 1 1/16" - 1 1/4" | 1/2" | 237104 | 1 1/16" - 2" | 1/2" |
| 236604 | 1/2" - 29/32" | | 236904 | 1 3/16" - 1 1/2" | | 237204 | 1 5/16" - 2 1/4" | |
| 236704 | 9/16" - 1 1/16" | | 237004 | 1 3/16" - 1 3/4" | | 237304 | 1 9/16" - 2 1/2" | |

pkg qty: 10

WARNING: Cancer and Reproductive Harm www.P65Warnings.ca.gov.



Constant Torque Clamps

Provides automatic adjustments for constant torque on expanding and contracting hoses. The housing is riveted to the saddle at four points providing added strength. The shield protects soft hoses from damage and helps to maintain consistent sealing pressure. Torque rated to 40-70 in/lbs. All clamps have a 5/16" stainless steel band, 5/16" stainless steel hex head screw and meet SAE standard J1508 Type SLHD.

| PN | diameter range | SAE size | band width | PN | diameter range | SAE size | band width |
|--------|------------------|----------|------------|--------|-------------------|----------|------------|
| 2200 | 9/16" - 1 1/16" | 10 | 9/16" | 2212DL | 1 1/16" - 2 1/2" | 32 | 9/16" |
| 2202DL | 1 1/16" - 1 1/4" | 12 | | 2214DL | 11 3/16" - 2 3/4" | 36 | |
| 2204DL | 1 3/16" - 1 1/2" | 16 | | 2216DL | 2 1/16" - 3" | 40 | |
| 2206DL | 1 3/16" - 1 3/4" | 20 | | 2218DL | 2 5/16" - 3 1/4" | 44 | |
| 2208DL | 1 1/16" - 2" | 24 | | 2222DL | 2 9/16" - 3 1/2" | 48 | |

WARNING: Cancer and Reproductive Harm www.P65Warnings.ca.gov.

Fuel Injection Hose Clamps

Designed with a non-perforated band of aluzinc-coated carbon. Comes with a zinc-plated screw and a steel nut.

| PN | diameter range | PN | diameter range |
|--------|----------------|--------|----------------|
| 210402 | 7/16" - 1/2" | 210802 | 9/16" - 5/8" |
| 210602 | 1/2" - 9/16" | | |

pkg qty: 10

WARNING: Cancer and Reproductive Harm www.P65Warnings.ca.gov.



Muffler Clamps

Each clamp is made up of an 11 ga. saddle, 3/8" diameter U-bolt and two serrated nuts that provide secure exhaust connections. Clamps are made from 14 ga. mild steel.

| PN | diameter | PN | diameter | PN | diameter |
|----------|----------|----------|----------|----------|----------|
| 12200134 | 1 3/4" | 12200212 | 2 1/2" | 12200400 | 4" |
| 12200178 | 1 7/8" | 12200234 | 2 3/4" | 12200500 | 5" |
| 12200200 | 2" | 12200300 | 3" | | |
| 12200214 | 2 1/4" | 12200312 | 3 1/2" | | |

⚠ WARNING: Cancer and Reproductive Harm www.P65Warnings.ca.gov.



Exhaust Hangers

Manufactured from high-strength steel and designed to work with various sized pipes and U-bolt clamps. Hangers can be cut, bent or modified to fit most applications.

| PN | type |
|----------|--|
| 12201100 | "swivel" hanger H.D. 360 design |
| 12201105 | universal hanger for 1 1/2" - 2 1/2" pipes |
| 12201109 | universal strap hanger |
| 12201200 | swivel tail pipe hanger |

⚠ WARNING: Cancer and Reproductive Harm www.P65Warnings.ca.gov.



Stainless Steel Safety Wire

Made from Grade 304 Stainless Steel, Safety Wire provides strength and great corrosion resistance, and is annealed for ease of use.

| PN | length | size |
|----------|--------|--------|
| 12202202 | 600' | 0.025" |
| 12202204 | 360' | 0.032" |
| 12202206 | 200' | 0.041" |

⚠ WARNING: Cancer and Reproductive Harm www.P65Warnings.ca.gov.

Clamp Making Tool

Designed to tighten safety wire to create a custom clamp with strength and versatility.

| PN | material |
|--------|-----------------|
| 990040 | stainless steel |

⚠ WARNING: Cancer and Reproductive Harm www.P65Warnings.ca.gov.



CABLE WRAPTOR

Cable Wraptor™

Provide an ideal solution for all of your cord or cable bundling applications. The "T" handle with mounting hole provides a comfortable carrying grip and easily hangs for storage. The large and evenly spaced teeth design ensures a strong and secure locking system. It is manufactured from durable impact resistant plastic with stainless steel hinge pin.

| PN | description | clamp diameter | max load* |
|--------|-------------|----------------|--------------|
| 989602 | large | 3" | 100 lbs |
| 989604 | x-large | 4" | 150 lbs |
| 989605 | kit | 1" - 4" | 25 - 150 lbs |

* Max load shown is for reference only. Actual sustainable load varies based on application.


⚠ WARNING: Cancer and Reproductive Harm www.P65Warnings.ca.gov.



Scan for pricing or go to www.delcity.net/catalogpricing

1.800.654.4757
f:1.800.431.1293





CONNECTIONS

Terminal Types



Scan for pricing or go to www.delcity.net/catalogpricing

www.delcity.net
info@delcity.net



Bullet

- Crimp & Heat Shrink
- Nylon w/Brass Sleeve
- Standard Nylon
- Vinyl



Butt & Parallel

- Crimp & Heat Shrink
- Crimp, Nylon & Heat Shrink
- Lead-Free Solder & Heat Shrink
- Crimp, Lead-Free Solder & Heat Shrink
- Nylon - Sealant Filled
- Nylon w/Brass Sleeve
- Standard Nylon
- Vinyl
- High-Temp Iron
- Non-Insulated



Push-on (Quick Connect)

- Crimp & Heat Shrink
- Solder & Heat Shrink - Lead-Free
- Crimp, Lead-Free Solder & Heat Shrink
- Nylon w/Brass Sleeve
- Standard Nylon
- Funnel Entry Vinyl
- Vinyl
- High-Temp Iron
- Non-Insulated



Spade

- Crimp & Heat Shrink
- Nylon w/Brass Sleeve
- Standard Nylon
- Funnel Entry Vinyl
- Vinyl
- Non-Insulated
- High-Temp Iron



Specialty

- Crimp & Heat Shrink
- Nylon w/Brass Sleeve
- Standard Nylon
- Vinyl
- Non-Insulated



Ring

- Crimp & Heat Shrink
- Lead-Free Solder & Heat Shrink
- Crimp, Lead-Free Solder & Heat Shrink
- Nylon w/Brass Sleeve
- Standard Nylon
- Funnel Entry Vinyl
- Vinyl
- High-Temp Iron
- Non-Insulated



Hook

- Standard Nylon
- Non-Insulated



Star

- Vinyl
- Non-Insulated



Wire Ferrules

- Insulated
- Non-Insulated
- Twin Insulated

Insulation Types



non-insulated



high temperature



vinyl-insulated butted seam barrel



vinyl-insulated funnel entry



nylon-insulated reinforced w/ brass sleeve



clear nylon-insulated brazed barrel



crimp & heat shrink



crimp, solder & heat shrink



solder & heat shrink

Color Code



22-18 & 8 gauge



16-14 & 6 gauge



12-10 & 4 gauge

Comparison Chart



| | gauge range | crimp, heat shrink | crimp, nylon, heat shrink | solder, heat shrink | crimp, solder, heat shrink | nylon-sealant filled | nylon w/ brass sleeve | standard nylon | vinyl | high-temp iron | non-insulated | insulated | twin insulated |
|----------------------------|-------------|--------------------|---------------------------|---------------------|----------------------------|----------------------|-----------------------|----------------|-------|----------------|---------------|-----------|----------------|
| Bullet | 22-14 | X | — | — | — | — | X | X | X | — | — | — | — |
| Butt | 26-4 | X | X | X* | X* | X | X | X | X | X | X | — | — |
| Parallel Connectors | 22-6 | — | — | — | — | — | — | — | — | — | X | — | — |
| Push-on | 22-10 | X | — | X* | X* | — | X | X | X | X | X | — | — |
| Spade | 22-10 | X | — | — | — | — | X | X | X | X | X | — | — |
| Ring | 22-2 | X | — | X* | X* | — | X | X | X | X | X | — | — |
| Star Ring | 22-14 | — | — | — | — | — | — | — | X | — | X | — | — |
| Flag Ring | 16-4 | — | — | — | — | — | — | — | — | — | X | — | — |
| Hook | 22-10 | — | — | — | — | — | — | X | — | — | X | — | — |
| Specialty | 22-10 | X | — | — | — | — | X | X | X | — | X | — | — |
| Wire Ferrules | 24-2 | — | — | — | — | — | — | — | — | — | X | X | X |

X annotates option is available — annotates option is not available * Lead-Free



Scan for pricing or go to www.delcity.net/catalogpricing

1.800.654.4757
f:1.800.431.1293

STUD SIZE



HEAT SHRINK INSTALLATION



INFORMATION

Non-insulated terminals are the most economical and are used where special performance or insulation characteristics are not necessary. Insulated terminals are used where an insulated barrel is necessary and desirable. Industry standard color coding of insulation indicates proper wire gauge.

Strip Length: 1/4"

Insulation Temperature: 105°C (221°F)

Voltage: 600V maximum, building wire; 1000V maximum, signs and fixtures.

Tools: Follow manufacturing crimping instructions (one crimp only).

Caution: Appropriate electrical codes must be followed in all electrical work. Power must be off prior to installation and removal of wire connectors.

Notice: Sellers and manufacturers only obligation shall be to replace such quantity of the product proved to be defective. Neither seller or manufacturer shall be liable for any injury, loss or damage, direct or consequential, arising out of the use of or the inability to use the product.

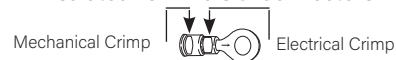
INSTALLATION PROCEDURE:

Funnel Barrel Feature provides an excellent electrical and mechanical connection:

1. Funnel design guides wire into position.
2. No wire strand hang-up as the wire is inserted, giving a fast, positive installation.
3. Wire is in place, ready for crimping. For maximum crimping performance, the barrel of connector must be properly indexed in the crimp tool station.

Correct crimping is important to assure a strong connection.

Insulated Terminals & Connectors



Non-insulated Terminals & Connectors



Indent should be opposite the barrel seam.

Bullet Terminals



Scan for pricing or go to www.delcity.net/catalogpricing

www.delcity.net
info@delcity.net

Adhesive-Lined Heat Shrink Terminals

Ultra Performance



Heat Shrink - Crimp

| gauge | male/female | inside width standard | | | ratings/cert. |
|-------|-------------|-----------------------|--------|--------|---------------|
| | | .156" | .176" | tubing | |
| 16-14 | female | 961005 | 962095 | .235 | RoHS |
| 16-14 | male | 962005 | 962075 | .235 | |
| 20-18 | female | 961000 | 962090 | .235 | |
| 20-18 | male | 962000 | 962070 | .235 | |

WARNING: Cancer and Reproductive Harm www.P65Warnings.ca.gov.

min. 10 pcs.

molex



Perma-Seal™ Heat Shrink - Crimp

| gauge | male/female | inside width standard | | | | | | ratings/cert. |
|-------|-------------|-----------------------|-----------|--------|--------|-----------|--------|-------------------|
| | | .156" | | tubing | .176" | | tubing | |
| | | PN | Molex PN | | PN | Molex PN | | |
| 16-14 | female | 961009 | 191640054 | 0.230 | 962079 | 191640055 | 0.230 | RoHS UL CSA |
| 16-14 | male | 962009 | 191640040 | 0.264 | 962099 | 191640039 | 0.230 | |
| 22-18 | female | 961019 | 191640010 | 0.235 | 962999 | 191640053 | 0.235 | |
| 22-18 | male | 962019 | 191640028 | 0.235 | 962179 | 191640009 | 0.235 | |

WARNING: Cancer and Reproductive Harm www.P65Warnings.ca.gov.

min. 10 pcs.

Nylon Insulated Terminals

Premium Performance



Nylon W/Brass Sleeve (Double Crimp) – Bullet Terminals

| gauge | male/female | inside width standard | | ratings/cert. |
|-------|-------------|-----------------------|---------------------|---------------|
| | | 0.156" (stock .030) | 0.180" (stock .030) | |
| 22-18 | male | 641205 | — | RoHS |
| 16-14 | male | 642205 | 642405 | |
| 22-18 | female | 641210 | — | |
| 16-14 | female | 642210 | 642410 | |

WARNING: Cancer and Reproductive Harm www.P65Warnings.ca.gov.

min. 100 pcs.

Clear Nylon



| gauge | male/female | inside width standard | | ratings/cert. |
|------------------------------|-------------|-----------------------|---------------------|---------------|
| | | 0.156" (stock .030) | 0.180" (stock .030) | |
| 22-18 | male | 841205 | 841405 | RoHS |
| 16-14 | male | 842205 | 842405 | |
| inside width fully insulated | | | | |
| 22-18 | male | 800525 | — | RoHS |
| 16-14 | male | 800565 | — | |
| 22-18 | female | 800725 | 800925 | |
| 16-14 | female | 800735 | 800935 | |

WARNING: Cancer and Reproductive Harm www.P65Warnings.ca.gov.

min. 100 pcs.

Vinyl Insulated Terminals

Standard Performance



Vinyl

| gauge | male/female | inside width | | ratings/cert. |
|-------------|-------------|---------------------|---------------------|---------------|
| | | 0.156" (stock .020) | 0.180" (stock .030) | |
| 22-18 | male | 441205 | 441405 | RoHS |
| 16-14 | male | 440205 | 442405 | |
| 22-18 | female | 449105 | — | |
| 16-14 | female | 449205 | 449255 | |
| 3-way std.* | female | 449005 | — | |

WARNING: Cancer and Reproductive Harm www.P65Warnings.ca.gov.

min. 100 pcs.

3-way std. min. 10 pcs.

Adhesive-Lined Heat Shrink Terminals

Ultra Performance

molex



Heat Shrink - Crimp

| gauge | butted seam | seamless | brazed barrel | tubing ID | ratings/cert. |
|-------|-------------|----------|---------------|-----------|-------------------|
| 24-22 | 920005 | — | — | .125 | RoHS UL CSA |
| 22-18 | — | 921005 | — | .186 | |
| 16-14 | — | 922005 | — | .216 | |
| 12-10 | — | 923005 | — | .279 | |
| 8 | — | — | 924005 | .330 | |

⚠ WARNING: Cancer and Reproductive Harm www.P65Warnings.ca.gov. min. 10 pcs.

Perma-Seal™ Heat Shrink - Crimp

| gauge | seamless barrel | | tube ID | ratings/cert. |
|-------|-----------------|-----------|---------|-------------------|
| | PN | Molex PN | | |
| 22-18 | 921009 | 191640013 | 0.185 | RoHS UL CSA |
| 16-14 | 922009 | 191640044 | 0.195 | |
| 12-10 | 923009 | 191640056 | 0.275 | |
| 8 | 924009 | 191640079 | 0.300 | |

⚠ WARNING: Cancer and Reproductive Harm www.P65Warnings.ca.gov. min. 10 pcs.

Window Heat Shrink - Crimp

| gauge | seamless barrel | tubing ID | ratings/cert. |
|-------|-----------------|-----------|-------------------|
| 22-18 | 923020 | .186 | RoHS UL CSA |
| 16-14 | 923015 | .216 | |
| 12-10 | 923010 | .279 | |

⚠ WARNING: Cancer and Reproductive Harm www.P65Warnings.ca.gov. min. 10 pcs.

Clear-View Heat Shrink - Crimp

| gauge | seamless barrel | tubing ID | ratings/cert. |
|-------|-----------------|-----------|---------------|
| 22-18 | 941005 | .186 | RoHS |
| 16-14 | 942005 | .216 | |
| 12-10 | 943005 | .279 | |

⚠ WARNING: Cancer and Reproductive Harm www.P65Warnings.ca.gov. min. 10 pcs.

Nylon Sleeve & Heat Shrink - Crimp

| gauge | seamless barrel | tubing ID | ratings/cert. |
|-------|-----------------|-----------|-------------------|
| 22-18 | 923035 | .187 | RoHS UL CSA |
| 16-14 | 923030 | .250 | |
| 12-10 | 923025 | .375 | |

⚠ WARNING: Cancer and Reproductive Harm www.P65Warnings.ca.gov. min. 10 pcs.

Step-Down Heat Shrink - Crimp

| gauge | PN | tubing ID | ratings/cert. |
|----------------|--------|-----------|-------------------|
| 24-22 / 20 -18 | 921110 | .186 | RoHS UL CSA |
| 22-18 / 16-14 | 921115 | .216 | |
| 16-14 / 12-10 | 922225 | .279 | |
| 12-10 / 8 | 923335 | .330 | |

⚠ WARNING: Cancer and Reproductive Harm www.P65Warnings.ca.gov. min. 10 pcs.

Perma-Seal™ Step-Down Heat Shrink - Crimp

| gauge | PN | Molex PN | tubing ID | ratings/cert. |
|-------------|--------|-----------|-----------|-------------------|
| 22-18/16-14 | 921119 | 191640043 | 0.195 | RoHS UL CSA |
| 16-14/12-10 | 922229 | 191640077 | 0.280 | |

⚠ WARNING: Cancer and Reproductive Harm www.P65Warnings.ca.gov. min. 10 pcs.

Clear-View, Step-Down Heat Shrink - Crimp

| gauge | PN | tubing ID | ratings/cert. |
|---------------|--------|-----------|---------------|
| 24-22 / 20-18 | 941110 | .186 | RoHS |
| 22-18 / 16-14 | 941115 | .216 | |
| 16-14 / 12-10 | 942225 | .279 | |
| 12-10 / 8 | 943335 | .330 | |

⚠ WARNING: Cancer and Reproductive Harm www.P65Warnings.ca.gov. min. 10 pcs.



Scan for pricing or go to www.delcity.net/catalogpricing

1.800.654.4757
f:1.800.431.1293



Scan for pricing or go to www.delcity.net/catalogpricing

www.delcity.net
info@delcity.net

2-1 Heat Shrink - Crimp

| gauge | | PN | tube color | tubing ID | ratings/cert. |
|--------|--------|--------|-------------------|-----------|-------------------|
| 1 wire | 2 wire | | | | |
| 24-22 | 24-22 | 940000 | clear/white dash | .220 | RoHS UL CSA |
| 22-18 | 20-18 | 940005 | clear/red dash | .300 | |
| 16-14 | 16-14 | 940010 | clear/blue dash | .350 | |
| 12-10 | 12-10 | 940015 | clear/yellow dash | .450 | |

WARNING: Cancer and Reproductive Harm www.P65Warnings.ca.gov.

min. 10 pcs.

Heat Shrink - Lead-Free Solder

| gauge | PN | tubing ID | ratings/cert. |
|-------|----------|-----------|---------------|
| 24-22 | 966605LF | .125 | RoHS |
| 22-18 | 966615LF | .227 | |
| 16-14 | 966625LF | .255 | |
| 12-10 | 966635LF | .320 | |
| 8 | 966645LF | .330 | |

WARNING: Cancer and Reproductive Harm www.P65Warnings.ca.gov.

min. 10 pcs.

Heat Shrink - Crimp & Lead-Free Solder

| gauge | PN | tubing ID | ratings/cert. |
|-------|----------|-----------|---------------|
| 24-22 | 980005LF | .125 | RoHS |
| 22-18 | 981005LF | .227 | |
| 16-14 | 982005LF | .255 | |
| 12-10 | 983005LF | .320 | |

WARNING: Cancer and Reproductive Harm www.P65Warnings.ca.gov.

min. 10 pcs.

Step-Down Heat Shrink - Crimp & Lead-Free Solder

| gauge | PN | tubing ID | ratings/cert. |
|---------------|----------|-----------|---------------|
| 24-22 / 20-18 | 931110LF | .186 | RoHS |
| 22-18 / 16-14 | 931115LF | .216 | |
| 16-14 / 12-10 | 932225LF | .279 | |
| 12-10 / 8 | 933335LF | .330 | |

WARNING: Cancer and Reproductive Harm www.P65Warnings.ca.gov.

min. 10 pcs.

Nylon Insulated Terminals

Premium Performance

Heatless & Weather Resistant

| gauge | seamless | stock | ratings/cert. |
|-------|----------|-------|-------------------|
| 22-18 | 951005 | .030 | RoHS UL CSA |
| 16-14 | 952005 | .030 | |
| 12-10 | 953005 | .040 | |

WARNING: Cancer and Reproductive Harm www.P65Warnings.ca.gov.

min. 10 pcs.

Nylon With Brass Sleeve (Double Crimp)

| gauge | butted seam | stock | ratings/cert. |
|-------|-------------|-------|-------------------|
| 22-18 | 521005 | .030 | RoHS UL CSA |
| 16-14 | 522005 | .030 | |
| 12-10 | 523005 | .040 | |

WARNING: Cancer and Reproductive Harm www.P65Warnings.ca.gov.

min. 100 pcs.

Clear Nylon

| gauge | brazed barrel | solid barrel | stock | ratings/cert. |
|-------|---------------|--------------|-------|-------------------|
| 26-22 | — | 840005 | .030 | RoHS UL CSA |
| 22-18 | 821005 | 841005 | .030 | |
| 16-14 | 822005 | 842005 | .030 | |
| 12-10 | 823005 | 843005 | .040 | |
| 8 | — | 844005 | .050 | |

WARNING: Cancer and Reproductive Harm www.P65Warnings.ca.gov.

min. 100 pcs.

Moisture-Resistant Nylon

| gauge | butted seam | stock | ratings/cert. |
|-------|-------------|-------|---------------|
| 22-18 | 811005 | 0.030 | UL CSA |
| 16-14 | 812005 | 0.030 | |
| 12-10 | 813005 | 0.040 | |

WARNING: Cancer and Reproductive Harm www.P65Warnings.ca.gov.

min. 10 pcs.



3M




Vinyl

| gauge | butted seam | stock | ratings/cert. |
|-------|-------------|-------|-------------------|
| 22-18 | 421005 | .030 | RoHS UL CSA |
| 16-14 | 422005 | .030 | |
| 12-10 | 423005 | .040 | |
| 8 | 424005 | .050 | |
| 6 | 425005 | .050 | |
| 4 | 426005 | .075 | |

WARNING: Cancer and Reproductive Harm www.P65Warnings.ca.gov. *min. 25 pcs. **min. 100pc



Scan for pricing or go to www.delcity.net/catalogpricing



Step-Down Clear Vinyl

| gauge | solid barrel | stock | ratings/cert. |
|---------------|--------------|-------|---------------|
| 26-24 / 22-18 | 420115DL | .030 | RoHS |
| 22-18 / 16-14 | 421115 | .030 | |
| 16-14 / 12-10 | 422115 | .030 | |
| 12-10 / 8 | 423115 | .040 | |

WARNING: Cancer and Reproductive Harm www.P65Warnings.ca.gov. min. 10 pcs.

1.800.654.4757
f:1.800.431.1293



Nickel-Plated Iron, High Temperature

| gauge | butted seam | stock | ratings/cert. |
|-------|-------------|-------|-----------------------------------|
| 22-18 | 321005 | .030 | RoHS rated to 482°C (900°F) |
| 16-14 | 322005 | .030 | |
| 12-10 | 323005 | .040 | |

WARNING: Cancer and Reproductive Harm www.P65Warnings.ca.gov. min. 100 pcs.



Non-Insulated

| gauge | brazed barrel | solid barrel | stock | ratings/cert. |
|-------|---------------|--------------|-------|-------------------|
| 22-18 | 221005 | 241005 | .030 | RoHS UL CSA |
| 16-14 | 222005 | 242005 | .030 | |
| 12-10 | 223005 | 243005 | .040 | |
| 8* | 224005 | — | .050 | — |
| 6* | 225005 | — | .050 | |
| 4* | 226005 | — | .075 | |
| 2** | — | 227005 | .075 | |
| 1** | — | 211005 | .030 | |
| 1/0** | — | 212005 | .030 | |
| 2/0** | — | 213005 | .038 | |
| 3/0** | — | 214005 | .050 | |

WARNING: Cancer and Reproductive Harm www.P65Warnings.ca.gov. * min. 25 pcs., ** min. 10 pcs. all other min. 100 pcs.



Step-Down Non-Insulated

| gauge | solid barrel | stock | ratings/cert. |
|---------------|--------------|-------|---------------|
| 26-24 / 22-18 | 220115 | .030 | RoHS |
| 22-18 / 16-14 | 221115 | .030 | |
| 16-14 / 12-10 | 222115 | .030 | |
| 12-10 / 8 | 223115 | .040 | |

WARNING: Cancer and Reproductive Harm www.P65Warnings.ca.gov. min. 10 pcs.



Scan for pricing or go to www.delcity.net/catalogpricing

www.delcity.net
info@delcity.net



Parallel Standard

| PN | wire range | stock | ratings/cert. |
|--------|--|-------|-------------------|
| 214105 | 1#22 to 1#22, 20, 18, 16 1#20 to 1#20,18, 16 1#18 to 1#18 | .030 | RoHS UL CSA |
| 214205 | 1#22 to 1#14 1#20 to 1#14 1#18 to 1#16, 14 1#16 to 1#16 | .030 | |
| 214305 | 1#18 to 1#12, 10 1#16 to 1#14, 12, 10 1#14 to 1#14, 12, 10 1#12 to 1#12 | .040 | |
| 214405 | 1#18 to 1#8 1#16 to 1#8 1#14 to 1#8 1#12 to 1#10 | .050 | |
| 214505 | 1#14 to 1#6 1#12 to 1#8, 6 1#10 to 1#10, 8, 6 1#8 to 1#8 | .050 | |
| 214605 | 1#12 to 1#4 1#10 to 1#4 1#8 to 1#6 | .075 | |

WARNING: Cancer and Reproductive Harm www.P65Warnings.ca.gov.

min. 100 pcs.

Push-On Terminals

Adhesive-Lined Heat Shrink Terminals

Ultra Performance



female



male


molex



female



male



female



male

Heat Shrink - Crimp

| gauge | male/female | inside width .250" | | tubing ID | ratings/cert. |
|-------|-------------|--------------------|-----------------|-----------|---------------|
| | | PN | fully insulated | | |
| 22-18 | female | | 964005 | .186 | RoHS |
| 16-14 | female | | 964205 | .216 | |
| 12-10 | female | | 964405 | .279 | |
| 22-18 | male | | 964105 | .186 | |
| 16-14 | male | | 964305 | .216 | |
| 12-10 | male | | 964505 | .279 | |

WARNING: Cancer and Reproductive Harm www.P65Warnings.ca.gov.

min. 10 pcs.

Perma-Seal™ Heat Shrink - Crimp

| gauge | male/female | inside width .250" | | tubing ID | ratings/cert. |
|-------|-------------|--------------------|-----------|-----------|-------------------|
| | | PN | Molex PN | | |
| 22-18 | female | 964009 | 191640017 | 0.170 | RoHS UL CSA |
| 16-14 | female | 964209 | 191640050 | 0.180 | |
| 12-10 | female | 964409 | 191640076 | 0.230 | |
| 22-18 | male | 964109 | 191640015 | 0.170 | |
| 16-14 | male | 964309 | 191640048 | 0.180 | |
| 12-10 | male | 964509 | 191640075 | 0.230 | |

WARNING: Cancer and Reproductive Harm www.P65Warnings.ca.gov.

min. 10 pcs.

Clear-View Heat Shrink - Crimp

| gauge | male/female | inside width .250" | | tubing ID | ratings/cert. |
|-------|-------------|--------------------|-----------------|-----------|---------------|
| | | PN | fully insulated | | |
| 22-18 | female | | 944005 | 0.186 | RoHS |
| 16-14 | female | | 944205 | 0.216 | |
| 12-10 | female | | 944405 | 0.279 | |
| 22-18 | male | | 944105 | 0.186 | |
| 16-14 | male | | 944305 | 0.216 | |
| 12-10 | male | | 944505 | 0.279 | |

WARNING: Cancer and Reproductive Harm www.P65Warnings.ca.gov.

min. 10 pcs.



Heat Shrink - Crimp & Lead-Free Solder

| gauge | male/female | inside width .250" | | tubing ID | ratings/cert. |
|-------|-------------|--------------------|-----------------|-----------|---------------|
| | | standard | fully-insulated | | |
| 22-18 | female | 977815LF | 977715LF | .186 | RoHS |
| 16-14 | female | 977835LF | 977735LF | .216 | |
| 12-10 | female | 977865LF | 977755LF | .279 | |
| 22-18 | male | 977725LF | — | .186 | |
| 16-14 | male | 977745LF | — | .216 | |
| 12-10 | male | 977765LF | — | .279 | |

WARNING: Cancer and Reproductive Harm www.P65Warnings.ca.gov. min. 10 pcs.



Scan for pricing or go to www.delcity.net/catalogpricing

1.800.654.4757
f:1.800.431.1293



Heat Shrink - Crimp & Lead-Free Solder

| gauge | male/female | inside width .250" | | tubing ID | ratings/cert. |
|-------|-------------|--------------------|-----------------|-----------|-------------------|
| | | standard | fully-insulated | | |
| 22-18 | female | 977815LF | 977715LF | .186 | RoHS UL CSA |
| 16-14 | female | 977835LF | 977735LF | .216 | |
| 12-10 | female | 977865LF | 977755LF | .279 | |
| 22-18 | male | 977725LF | — | .186 | |
| 16-14 | male | 977745LF | — | .216 | |
| 12-10 | male | 977765LF | — | .279 | |

WARNING: Cancer and Reproductive Harm www.P65Warnings.ca.gov. min. 10 pcs.




Heat Shrink - Lead-Free Solder

| gauge | male/female | inside width .250" | | tubing ID | ratings/cert. |
|-------|-------------|--------------------|-----------------|-----------|---------------|
| | | standard | fully-insulated | | |
| 22-18 | female | 966815LF | 966715LF | .186 | CSA |
| 16-14 | female | 966835LF | 966735LF | .216 | |
| 12-10 | female | 966855LF | 966755LF | .279 | |
| 22-18 | male | 966725LF | — | .186 | |
| 16-14 | male | 966745LF | — | .216 | |
| 12-10 | male | 966765LF | — | .279 | |

WARNING: Cancer and Reproductive Harm www.P65Warnings.ca.gov. min. 10 pcs.

Nylon Insulated Terminals


Premium Performance



Nylon W/Brass Sleeve (Double Crimp)

| gauge | male/female | inside width standard | | | ratings/cert. |
|-------|-------------|-----------------------|---------------------|---------------------|-------------------|
| | | 0.110" (stock .020) | 0.187" (stock .020) | 0.250" (stock .032) | |
| 22-18 | female | — | 691705 | 691005 | RoHS UL CSA |
| 16-14 | female | 692115 | 692705 | 692005 | |
| 12-10 | female | — | — | 693005 | |
| 22-18 | male | — | 631705 | 631005 | |
| 16-14 | male | — | 632705 | 632005 | |
| 12-10 | male | — | — | 633005 | |

WARNING: Cancer and Reproductive Harm www.P65Warnings.ca.gov. min. 100 pcs.



3M Nylon Fully Insulated W/Brass Sleeve (Double Crimp)

| gauge | male/female | 0.187" (stock .020) | | 0.250" (stock .032) | | ratings/cert. |
|-------|-------------|---------------------|----------------|---------------------|----------------|-------------------|
| | | PN | 3M PN | PN | 3M PN | |
| 22-18 | female | 690185 | 71F-187-20-NBL | 690005 | 71F-250-32-NBL | RoHS UL CSA |
| 16-14 | female | 694185 | 72F-187-20-NBL | 694005 | 72F-250-32-NBL | |
| 12-10 | female | — | — | 695005 | 73F-250-32-NBL | |
| 22-18 | male | 630185 | 71M-187-20-NBL | 630005 | 71M-250-32-NBL | |
| 16-14 | male | 634185 | 72M-187-20-NBL | 634005 | 72M-250-32-NBL | |
| 12-10 | male | — | — | 635005 | 73M-250-32-NBL | |

WARNING: Cancer and Reproductive Harm www.P65Warnings.ca.gov. min. 100 pcs.



Scan for pricing or go to www.delcity.net/catalogpricing

www.delcity.net
info@delcity.net



Clear Nylon

| gauge | male/female | inside width standard | | ratings/cert. |
|-------|-------------|-----------------------|---------------------|-------------------|
| | | 0.187" (stock .020) | 0.250" (stock .032) | |
| 22-18 | female | 891705 | 891005 | RoHS UL CSA |
| 16-14 | female | 892705 | 892005 | |
| 12-10 | female | — | 893005 | |
| 22-18 | male | 831705 | 831005 | |
| 16-14 | male | 832705 | 832005 | |
| 12-10 | male | — | 833005 | |

WARNING: Cancer and Reproductive Harm www.P65Warnings.ca.gov.

min. 100 pcs.

3M



3M Nylon Fully Insulated

| gauge | male/female | 0.187" (stock .020) | | 0.250" (stock .032) | | ratings/cert. |
|-------|-------------|---------------------|---------------|---------------------|---------------|-------------------|
| | | PN | 3M PN | PN | 3M PN | |
| 22-18 | female | 890185 | 71F-187-20-NL | 490105 | 71F-250-32-NL | RoHS UL CSA |
| 16-14 | female | 894185 | 72F-187-20-NL | — | — | |
| 12-10 | female | — | — | 490305 | 73F-250-32-NL | |
| 22-18 | male | 830185 | 71M-187-20-NL | — | — | |
| 16-14 | male | 834185 | 72M-187-20-NL | — | — | |
| 12-10 | male | — | — | — | — | |

WARNING: Cancer and Reproductive Harm www.P65Warnings.ca.gov.

min. 100 pcs.

Flag Style—Clear Nylon — Push-on Terminals



| gauge | inside width standard | | | | ratings/cert. |
|-------|-----------------------|--------------------|--------------------|--------------------|---------------|
| | .187" (stock .020) | .187" (stock .032) | .250" (stock .020) | .250" (stock .032) | |
| 22-18 | 894125 | 894135 | 894105 | 894115 | RoHS |
| 16-14 | 894225 | 894235 | 894205 | 894215 | |
| 12-10 | --- | --- | 894305 | --- | |

WARNING: Cancer and Reproductive Harm www.P65Warnings.ca.gov.

min. 100 pcs.




Piggy-Back Nylon

| gauge | inside width standard | | ratings/cert. |
|-------|-----------------------|--|---------------|
| | .250" (stock .032) | | |
| 22-18 | 900665 | | UL CSA |
| 16-14 | 900675 | | |
| 12-10 | 900685 | | |

WARNING: Cancer and Reproductive Harm www.P65Warnings.ca.gov.

min. 100 pcs.

Vinyl, Funnel Entry



| gauge | male/female | inside width standard | | ratings/cert. |
|-------|-------------|-----------------------|---------------------|-------------------|
| | | 0.187" (stock .020) | 0.250" (stock .032) | |
| 22-18 | female | 591705 | 591005 | RoHS UL CSA |
| 16-14 | female | 592705 | 592005 | |
| 12-10 | female | — | 593005 | |
| 22-18 | male | 531705 | 531005 | |
| 16-14 | male | 532705 | 532005 | |
| 12-10 | male | — | 533005 | |

WARNING: Cancer and Reproductive Harm www.P65Warnings.ca.gov.

min. 100 pcs.

Vinyl



| gauge | male/ female | inside width standard | | | | ratings/cert. |
|-----------------|-----------------|------------------------|------------------------|------------------------|------------------------|-------------------|
| | | 0.110" (stock .020) | 0.187" (stock .020) | 0.250" (stock .032) | 0.375" (stock .047) | |
| 22-18 | female | 491185 | 491705 | 491005 | — | RoHS UL CSA |
| 16-14 | female | 492115 | 492705 | 492005 | — | |
| 12-10 | female | — | — | 493005 | — | |
| 22-18 | male | 431185 | 431705 | 431005 | — | |
| 16-14 | male | 432115 | 432705 | 432005 | — | |
| 12-10 | male | — | — | 433005 | — | |
| fully insulated | | | | | | |
| 22-18 | female | — | 490185 | — | — | |
| 16-14 | female | — | 494185 | 490205 | — | |
| 12-10 | female | — | — | — | 493805 | |

WARNING: Cancer and Reproductive Harm www.P65Warnings.ca.gov. min. 100 pcs.



Scan for pricing or go to www.delcity.net/catalogpricing

1.800.654.4757
f:1.800.431.1293

Vinyl Piggy-Back



| gauge | inside width standard | | ratings/cert. |
|-------|-----------------------|--|---------------|
| | 0.250" (stock .032) | | |
| 22-18 | 400665 | | RoHS |
| 16-14 | 400675 | | |
| 12-10 | 400685 | | |

WARNING: Cancer and Reproductive Harm www.P65Warnings.ca.gov. min. 100 pcs.

Nickel-Plated Iron, High Temperature



| gauge | male/ female | inside width | ratings/cert. |
|-------|-----------------|---------------------|---|
| | | 0.250" (stock .032) | |
| 16-14 | female | 392005 | RoHS UL CSA rated to 482°C (900°F) |
| 16-14 | female flag | 392105 | |
| 16-14 | male | 332005 | |

WARNING: Cancer and Reproductive Harm www.P65Warnings.ca.gov. min. 100 pcs.


Non-Insulated



| gauge | male/ female | inside width | | ratings/cert. |
|-------|-----------------|---------------------|---------------------|-------------------|
| | | 0.187" (stock .020) | 0.250" (stock .032) | |
| 22-18 | female | 191705 | 191005 | RoHS UL CSA |
| 16-14 | female | 192705 | 192005 | |
| 12-10 | female | — | 193005 | |
| 16-14 | female flag | 192175 | 192105 | |
| 22-18 | male | 131705 | 131005 | |
| 16-14 | male | 132705 | 132005 | |
| 12-10 | male | — | 133005 | |
| 20-18 | — | — | 100665 | |
| 16-14 | — | — | 100675 | |
| 12-10 | — | — | 100685 | |

WARNING: Cancer and Reproductive Harm www.P65Warnings.ca.gov. min. 100 pcs.

Non-Insulated Adapters



| gauge | inside width | | ratings/cert. |
|--------------|--------------|--|-------------------|
| | .250" | | |
| no. 8 stud | 900605 | | RoHS UL CSA |
| 2 to 1 flat | 900615 | | |
| 2 to 1 elbow | 900625 | | |

WARNING: Cancer and Reproductive Harm www.P65Warnings.ca.gov. min. 100 pcs.

Ring Terminals



Scan for pricing or go to www.delcity.net/catalogpricing

www.delcity.net
info@delcity.net

DIMENSION CHART

| stud size | hole dia. | stud dia. | stud size | hole dia. | stud dia. | stud size | hole dia. | stud dia. | stud size | hole dia. | stud dia. |
|-----------|-----------|-----------|-----------|-----------|-----------|-----------|-----------|-----------|-----------|-----------|-----------|
| 4 | .120 | .112 | 8 | .173 | .164 | ¼" | .266 | .250 | ⅜" | .391 | .375 |
| 6 | .146 | .138 | 10 | .198 | .190 | ⅝" | .328 | .312 | ½" | .516 | .500 |

STUD SIZE



Adhesive-Lined Heat Shrink Terminals

Ultra Performance

Heat Shrink - Crimp



| gauge | stud size | | | | | | | | tube ID | ratings/cert. |
|-------|-----------|--------|--------|--------|--------|--------|--------|--------|---------|-------------------|
| | 4 | 6 | 8 | 10 | ¼" | ⅝" | ⅜" | ½" | | |
| 22-18 | — | 951065 | 951085 | 951105 | 951145 | 951565 | 951385 | — | .186 | RoHS UL CSA |
| 16-14 | — | 952065 | 952085 | 952105 | 952145 | 952565 | 952385 | — | .216 | |
| 12-10 | — | 953065 | 953085 | 953105 | 953145 | 953565 | 953385 | 953125 | .279 | |
| 8 | — | — | — | 954105 | 954145 | 954565 | 954385 | 954125 | .330 | |

WARNING: Cancer and Reproductive Harm www.P65Warnings.ca.gov.

min. 10 pcs.

molex

Perma-Seal™ Heat Shrink - Crimp



| gauge | stud size | | | | | | tube ID | ratings/cert. |
|-------|-----------|-----------|--------|-----------|--------|-----------|---------|-------------------|
| | 6 | | 8 | | 10 | | | |
| | PN | Molex | PN | Molex | PN | Molex | | |
| 22-18 | 951069 | 191640085 | 951089 | 191640086 | 951109 | 191640003 | 0.235 | RoHS UL CSA |
| 16-14 | 952069 | 191640032 | 952089 | 191640033 | 952109 | 191640034 | 0.235 | |
| 12-10 | — | — | 953089 | 191640062 | 953109 | 191640065 | 0.310 | |
| 8 | — | — | — | — | 954109 | 191640080 | 0.375 | |

| gauge | stud size | | | | | | tube ID | ratings/cert. |
|-------|-----------|-----------|--------|-----------|--------|-----------|---------|-------------------|
| | ¼" | | ⅝" | | ⅜" | | | |
| | PN | Molex | PN | Molex | PN | Molex | | |
| 22-18 | 951149 | 191640004 | — | — | 951389 | 191640005 | 0.235 | RoHS UL CSA |
| 16-14 | 952149 | 191640026 | 952569 | 191640027 | 952389 | 191640020 | 0.235 | |
| 12-10 | 953149 | 191640066 | 953569 | 191640067 | 953389 | 191640068 | 0.310 | |
| 8 | 954149 | 191640081 | — | — | 954389 | 191640082 | 0.375 | |

WARNING: Cancer and Reproductive Harm www.P65Warnings.ca.gov.

min. 10 pcs.

Clear-View Heat Shrink - Crimp



| gauge | stud size | | | | | | | | tube ID | ratings/cert. |
|-------|-----------|--------|--------|--------|--------|--------|--------|----|---------|-------------------|
| | 4 | 6 | 8 | 10 | ¼" | ⅝" | ⅜" | ½" | | |
| 22-18 | — | 981065 | 981085 | 981105 | — | — | — | — | .030 | RoHS UL CSA |
| 16-14 | — | 982065 | 982085 | 982105 | 982145 | 982565 | 982385 | — | .030 | |
| 12-10 | — | — | 983085 | 983105 | 983145 | 983565 | 983385 | — | .040 | |

WARNING: Cancer and Reproductive Harm www.P65Warnings.ca.gov.

min. 10 pcs.

Lug Style Heat Shrink - Crimp



| gauge | stud size | | | | | tube ID | ratings/cert. |
|-------|-----------|--------|--------|--------|--------|---------|-------------------|
| | 10 | ¼" | ⅝" | ⅜" | ½" | | |
| 8 | 984105 | 984145 | 984565 | 984385 | 984120 | .330 | RoHS UL CSA |

WARNING: Cancer and Reproductive Harm www.P65Warnings.ca.gov.

min. 10 pcs.



Heat Shrink - Long Neck Crimp

| gauge | stud size | | | | | | | | tube ID | ratings/cert. |
|-------|-----------|--------|--------|--------|--------|--------|--------|--------|---------|---------------|
| | 4 | 6 | 8 | 10 | 1/4" | 5/16" | 3/8" | 1/2" | | |
| 22-18 | — | 991065 | 991085 | 991105 | 991145 | 991565 | 991385 | — | .186 | RoHS |
| 16-14 | — | 992065 | 992085 | 992105 | 992145 | 992565 | 992385 | — | .216 | |
| 12-10 | — | 993065 | 993085 | 993105 | 993145 | 993565 | 993385 | 993125 | .279 | |

WARNING: Cancer and Reproductive Harm www.P65Warnings.ca.gov. min. 10 pcs.



Scan for pricing or go to www.delcity.net/catalogpricing



Heat Shrink - Multi-Stud Crimp

| gauge | stud size | | tube ID | ratings/cert. |
|-------|------------|--|---------|-------------------|
| | 6, 8, & 10 | | | |
| 22-18 | 958105 | | .186 | RoHS UL CSA |
| 16-14 | 959105 | | .216 | |

WARNING: Cancer and Reproductive Harm www.P65Warnings.ca.gov. min. 10 pcs.

1.800.654.4757
f:1.800.431.1293



Heat Shrink - Lead-Free Solder

| gauge | stud size | | | | tube ID | ratings/cert. |
|-------|-----------|----------|----------|----------|---------|-------------------|
| | 4 | 6 | 8 | 10 | | |
| 22-18 | — | 966405LF | 966415LF | 966425LF | .186 | UL CSA RoHS |
| 16-14 | — | 966465LF | 966475LF | 966485LF | .216 | |
| 12-10 | — | — | — | 966525LF | .279 | |

| gauge | stud size | | | | tube ID | ratings/cert. |
|-------|-----------|----------|----------|----------|---------|-------------------|
| | 1/4" | 5/16" | 3/8" | 1/2" | | |
| 22-18 | 966435LF | — | — | — | .186 | UL CSA RoHS |
| 16-14 | 966495LF | 966505LF | 966515LF | — | .216 | |
| 12-10 | 966535LF | 966545LF | 966555LF | 966565LF | .279 | |

WARNING: Cancer and Reproductive Harm www.P65Warnings.ca.gov. min. 10 pcs.



Heat Shrink - Crimp & Lead-Free Solder

| gauge | stud size | | | | tube ID | ratings/cert. |
|-------|-----------|----------|----------|----------|---------|---------------|
| | 4 | 6 | 8 | 10 | | |
| 22-18 | — | 971065LF | 971085LF | 971105LF | .186 | RoHS |
| 16-14 | — | 972065LF | 972085LF | 972105LF | .216 | |
| 12-10 | — | 973065LF | 973085LF | 973105LF | .279 | |

| gauge | stud size | | | | tube ID | ratings/cert. |
|-------|-----------|----------|----------|----------|---------|---------------|
| | 1/4" | 5/16" | 3/8" | 1/2" | | |
| 22-18 | 971145LF | 971565LF | 971385LF | — | .186 | RoHS |
| 16-14 | 972145LF | 972565LF | 972385LF | — | .216 | |
| 12-10 | 973145LF | 973565LF | 973385LF | 973125LF | .279 | |

WARNING: Cancer and Reproductive Harm www.P65Warnings.ca.gov. min. 10 pcs.



Scan for pricing or go to www.delcity.net/catalogpricing

www.delcity.net
info@delcity.net



Nylon With Brass Sleeve (Double Crimp)

| gauge | stud size | | | | | | | | stock | ratings/ cert |
|-------|-----------|--------|--------|--------|--------|--------|--------|--------|-------|-------------------|
| | 4 | 6 | 8 | 10 | 1/4" | 5/16" | 3/8" | 1/2" | | |
| 22-18 | 651045 | 651065 | 651085 | 651105 | 651145 | 651565 | — | — | .030 | RoHS UL CSA |
| 16-14 | 652045 | 652065 | 652085 | 652105 | 652145 | 652565 | 652385 | — | .030 | |
| 12-10 | — | 653065 | 653085 | 653105 | 653145 | 653565 | 653385 | 653125 | .040 | |

⚠ WARNING: Cancer and Reproductive Harm www.P65Warnings.ca.gov. min. 100 pcs.



Clear Nylon

| gauge | stud size | | | | | | | | stock | ratings/ cert. |
|-------|-----------|--------|--------|--------|--------|--------|--------|--------|-------|-------------------|
| | 4 | 6 | 8 | 10 | 1/4" | 5/16" | 3/8" | 1/2" | | |
| 22-18 | 851045 | 851065 | 851085 | 851105 | 851145 | 851565 | — | — | .030 | RoHS UL CSA |
| 16-14 | 852045 | 852065 | 852085 | 852105 | 852145 | 852565 | 852385 | — | .030 | |
| 12-10 | — | 853065 | 853085 | 853105 | 853145 | 853565 | 853385 | 853125 | .040 | |
| 8 | — | — | 454085 | 454105 | 454145 | 454565 | 454385 | 454125 | .050 | |
| 6 | — | — | — | 455105 | 455145 | 455565 | 455385 | 455125 | .060 | |
| 4 | — | — | — | — | 456145 | 456565 | 456385 | 456125 | .075 | |

⚠ WARNING: Cancer and Reproductive Harm www.P65Warnings.ca.gov. *min. 100 pcs.



Nylon – Multi-Stud

| gauge | stud size | | ratings/ cert. |
|-------|-----------|------------|-------------------|
| | 2, 4, & 6 | 6, 8, & 10 | |
| 22-18 | 858100 | 858105 | RoHS |
| 16-14 | 859100 | 859105 | |
| 12-10 | — | 857105 | |

⚠ WARNING: Cancer and Reproductive Harm www.P65Warnings.ca.gov. min. 100 pcs.



Vinyl, Funnel Entry

| gauge | stud size | | | | | | | | stock | ratings/ cert. |
|-------|-----------|--------|--------|--------|--------|--------|--------|--------|-------|-------------------|
| | 4 | 6 | 8 | 10 | 1/4" | 5/16" | 3/8" | 1/2" | | |
| 22-18 | 551045 | 551065 | 551085 | 551105 | 551145 | 551565 | — | — | .030 | RoHS UL CSA |
| 16-14 | 552045 | 552065 | 552085 | 552105 | 552145 | 552565 | 552385 | — | .030 | |
| 12-10 | — | 553065 | 553085 | 553105 | 553145 | 553565 | 553385 | 553125 | .040 | |

⚠ WARNING: Cancer and Reproductive Harm www.P65Warnings.ca.gov. min. 100 pcs.



Vinyl

| gauge | stud size | | | | | | | | stock | ratings/ cert. |
|-------|-----------|--------|--------|--------|--------|--------|----------|--------|-------|-------------------|
| | 4 | 6 | 8 | 10 | 1/4" | 5/16" | 3/8" | 1/2" | | |
| 22-18 | 451045 | 451065 | 451085 | 451105 | 451145 | 451565 | — | — | .030 | RoHS UL CSA |
| 16-14 | 452045 | 452065 | 452085 | 452105 | 452145 | 452565 | 452385DL | — | .030 | |
| 12-10 | — | 453065 | 453085 | 453105 | 453145 | 453565 | 453385DL | 453125 | .040 | |

⚠ WARNING: Cancer and Reproductive Harm www.P65Warnings.ca.gov. min. 100 pcs.



Vinyl – Star Ring Terminals

| gauge | stud size | | | | | | | | stock | ratings/ cert. |
|-------|-----------|--------|--------|--------|------|-------|------|------|-------|-------------------|
| | 4 | 6 | 8 | 10 | 1/4" | 5/16" | 3/8" | 1/2" | | |
| 22-18 | — | — | 471085 | 471105 | — | — | — | — | .030 | RoHS |
| 16-14 | — | 472065 | 472085 | 472105 | — | — | — | — | .030 | |

⚠ WARNING: Cancer and Reproductive Harm www.P65Warnings.ca.gov. min. 100 pcs.

Nickel-Plated Iron, High Temperature



| gauge | stud size | | | | | | | | stock | ratings/ cert. |
|-------|-----------|--------|--------|--------|--------|--------|--------|------|-------|--|
| | 4 | 6 | 8 | 10 | 1/4" | 5/16" | 3/8" | 1/2" | | |
| 22-18 | — | 351065 | 351085 | 351105 | 351145 | 351565 | — | — | .030 | RoHS, UL, CSA rated to 482°C (900°F) |
| 16-14 | — | 352065 | 382085 | 352105 | 352145 | 352565 | 352385 | — | .030 | |
| 12-10 | — | 353065 | 383085 | 353105 | 353145 | 353565 | 353385 | — | .040 | |

WARNING: Cancer and Reproductive Harm www.P65Warnings.ca.gov. min. 100 pcs.



Scan for pricing or go to www.delcity.net/catalogpricing

Non-Insulated



| gauge | stud size | | | | | | | | stock | ratings/ cert. |
|--------|-----------|--------|--------|--------|--------|--------|--------|----------|-------|-------------------|
| | 4 | 6 | 8 | 10 | 1/4" | 5/16" | 3/8" | 1/2" | | |
| 22-18* | 151045 | 151065 | 151085 | 151105 | 151145 | 151565 | — | — | .030 | RoHS UL CSA |
| 16-14* | 152045 | 152065 | 152085 | 152105 | 152145 | 152565 | 152385 | — | .030 | |
| 12-10* | — | 153065 | 153085 | 153105 | 153145 | 153565 | 153385 | 153125DL | .040 | |
| 8** | — | — | 254085 | 254105 | 254145 | 254565 | 254385 | 254125 | .050 | |
| 6*** | — | — | — | 255105 | 255145 | 255565 | 255385 | 255125 | .050 | |
| 4*** | — | — | — | — | 256145 | 256565 | 256385 | 256125 | .050 | |
| 2*** | — | — | — | — | 257145 | 257565 | 257385 | 257125 | .050 | |

WARNING: Cancer and Reproductive Harm www.P65Warnings.ca.gov. *min. 100 pcs., **min. 50 pcs., ***min 25 pcs.

1.800.654.4757
f:1.800.431.1293

Long Neck, Color Coded



| gauge | stud size | | | | | | | | tube ID | ratings/ cert. |
|-------|-----------|--------|--------|--------|--------|--------|--------|--------|---------|-------------------|
| | 4 | 6 | 8 | 10 | 1/4" | 5/16" | 3/8" | 1/2" | | |
| 22-18 | — | 191065 | 191085 | 191105 | 191145 | 191565 | 191385 | — | .030 | RoHS |
| 16-14 | — | 192065 | 192085 | 192105 | 192145 | 192565 | 192385 | — | .030 | |
| 12-10 | — | 193065 | 193085 | 193105 | 193145 | 193565 | 193385 | 193125 | .040 | |

WARNING: Cancer and Reproductive Harm www.P65Warnings.ca.gov. min. 10 pcs.

Non-Insulated – Star Ring Terminals



| gauge | stud size | | | | | | | | stock | ratings/ cert. |
|-------|-----------|--------|--------|--------|------|-------|------|------|-------|-------------------|
| | 4 | 6 | 8 | 10 | 1/4" | 5/16" | 3/8" | 1/2" | | |
| 22-18 | — | 171065 | 171085 | 171105 | — | — | — | — | 0.030 | RoHS |
| 16-14 | — | 172065 | 172085 | 172105 | — | — | — | — | 0.030 | |

WARNING: Cancer and Reproductive Harm www.P65Warnings.ca.gov. min. 100 pcs.

Non-Insulated – Flag Ring Terminals



| gauge | stud size | | | | | | | | stock | ratings/ cert. |
|-------|-----------|---|---|--------|--------|--------|--------|------|-------|-------------------|
| | 4 | 6 | 8 | 10 | 1/4" | 5/16" | 3/8" | 1/2" | | |
| 16-14 | — | — | — | 142105 | 142145 | — | — | — | 0.030 | RoHS |
| 12-10 | — | — | — | 143105 | 143145 | — | — | — | 0.040 | |
| 8 | — | — | — | 204105 | 204145 | 204565 | — | — | 0.050 | |
| 6 | — | — | — | — | 205145 | 205565 | 205385 | — | 0.050 | |
| 4 | — | — | — | — | — | 206565 | — | — | 0.050 | |

WARNING: Cancer and Reproductive Harm www.P65Warnings.ca.gov. min. 100 pcs.

Hook Terminals



Scan for pricing or go to www.delcity.net/catalogpricing

www.delcity.net
info@delcity.net



Nylon

| gauge | stud size | | | | | | | | stock | ratings/cert. |
|-------|-----------|--------|--------|--------|------|-------|------|------|-------|---------------|
| | 4 | 6 | 8 | 10 | 1/4" | 5/16" | 3/8" | 1/2" | | |
| 22-18 | — | 881065 | 881085 | 881105 | — | — | — | — | 0.030 | RoHS |
| 16-14 | — | 882065 | 882085 | 882105 | — | — | — | — | 0.030 | |
| 12-10 | — | 883065 | 883085 | 883105 | — | — | — | — | 0.040 | |

WARNING: Cancer and Reproductive Harm www.P65Warnings.ca.gov.



Non-Insulated

| gauge | stud size | | | | | | | | stock | ratings/cert. |
|-------|-----------|--------|--------|--------|------|-------|------|------|-------|---------------|
| | 4 | 6 | 8 | 10 | 1/4" | 5/16" | 3/8" | 1/2" | | |
| 22-18 | — | 181065 | 181085 | 181105 | — | — | — | — | 0.030 | RoHS |
| 16-14 | — | 182065 | 182085 | 182105 | — | — | — | — | 0.030 | |
| 12-10 | — | — | — | 183105 | — | — | — | — | 0.040 | |

WARNING: Cancer and Reproductive Harm www.P65Warnings.ca.gov.

Spade Terminals

Adhesive-Lined Heat Shrink Terminals

Ultra Performance

Heat Shrink - Crimp

| gauge | stud size | | | | | | | | stock | ratings/cert. |
|-------|-----------|--------|--------|--------|--------|-------|------|------|-------|-------------------|
| | 4 | 6 | 8 | 10 | 1/4" | 5/16" | 3/8" | 1/2" | | |
| 22-18 | — | 961065 | 961085 | 961105 | — | — | — | — | .030 | RoHS UL CSA |
| 16-14 | — | 962065 | 962085 | 962105 | — | — | — | — | .030 | |
| 12-10 | — | 963065 | 963085 | 963105 | 963145 | — | — | — | .040 | |

WARNING: Cancer and Reproductive Harm www.P65Warnings.ca.gov.

min. 10 pcs.



molex



Perma-Seal™ Heat Shrink - Crimp

| gauge | stud size | | | | | | stock | ratings/cert. |
|-------|-----------|-----------|--------|-----------|--------|-----------|-------|-------------------|
| | 6 | | 8 | | 10 | | | |
| | PN | Molex | PN | Molex | PN | Molex | | |
| 22-18 | 961069 | 191640006 | — | — | — | — | 0.235 | RoHS UL CSA |
| 16-14 | 962069 | 191640028 | 962089 | 191640029 | 962109 | 191640030 | 0.235 | |
| 12-10 | — | — | 963089 | 191640070 | — | — | 0.235 | |

WARNING: Cancer and Reproductive Harm www.P65Warnings.ca.gov.

min. 10 pcs.

Nylon & Vinyl Insulated Terminals

Premium Performance

Narrow Block Nylon With Brass Sleeve (Double Crimp)

| gauge | stud size | | | | | | | | tubing ID | ratings/cert. |
|-------|-----------|--------|--------|--------|------|-------|------|------|-----------|-------------------|
| | 4 | 6 | 8 | 10 | 1/4" | 5/16" | 3/8" | 1/2" | | |
| 22-18 | 660145 | 660165 | 660185 | 660105 | — | — | — | — | .186 | RoHS UL CSA |
| 16-14 | 660245 | 660265 | 660285 | 660205 | — | — | — | — | .216 | |
| 12-10 | — | 660365 | 660385 | — | — | — | — | — | .279 | |

WARNING: Cancer and Reproductive Harm www.P65Warnings.ca.gov.

min. 100 pcs.



Clear Nylon

| gauge | stud size | | | | | | | | stock | ratings/cert. |
|-------|-----------|--------|--------|--------|------|-------|------|------|-------|-------------------|
| | 4 | 6 | 8 | 10 | 1/4" | 5/16" | 3/8" | 1/2" | | |
| 22-18 | — | 861065 | 861085 | 861105 | — | — | — | — | .030 | RoHS UL CSA |
| 16-14 | — | 862065 | 862085 | 862105 | — | — | — | — | .030 | |
| 12-10 | — | 863065 | 863085 | 863105 | — | — | — | — | .040 | |

WARNING: Cancer and Reproductive Harm www.P65Warnings.ca.gov.

min. 100 pcs.





Narrow Block, Clear Nylon

| gauge | stud size | | | | | | | | stock | ratings/ cert. |
|-------|-----------|--------|--------|--------|------|-------|------|------|-------|-------------------|
| | 4 | 6 | 8 | 10 | 1/4" | 5/16" | 3/8" | 1/2" | | |
| 22-18 | — | 860165 | 860185 | 860105 | — | — | — | — | .030 | RoHS UL CSA |
| 16-14 | — | 860265 | 860285 | 860205 | — | — | — | — | .030 | |
| 12-10 | — | 860365 | 860385 | 860305 | — | — | — | — | .040 | |

WARNING: Cancer and Reproductive Harm www.P65Warnings.ca.gov. min. 100 pcs.



Scan for pricing or go to www.delcity.net/catalogpricing

1.800.654.4757
f:1.800.431.1293



Flanged, Clear Nylon

| gauge | stud size | | | | | | | | stock | ratings/ cert. |
|-------|-----------|--------|--------|--------|------|-------|------|------|-------|-------------------|
| | 4 | 6 | 8 | 10 | 1/4" | 5/16" | 3/8" | 1/2" | | |
| 22-18 | — | 801065 | 801085 | 801105 | — | — | — | — | .030 | RoHS |
| 16-14 | — | 802065 | 802085 | 802105 | — | — | — | — | .030 | |
| 12-10 | — | 803065 | 803085 | 803105 | — | — | — | — | .040 | |

WARNING: Cancer and Reproductive Harm www.P65Warnings.ca.gov. min. 100 pcs.



Narrow Block, Vinyl, Funnel Entry

| gauge | stud size | | | | | | | | stock | ratings/ cert. |
|-------|-----------|--------|--------|--------|------|-------|------|------|-------|-------------------|
| | 4 | 6 | 8 | 10 | 1/4" | 5/16" | 3/8" | 1/2" | | |
| 22-18 | 560145 | 560165 | 560185 | — | — | — | — | — | .030 | RoHS UL CSA |
| 16-14 | 560245 | 560265 | 560285 | 560205 | — | — | — | — | .030 | |
| 12-10 | — | 560365 | 560385 | 560305 | — | — | — | — | .040 | |

WARNING: Cancer and Reproductive Harm www.P65Warnings.ca.gov. min. 100 pcs.



Vinyl, Funnel Entry

| gauge | stud size | | | | | | | | stock | ratings/ cert. |
|-------|-----------|--------|--------|--------|------|-------|------|------|-------|-------------------|
| | 4 | 6 | 8 | 10 | 1/4" | 5/16" | 3/8" | 1/2" | | |
| 22-18 | — | 561065 | 561085 | 561105 | — | — | — | — | .030 | — |
| 16-14 | — | 562065 | 562085 | 562105 | — | — | — | — | .030 | |
| 12-10 | — | 563065 | 563085 | 563105 | — | — | — | — | .040 | |

WARNING: Cancer and Reproductive Harm www.P65Warnings.ca.gov. min. 100 pcs.



Nylon With Brass Sleeve (Double Crimp)

| gauge | stud size | | | | | | | | stock | ratings/ cert. |
|-------|-----------|--------|--------|--------|------|-------|------|------|-------|-------------------|
| | 4 | 6 | 8 | 10 | 1/4" | 5/16" | 3/8" | 1/2" | | |
| 22-18 | — | — | — | — | — | — | — | — | .030 | — |
| 16-14 | — | 662065 | 662085 | 662105 | — | — | — | — | .030 | |
| 12-10 | — | 663065 | 663085 | 663105 | — | — | — | — | .040 | |

WARNING: Cancer and Reproductive Harm www.P65Warnings.ca.gov. min. 100 pcs.



Scan for pricing or go to www.delcity.net/catalogpricing

www.delcity.net
info@delcity.net



Vinyl

| gauge | stud size | | | | | | | | stock | ratings/ cert. |
|-------|-----------|--------|--------|--------|------|-------|------|------|-------|-------------------|
| | 4 | 6 | 8 | 10 | 1/4" | 5/16" | 3/8" | 1/2" | | |
| 22-18 | — | 461065 | 461085 | 461105 | — | — | — | — | .030 | RoHS UL CSA |
| 16-14 | — | 462065 | 462085 | 462105 | — | — | — | — | .030 | |
| 12-10 | — | 463065 | 463085 | 463105 | — | — | — | — | .040 | |

⚠ WARNING: Cancer and Reproductive Harm www.P65Warnings.ca.gov.

min. 100 pcs.



Flanged, Vinyl

| gauge | stud size | | | | | | | | stock | ratings/ cert. |
|-------|-----------|----------|--------|--------|------|-------|------|------|-------|-------------------|
| | 4 | 6 | 8 | 10 | 1/4" | 5/16" | 3/8" | 1/2" | | |
| 22-18 | — | 401065 | 401085 | 401105 | — | — | — | — | .030 | RoHS UL CSA |
| 16-14 | — | 402065DL | 402085 | 402105 | — | — | — | — | .030 | |
| 12-10 | — | 403065 | 403085 | 403105 | — | — | — | — | .040 | |

⚠ WARNING: Cancer and Reproductive Harm www.P65Warnings.ca.gov.

min. 100 pcs.



Non-Insulated

| gauge | stud size | | | | | | | | stock | ratings/ cert. |
|-------|-----------|--------|--------|--------|------|-------|------|------|-------|-------------------|
| | 4 | 6 | 8 | 10 | 1/4" | 5/16" | 3/8" | 1/2" | | |
| 22-18 | — | 161065 | 161085 | 161105 | — | — | — | — | .030 | RoHS UL CSA |
| 16-14 | — | 162065 | 162085 | 162105 | — | — | — | — | .030 | |
| 12-10 | — | 163065 | 163085 | 163105 | — | — | — | — | .040 | |

⚠ WARNING: Cancer and Reproductive Harm www.P65Warnings.ca.gov.

min. 100 pcs.



Locking Spade, Vinyl

| gauge | stud size | | | | | | | | stock | ratings/ cert. |
|-------|-----------|--------|--------|--------|------|-------|------|------|-------|-------------------|
| | 4 | 6 | 8 | 10 | 1/4" | 5/16" | 3/8" | 1/2" | | |
| 22-18 | — | 481065 | 481085 | 481105 | — | — | — | — | .030 | — |
| 16-14 | — | 482065 | 482085 | 482105 | — | — | — | — | .030 | |
| 12-10 | — | 483065 | 483085 | 483105 | — | — | — | — | .040 | |

⚠ WARNING: Cancer and Reproductive Harm www.P65Warnings.ca.gov.

min. 100 pcs.



Nickel-Plated Iron, High Temperature

| gauge | stud size | | | | | | | | stock | ratings/ cert. |
|-------|-----------|---|---|--------|------|-------|------|------|-------|-------------------|
| | 4 | 6 | 8 | 10 | 1/4" | 5/16" | 3/8" | 1/2" | | |
| 22-18 | — | — | — | 361105 | — | — | — | — | .030 | — |
| 16-14 | — | — | — | 362105 | — | — | — | — | .030 | |
| 12-10 | — | — | — | 363105 | — | — | — | — | .040 | |

⚠ WARNING: Cancer and Reproductive Harm www.P65Warnings.ca.gov.

min. 100 pcs.

Adhesive-Lined Heat Shrink Terminals

Ultra Performance



Y Connectors Heat Shrink - Crimp

| gauge | PN | stud | tubing ID | ratings/cert. |
|-------|--------|------|-----------|---------------|
| 22-18 | 965100 | 8 | .215 | RoHS |
| 16-14 | 965105 | 8 | .235 | |
| 12-10 | 965125 | 8 | .310 | |

WARNING: Cancer and Reproductive Harm www.P65Warnings.ca.gov. min. 10 pcs.



X Connectors Heat Shrink - Crimp

| gauge | part number | tubing ID | ratings/cert. |
|-------|-------------|-----------|-------------------|
| 22-18 | 910210 | .215 | RoHS UL CSA |
| 16-14 | 910205 | .235 | |
| 12-10 | 910200 | .310 | |

WARNING: Cancer and Reproductive Harm www.P65Warnings.ca.gov. min. 10 pcs.



Scan for pricing or go to www.delcity.net/catalogpricing

1.800.654.4757
f:1.800.431.1293

Nylon & Vinyl Insulated Terminals

Premium Performance



Vinyl - X & Y Connectors

| gauge | x style | y style | stud size | stock | ratings/cert. |
|-------|---------|---------|-----------|-------|---------------|
| 22-18 | 408205 | 409205 | 8 | .030 | RoHS |
| 16-14 | 410205 | 411205 | 8 | .030 | |
| 12-10 | 412205 | 413205 | 8 | .040 | |

WARNING: Cancer and Reproductive Harm www.P65Warnings.ca.gov. min. 100 pcs.



Nylon - X & Y Connectors

| gauge | x style | y style | stud size | stock | ratings/cert. |
|-------|---------|---------|-----------|-------|---------------|
| 22-18 | | 809205 | 8 | .030 | RoHS |
| 16-14 | 810205 | 811205 | 8 | .030 | |
| 12-10 | 812205 | 813205 | 8 | .040 | |

WARNING: Cancer and Reproductive Harm www.P65Warnings.ca.gov. min. 100 pcs.



Nylon W/Brass Sleeve (Double Crimp) Pin

| gauge | pin diameter | | stock | ratings/cert. |
|-------|--------------|--------|-------|---------------|
| | 0.080" | 0.110" | | |
| 22-18 | 644105 | — | .030 | RoHS |
| 16-14 | 644205 | — | .030 | |
| 12-10 | — | 644305 | .040 | |

WARNING: Cancer and Reproductive Harm www.P65Warnings.ca.gov. min. 100 pcs.



Vinyl, Funnel Entry Pin

| gauge | pin diameter | | stock | ratings/cert. |
|-------|--------------|--------|-------|---------------|
| | 0.080" | 0.110" | | |
| 22-18 | 544105 | — | .030 | RoHS |
| 16-14 | 544205 | — | .030 | |
| 12-10 | — | 544305 | .040 | |

WARNING: Cancer and Reproductive Harm www.P65Warnings.ca.gov. min. 100 pcs.

Non-Insulated Terminals

Standard Performance



Standard Adapter

| gauge | inside width | | ratings/cert. |
|--------------|--------------|--|-------------------|
| | .250" | | |
| no. 8 stud | 900605 | | RoHS UL CSA |
| 2 to 1 flat | 900615 | | |
| 2 to 1 elbow | 900625 | | |

WARNING: Cancer and Reproductive Harm www.P65Warnings.ca.gov. min. 100 pcs.

Wire Ferrules

Tin-plated copper tube with nylon insulation. Temp range -40°F to 221°F.



Scan for pricing or go to www.delcity.net/catalogpricing

www.delcity.net
info@delcity.net



Insulated

| gauge | PN | color | pin length |
|-------|--------|-----------|------------|
| 24 | 724061 | turquoise | .24" |
| | 724062 | pink | .24" |
| | 724081 | turquoise | .31" |
| | 724082 | pink | .31" |
| 22 | 722081 | white | .31" |
| 20 | 720061 | grey | .24" |
| | 720062 | blue | .24" |
| | 720081 | grey | .31" |
| | 720082 | blue | .31" |
| 18 | 718061 | red | .24" |
| | 718081 | red | .31" |
| 16 | 716081 | black | .31" |
| 14 | 714081 | blue | .31" |
| | 714082 | grey | .31" |
| | 714101 | blue | .39" |

Non-Insulated

| gauge | PN | pin length |
|-------|--------|------------|
| 22 | 702260 | .24" |
| | 702280 | .31" |
| 20 | 702069 | .24" |
| | 702089 | .31" |
| 18 | 701860 | .24" |
| | 701880 | .31" |
| 16 | 701670 | .315" |
| | 701680 | .31" |
| 14 | 701470 | .315" |
| | 701480 | .31" |



Twin Insulated

| gauge | PN | color | pin length |
|-------|---------|-------|------------|
| 2x22 | 7202281 | white | .31" |
| 2x20 | 7202081 | grey | .31" |
| | 7202082 | blue | .31" |
| 2x18 | 7201881 | red | .31" |
| 2x16 | 7201681 | black | .31" |
| | 7216121 | black | .47" |
| 2x14 | 7214101 | blue | .39" |
| | 7214102 | grey | .39" |
| | 7214131 | blue | 0.512" |
| | 7214132 | grey | 0.512" |



| gauge | PN | color | pin length |
|-------|--------|--------|------------|
| 14 | 714102 | grey | .39" |
| | 714121 | blue | .47" |
| | 714122 | grey | .47" |
| 12 | 712101 | grey | .39" |
| | 712102 | orange | .39" |
| 10 | 710121 | yellow | .47" |
| | 710122 | green | .47" |
| 8 | 708121 | red | .39" |
| | 708122 | brown | .39" |
| 6 | 706121 | blue | .47" |
| | 706122 | ivory | .47" |
| 4 | 704161 | yellow | .63" |
| | 704162 | black | .63" |
| 2 | 702161 | red | .63" |

WARNING: Cancer and Reproductive Harm
www.P65Warnings.ca.gov

| gauge | PN | pin length |
|-------|--------|------------|
| 12 | 701290 | .354" |
| | 712120 | .47" |
| 10 | 710100 | .39" |
| | 710120 | .47" |
| 8 | 708120 | .47" |
| | 708150 | .591" |
| 6 | 706120 | .47" |
| | 706150 | .591" |

WARNING: Cancer and Reproductive Harm
www.P65Warnings.ca.gov

| gauge | PN | color | pin length |
|-------|---------|--------|------------|
| 2x12 | 7212121 | grey | .47" |
| | 7212122 | orange | .47" |
| 2x10 | 7210141 | yellow | 0.551 |
| | 7210142 | green | 0.551 |
| 2x8 | 7208141 | red | 0.551 |
| | 7208142 | brown | 0.551 |
| 2x6 | 7206141 | blue | 0.551 |
| | 7206142 | ivory | 0.551 |

WARNING: Cancer and Reproductive Harm
www.P65Warnings.ca.gov



Hard Plastic Wire Connectors

Resists chemical action from hydrocarbons, dilute acid or alkaline solutions. Resists heat distortion up to 105°C (221°F) and the high-dielectric shell features a deep skirt design to prevent exposure of bare wire. Copper to copper connections only.

| PN | pkg qty | color | wire range | ratings/cert. |
|--------|---------|--------|--|---------------|
| 901455 | 100 | red | #18 to #10 (min: 2#14, max: 2#10 w/2#12) | UL |
| 901450 | 250 | red | #18 to #10 (min: 2#14, max: 2#10 w/2#12) | |
| 901475 | 100 | gray | #22 to #16 (min: 3#22, max: #20 w/1#22) | |
| 901470 | 1,000 | gray | #22 to #16 (min: 3#22, max: #20 w/1#22) | |
| 901485 | 100 | blue | #22 to #16 (min: 3#22, max: 3#16) | |
| 901480 | 1,000 | blue | #22 to #16 (min: 3#22, max: 3#16) | |
| 901435 | 100 | orange | #22 to #14 (min: 3#20, max: 4#16 w/1#20) | |
| 901430 | 500 | orange | #22 to #14 (min: 3#20, max: 4#16 w/1#20) | |
| 901445 | 100 | yellow | #22 to #10 (min: 6#22) | |
| 901440 | 500 | yellow | #22 to #10 (min: 3#12) | |

⚠ WARNING: Cancer and Reproductive Harm www.P65Warnings.ca.gov.



Scan for pricing or go to www.delcity.net/catalogpricing

1.800.654.4757
f:1.800.431.1293

Winged Hard Plastic Wire Connectors

The wings on these connectors are knurled for a better grip and offset from their centerline for greater twisting leverage. A square-wire plated spring instantly adjusts to the shape and size of the splice. Flame-retardant properties resist heat distortion up to 105°C (221°F). A high-dielectric shell features a deep skirt design to prevent exposure of bare wire. Copper to copper connections only.



| PN | pkg qty | color | wire range | ratings/cert. |
|--------|---------|--------|--|---------------|
| 901490 | 500 | yellow | #22 to #10 (min: #2 to #18, max: 3#12) | UL |
| 901500 | 500 | red | #22 to #6 (min: 2#14, max: 5#12) | |

⚠ WARNING: Cancer and Reproductive Harm www.P65Warnings.ca.gov.

Grounding Wire Connectors

These connectors are specifically designed for making secure ground connections. The contoured, offset wings enable firm ground connections. A flame retardant, thermoplastic shell resists punctures, cuts, abrasion and corrosion. Solid copper to copper connections only.



| PN | pkg qty | color | wire range | ratings/cert. |
|--------|---------|-------|-----------------------------------|---------------|
| 901510 | 500 | green | #14 to #10 (min: 2#14, max: 4#12) | UL |

⚠ WARNING: Cancer and Reproductive Harm www.P65Warnings.ca.gov.

Hex-Lok® Wire Connectors

The unique head design allows for socket installation to help relieve hand stress. A square-wire spring grabs and holds wires for a secure connection, and a long skirt covers stripped wires. Rated at 600V max in building wire and at 1000V max in lighting fixtures/luminaries and signs. Copper to copper connections only.



| PN | pkg qty | color | wire range | ratings/cert. |
|--------|---------|-------|---|---------------|
| 901550 | 250 | gray | #14 to #6 (min: 3#14, max: 1#6 w/1#8) | UL |
| 901560 | 500 | tan | #22 to #8 (min: 3#22, max: 4#12 w/2#18) | |

⚠ WARNING: Cancer and Reproductive Harm www.P65Warnings.ca.gov.

3M Scotchlok 2® Connectors

With an increased wire range, these 3 connector sizes can now do jobs it used to take 8 connector sizes to accomplish. A flexible skirt provides protection and readily bends to conform in tight places. UL and CSA rated. Rated to 600V.



| PN | pkg qty | color | wire range | ratings/cert. |
|--------|---------|-------------------------|---|---------------|
| 901505 | 100 | blue, orange wing style | 2#22 - 2#12 | UL CSA |
| 901525 | 100 | yellow, red wing style | 2#18 - 2#8, 4#14 - 3#12 6#14 - 4#12, 5#12 - 3#10 | |
| 901535 | 100 | gray, blue wing style | 4#14 - 5#10 | |

⚠ WARNING: Cancer and Reproductive Harm www.P65Warnings.ca.gov.

Closed End Connectors

Used in situations requiring a pigtail of two or more wires. These closed end connectors feature translucent nylon insulation and a tin-plated copper sleeve. Rated to 300V. Meets UL 94V-2 Flammability Classification. RoHS compliant. Rated for continuous operating temperature of 105°C (221°F).



| PN | pkg qty | gauge | wire range | ratings/cert. |
|--------|---------|-------|---------------------------------------|--------------------------------|
| 901205 | 100 | 22-18 | Max. 2 #20 w/1 #18 Min. 2 #22 | UL 94V-2 CSA CQC RoHS |
| 901215 | 100 | 22-14 | Max. 1 #18 w/1 #14 Min. 2 #22 | |
| 901225 | 100 | 22-10 | Max. 3 #14 Min. 2 #22 w/2 #18 | |
| 901230 | 100 | 16-10 | Max. 2 #16 w/1 #10 Min. 2 #16 w/1 #12 | |

⚠ WARNING: Cancer and Reproductive Harm www.P65Warnings.ca.gov.



Scan for pricing or go to www.delcity.net/catalogpricing

www.delcity.net
info@delcity.net



NEW



High-Temp Closed End Connectors

Ideal for protecting wire connections of two or more wires from high temperatures. Made of Polyamide 66, and feature a tin-plated copper sleeve rated up to 300V. Meet UL 94V-0 Flammability Classification. RoHS compliant. Operating Temperature: up to 150°C (302°F)

| PN | pkg qty | gauge | wire range | ratings/cert. |
|--------|---------|-------|-------------------------------|------------------------|
| 903005 | 100 | 22-14 | Max. 1 #18 w/1 #14 Min. 2 #22 | UL 94V-0 CSA CQC |
| 903015 | 100 | 22-10 | Max. 3 #14 Min. 2 #22 w/2 #18 | |

⚠ WARNING: Cancer and Reproductive Harm www.P65Warnings.ca.gov.

Multi-Wire Heat Shrink Closed End Connectors

The extra-active, free-flowing adhesive lining within these connectors encapsulate multiple wires, helping eliminate wire pull-out and making the connection weatherproof.

| PN | pkg qty | color | gauge | ratings/cert. |
|--------|---------|-----------------|-------|---------------|
| 902205 | 10 | clr/blue dash | 22-14 | — |
| 902215 | 10 | clr/yellow dash | 18-10 | |

⚠ WARNING: Cancer and Reproductive Harm www.P65Warnings.ca.gov.

Heat Shrink 2 - 1 Butt Connector

The extra-active, free-flowing adhesive lining within these connectors encapsulate multiple wires, helping eliminate wire pull-out and making the connection weatherproof. A clearly marked dashed line helps to quickly identify wire gauge range and crimp die set.

| PN | pkg qty | gauge | | tube color | tubing ID | ratings/cert. |
|--------|---------|--------|--------|-------------------|-----------|---------------|
| | | 1 wire | 2 wire | | | |
| 940000 | 10 | 24-22 | 24-22 | clear/white dash | .220 | UL CSA |
| 940005 | 10 | 22-18 | 20-18 | clear/red dash | .300 | |
| 940010 | 10 | 16-14 | 16-14 | clear/blue dash | .350 | |
| 940015 | 10 | 12-10 | 12-10 | clear/yellow dash | .450 | |

⚠ WARNING: Cancer and Reproductive Harm www.P65Warnings.ca.gov.

WAGO 222 Series LEVER-NUT® Connectors

WAGO 222 Series LEVER-NUT® connectors provide a maintenance-free connection and are reusable. Designed to accommodate stranded and solid wire ranging from 28-12 gauge. Connectors have a built-in test point and are UL listed and RoHS compliant. Rated for 600V maximum, building wire: 1000V maximum signs and fixtures and 20A maximum. Temperature Range: 85°C to 185°F.

| PN | description | wire gauge | WAGO PN | ratings/cert. |
|--------|-------------|------------|---------|---------------|
| 907050 | 2-conductor | 28-12 ga | 222-412 | UL, RoHS |
| 907060 | 3-conductor | | 222-413 | |
| 907070 | 5-conductor | | 222-415 | |

⚠ WARNING: Cancer and Reproductive Harm www.P65Warnings.ca.gov.

WAGO 221 Series LEVER-NUT® Connectors

WAGO 221 Series LEVER-NUT® connectors provide a maintenance-free connection and are reusable. Designed to accommodate stranded and solid wire ranging from 24-10 gauge. Connectors have a built-in test point and are UL listed and RoHS compliant. Rated for 600V maximum, building wire: 1000V maximum signs and fixtures and 20A maximum. Temperature Range: 85°C to 185°F.

| PN | description | wire gauge | WAGO PN | ratings/cert. |
|--------|-------------|------------|---------|---------------|
| 907051 | 2-conductor | 24-10 ga | 221-412 | UL, RoHS |
| 907052 | 2-conductor | | 221-612 | |
| 907061 | 3-conductor | | 221-413 | |
| 907062 | 3-conductor | | 221-613 | |
| 907071 | 5-conductor | | 221-415 | |
| 907072 | 5-conductor | | 221-615 | |

⚠ WARNING: Cancer and Reproductive Harm www.P65Warnings.ca.gov.

Super B Wire Connectors

Large opening to accommodate multiple wires and heavier wire insulation. Razor-sharp piercing teeth to bite through insulation for a connection with no wire stripping. The unique funnel-entry design allows for easier wire insertion by eliminating wire hang-up and positions wires perfectly for a single crimp. Blue connectors contain a non-curing sealant for a moisture-resistant barrier. The sealant will not leak out when crimped. White connectors do not contain sealant. ISO 9001 and UL E172979. Temperature Range: -50°C to 246°C (-60°F to 475°F)

| PN | pkg qty | description | color | ratings/cert. |
|--------|---------|--------------|-------|---------------|
| 901600 | 100 | no sealant | white | UL |
| 901602 | 100 | with sealant | blue | |

⚠ WARNING: Cancer and Reproductive Harm www.P65Warnings.ca.gov.



Quick Splice & Tap Connector

Quick splices are used for quick connections with no wire stripping. Simply insert both wires, squeeze down the metal insert with a pliers and snap the cover in place. All quick splices are 600V Max, except 905585 is 32V Max.

| PN | pkg qty | description | gauge | temperature | brand | ratings/cert. | |
|--------|---------------|--------------------------------|--------|----------------|---------------|---------------|---------------|
| 905585 | 100 | red, closed port | 22-18 | 90°C (194°F) | 3M | RoHS | |
| 904485 | | | | 105°C (221°F) | — | UL, CSA | |
| 904490 | | red, closed port, double blade | 22-16 | 100°C (212°F) | — | UL, CSA | |
| 905605 | | white, open port | 18-14 | 105°C (221°F) | — | UL, CSA | |
| 905655 | | | | 105°C (221°F) | — | | |
| 905595 | | blue, closed port | 18-14 | 105°C (221°F) | 3M | UL, CSA, RoHS | |
| 904445 | | | | 105°C (221°F) | — | UL, CSA | |
| 904625 | | 25 | yellow | 12-10 | 90°C (194°F) | 3M | UL, RoHS |
| 905625 | | | | | 105°C (221°F) | — | UL, CSA |
| 905615 | | 100 | brown | 18-14 to 12-10 | 105°C (221°F) | 3M | UL, CSA, RoHS |
| 904615 | 100°C (212°F) | | | | — | UL, CSA | |

⚠ WARNING: Cancer and Reproductive Harm www.P65Warnings.ca.gov.

*min. 100 pcs.



Scan for pricing or go to www.delcity.net/catalogpricing

1.800.654.4757
f:1.800.431.1293



Pigtail Connectors

Self-stripping electrical pigtail connectors are capable of connecting 2 or 3 wires in the range of No. 22 thru No. 14 AWG solid or standard copper wire. The insulator body and cap are manufactured of a flame retardant nylon and contain an EG-3 grease sealant providing a moisture resistant deal. Connector (905635) is UL Listed and CSA certified for 600V maximum, building wire: 1000V maximum for signs, fixtures and luminaries. Connector (905640) is rated 600V maximum and meets the UL94V-0 Flammability Classification. Temperature rating: 105°C (221°F).

| PN | pkg qty | wire gauge | brand | ratings/cert. |
|--------|---------|------------|-------|---------------|
| 905635 | 20 | 22-14 | 3M | UL, CSA |
| 905640 | 100 | 22-14 | — | — |

⚠ WARNING: Cancer and Reproductive Harm www.P65Warnings.ca.gov.



908085

908065

908075

T-tap Female Connectors

The insulator is made of a flame retardant nylon and the element is tin-plated brass. Close connector over the wire and connect a .250" x .032" male tab push-on to opposite end. Connectors are UL Listed and CSA certified for 600V maximum, building wire: 1000V maximum, signs, fixtures and luminaries, and temperature rated 105°C (221°F).

| PN | pkg qty | color | gauge | inside width | brand | ratings/cert. |
|--------|---------|----------------------|----------|--------------|-------|---------------|
| 908060 | 100 | black, single blade | 26-24 ga | .250" | — | — |
| 908065 | | red, single blade | 22-18 ga | | — | UL, CSA |
| 908075 | | blue, single blade | 16-14 ga | | 3M | UL, CSA, RoHS |
| 908175 | | | 16-14 ga | | — | UL, CSA |
| 908085 | | yellow, single blade | 12 ga | | — | UL, CSA |
| 908265 | | red, double blade | 22-18 ga | | — | UL, CSA |
| 908275 | | blue, double blade | 18-14 ga | | — | UL, CSA |
| 908285 | | yellow, double blade | 12 ga | | — | UL, CSA |

⚠ WARNING: Cancer and Reproductive Harm www.P65Warnings.ca.gov.

Tap Connectors (moisture resistant)

This electrical tap connector contains a mineral oil base dielectric grease. When closed, this grease provides a moisture resistant barrier to destructive substances such as salt water and other corrosive environments. Available in 18-14 gauge, 600V. Rating: 18 AWG= 7 Amps, 16 AWG= 10 Amps, 14 AWG=15 Amps.



| PN | pkg qty | color | temp | brand | ratings/cert. |
|--------|---------|---------------------|---------------|-------|---------------|
| 905665 | 100 | blue, tap connector | 90°C (194°F) | 3M | UL, RoHS |
| 904665 | | | 100°C (212°F) | — | — |

⚠ WARNING: Cancer and Reproductive Harm www.P65Warnings.ca.gov.



Scan for pricing or go to www.delcity.net/catalogpricing

www.delcity.net
info@delcity.net



Push-in Connectors

Stainless steel springs resist corrosion and restrict wire pull out. Twist left to right for wire removal. Rated to 24 amps, at 600V max in building wire and 1000V AC in lighting fixtures/luminaries. Copper to copper connections only.

| PN | pkg qty | description | color coding | wire range |
|--------|---------|-------------|--------------|----------------|
| 907010 | 100 | 2-port | red | #22 to #12 AWG |
| 907020 | 100 | 3-port | orange | #22 to #12 AWG |
| 907030 | 100 | 4-port | yellow | #22 to #12 AWG |
| 907040 | 50 | 8-port | black | #22 to #12 AWG |

WARNING: Cancer and Reproductive Harm www.P65Warnings.ca.gov.




Tap-in Bullet Receptacles

Connector mates with a .156" male bullet connector, making a reusable plug connect wiring termination. The insulator is polypropylene; the u-contact is tin plated copper. Use with 18–14 AWG solid or stranded, tinned or untinned (.75–1.5 mm² solid or stranded) copper conductors. Rating: 18 AWG= 7 Amps, 16 AWG= 10 Amps, 14 AWG=15 Amps. Part no. 908055 is 32V and 908050 is 600V.

| PN | pkg qty | description | temp | brand | ratings/cert. |
|--------|---------|--------------------------|---------------|-------|---------------|
| 908055 | 100 | black, bullet receptacle | 90°C (194°F) | 3M | RoHS |
| 908050 | | | 105°C (221°F) | | |

WARNING: Cancer and Reproductive Harm www.P65Warnings.ca.gov.



Self-tapping ATC®/ATO® Fuse Holder

Design requires no wire stripping. It installs with a common pliers. For use with 18–14 gauge wire and rated to 20 amp max. Fuse not included.

| PN | pkg qty | description | wire gauge |
|-------|---------|-------------|------------|
| 78355 | 1 | fuse holder | 18–14 |

WARNING: Cancer and Reproductive Harm www.P65Warnings.ca.gov.



961DL

Ox-Gard™ Anti-Oxidant Compound

Penetrates aluminum oxide to maintain inter-strand and inter-conductor current paths.

| PN | description |
|-------|-------------------|
| 961DL | 1 oz squeeze tube |
| 964DL | 4 oz squeeze tube |

WARNING: Cancer and Reproductive Harm www.P65Warnings.ca.gov.

DEUTSCH DT Series

Designed with thermoplastic housings and silicone rear wire and interface seals, which make them extremely durable and able to withstand exposure to moisture and a wide temperature range. They have an IP68 immersion rating and show no defects after 100 cycles of engagement and disengagement. They feature an integrated latch for mating, as well as wedgelocks to assure contact alignment and retention. Systems are available in 2, 3, 4, 6, 8, and 12-way configurations. To complete an assembly of the DEUTSCH DT Series connector system, you will need: one (1) plug housing, one (1) receptacle housing, one (1) plug wedge, one (1) receptacle wedge, and the appropriate number of socket and pin contacts required for your configuration. Sealing plugs can be used in place of any unoccupied socket contact. DT Series contacts are available in three styles – nickel-plated stamped & formed, nickel plated solid barrel, or gold-plated solid barrel.



Scan for pricing or go to www.delcity.net/catalogpricing

1.800.654.4757
f:1.800.431.1293


DEUTSCH DT Series Connectors



| no. wires | receptacle | | plug | |
|-----------|-------------|------------|-------------|------------|
| | Del City PN | DEUTSCH PN | Del City PN | DEUTSCH PN |
| 2 | 15062200 | DT04-2P | 15062100 | DT06-2S |
| 3 | 15063200 | DT04-3P | 15063100 | DT06-3S |
| 4 | 15064200 | DT04-4P | 15064100 | DT06-4S |
| 6 | 15066200 | DT04-6P | 15066100 | DT06-6S |
| 8 | 15068200 | DT04-08PA | 15068100 | DT06-08SA |
| 12 | 15061220 | DT04-12PA | 15061210 | DT06-12SA |

⚠ WARNING: Cancer and Reproductive Harm www.P65Warnings.ca.gov.


DEUTSCH DT Series Wedges



| no. wires | receptacle wedge | | plug wedge | |
|-----------|------------------|------------|-------------|------------|
| | Del City PN | DEUTSCH PN | Del City PN | DEUTSCH PN |
| 2 | 15162200 | W2P | 15162100 | W2S |
| 3 | 15163200 | W3P | 15163100 | W3S |
| 4 | 15164200 | W4P | 15164100 | W4S |
| 6 | 15166200 | W6P | 15166100 | W6S |
| 8 | 15168200 | W8P | 15168100 | W8S |
| 12 | 15161220 | W12P | 15161210 | W12S |

⚠ WARNING: Cancer and Reproductive Harm www.P65Warnings.ca.gov.

DEUTSCH DT Series Pins & Sockets



| description | size | gauge | socket | | pin | |
|---------------------|------|-------|-------------|----------------|-------------|----------------|
| | | | Del City PN | DEUTSCH PN | Del City PN | DEUTSCH PN |
| stamped/former | 16 | 16-14 | 15621422* | 1062-14-0122 | 15601422* | 1060-14-0122 |
| stamped/former | 16 | 18-16 | 15621622* | 1062-16-0122 | 15601622* | 1060-16-0122 |
| nickel, solid crimp | 16 | 14 | 15622016 | 0462-209-16141 | 15602026 | 0460-215-16141 |
| nickel, solid crimp | 16 | 20-16 | 15622014 | 0462-201-16141 | 15602024 | 0460-202-16141 |
| gold, solid crimp | 16 | 20-16 | 15622013 | 0462-201-1631 | 15602023 | 0460-202-1631 |

⚠ WARNING: Cancer and Reproductive Harm www.P65Warnings.ca.gov.

*min. 100 pcs.

DEUTSCH DT Series Sealing Plug




| description | Del City PN | DEUTSCH PN |
|--------------|-------------|------------|
| sealing plug | 15114017 | 114017 |

⚠ WARNING: Cancer and Reproductive Harm www.P65Warnings.ca.gov.

DEUTSCH Jiffy Splices

DEUTSCH Jiffy Splices are a unique, field-servicable alternative to permanent splices. Inside the body of the jiffy splice is a contact retention system that secures a mated pair of DEUTSCH contacts in a compact, environmentally sealed unit. Made from the same high quality silicone elastomer as DEUTSCH connector seals. Use with one pin and one socket contact.



DEUTSCH Jiffy Splices

| contact size | Del City PN | DEUTSCH PN | use with |
|--------------|-------------|------------|---------------------|
| 16 | 15000016 | JS-16-00 | DT Series Contacts |
| 12 | 15000012 | JS-12-00 | DTP Series Contacts |

⚠ WARNING: Cancer and Reproductive Harm www.P65Warnings.ca.gov.

DEUTSCH DTM Series

Designed for smaller gauge applications and feature thermoplastic housings and silicone rear wire and interface seals. No defects after 100 cycles of engagement and disengagement. Featuring an integrated latch for mating, and wedgelocks to assure contact alignment and retention. Available in 2, 3, 4, 6, 8, and 12-way configurations. To complete an assembly of the DEUTSCH DTM Series connector system, you will need: one (1) plug housing, one (1) receptacle housing, one (1) plug wedge, one (1) receptacle wedge, and the appropriate number of socket and pin contacts required for your configuration. IP68 immersion rating. Rated to 7.5 amps.



Scan for pricing or go to www.delcity.net/catalogpricing

www.delcity.net
info@delcity.net



15044100

15044200



15041210

15041220



15144200

15144100



15602001

15622012

DEUTSCH DTM Series Connectors

| no. wires | receptacle | | plug | |
|-----------|-------------|------------|-------------|------------|
| | Del City PN | DEUTSCH PN | Del City PN | DEUTSCH PN |
| 2 | 15042200 | DTM04-2P | 15042100 | DTM06-2S |
| 3 | 15043200 | DTM04-3P | 15043100 | DTM06-3S |
| 4 | 15044200 | DTM04-4P | 15044100 | DTM06-4S |
| 6 | 15046200 | DTM04-6P | 15046100 | DTM06-6S |
| 8 | 15048200 | DTM04-08PA | 15048100 | DTM06-08SA |
| 12 | 15041220 | DTM04-12PA | 15041210 | DTM06-12SA |

⚠ WARNING: Cancer and Reproductive Harm www.P65Warnings.ca.gov.

DEUTSCH DTM Series Wedges

| no. wires | receptacle wedge | | plug wedge | |
|-----------|------------------|------------|-------------|------------|
| | Del City PN | DEUTSCH PN | Del City PN | DEUTSCH PN |
| 2 | 15142200 | WM-2P | 15142100 | WM-2S |
| 3 | 15143200 | WM-3P | 15143100 | WM-3S |
| 4 | 15144200 | WM-4P | 15144100 | WM-4S |
| 6 | 15146200 | WM-6P | 15146100 | WM-6S |
| 8 | 15148200 | WM-8P | 15148100 | WM-8S |
| 12 | 15141220 | WM-12P | 15141210 | WM-12S |

⚠ WARNING: Cancer and Reproductive Harm www.P65Warnings.ca.gov.

DEUTSCH DTM Series Pins & Sockets

| description | contact size | gauge | socket | | pin | |
|------------------------|--------------|-------|-------------|----------------|-------------|----------------|
| | | | Del City PN | DEUTSCH PN | Del City PN | DEUTSCH PN |
| stamped/ formed | 20 | 22-16 | 15622002* | 1062-20-0122 | 15602001* | 1060-20-0122 |
| nickel, solid crimp | 20 | 18-16 | 15622011 | 0462-005-20141 | 15602021 | 0460-010-20141 |
| nickel, solid crimp | 20 | 20 | 15622012 | 0462-201-20141 | 15602022 | 0460-202-20141 |
| sealing plug | 20 | | 15132042 | 0413-204-2005 | 15132042 | 0413-204-2005 |

⚠ WARNING: Cancer and Reproductive Harm www.P65Warnings.ca.gov.

*min. 100 pcs.

DEUTSCH DTP Series

Designed for higher amp applications and feature thermoplastic housings and silicone rear wire and interface seals. No defects after 100 cycles of engagement and disengagement. Featuring an integrated latch for mating, and wedgelocks to assure contact alignment and retention. Available in 2-way and 4-way configurations. To complete an assembly of the DEUTSCH DTP Series connector system, you will need: one (1) plug housing, one (1) receptacle housing, one (1) plug wedge, one (1) receptacle wedge, and the appropriate number of socket and pin contacts required for your configuration. IP68 immersion rating. Rated to 25 amps.

DEUTSCH DTP Series Connectors

| no. wires | receptacle | | plug | |
|-----------|-------------|------------|-------------|------------|
| | Del City PN | DEUTSCH PN | Del City PN | DEUTSCH PN |
| 2 | 15082200 | DTP04-2P | 15082100 | DTP06-2S |
| 4 | 15084200 | DTP04-4P | 15084100 | DTP06-4S |

⚠ WARNING: Cancer and Reproductive Harm www.P65Warnings.ca.gov.

DEUTSCH DTP Series Wedges

| no. wires | receptacle wedge | | plug wedge | |
|-----------|------------------|------------|-------------|------------|
| | Del City PN | DEUTSCH PN | Del City PN | DEUTSCH PN |
| 2 | 15182200 | WP-2P | 15182100 | WP-2S |
| 4 | 15184200 | WP-4P | 15184100 | WP-4S |

⚠ WARNING: Cancer and Reproductive Harm www.P65Warnings.ca.gov.

DEUTSCH DTP Series Pins & Sockets

| description | contact size | gauge | socket | | pin | |
|--------------------|--------------|----------|-------------|----------------|-------------|----------------|
| | | | Del City PN | DEUTSCH PN | Del City PN | DEUTSCH PN |
| stamped/ formed | 12 | 14-12 ga | 15621201* | 1062-12-0166 | 15601201* | 1060-12-0166 |
| solid | 12 | 14-12 ga | 15602031 | 0462-203-12141 | 15602041 | 0462-204-12141 |

⚠ WARNING: Cancer and Reproductive Harm www.P65Warnings.ca.gov.

*min. 100 pcs.

DEUTSCH DTHD Series

Single terminal connectors for heavy duty applications. Show no defects after 100 cycles of engagement and disengagement. Integrated latch for mating. To complete an assembly of the DEUTSCH DTHD Series connector system, you will need: one (1) plug housing, one (1) receptacle housing, and one socket and pin contact in the correct size for your configuration. Available in three sizes for applications from 25 to 100 amps. IP68 immersion rating.



15991202

15991200

DEUTSCH DTHD Series Connectors

| contact size | gauge | amp rating | receptacle | | plug | |
|--------------|----------|------------|-------------|--------------|-------------|--------------|
| | | | Del City PN | DEUTSCH PN | Del City PN | DEUTSCH PN |
| 12 | 14-12 ga | 25 | 15991200 | DTHD04-1-12P | 15991202 | DTHD06-1-12S |
| 8 | 10-8 ga | 60 | 15990800 | DTHD04-1-8P | 15990802 | DTHD06-1-8S |
| 4 | 6 ga | 100 | 15990400 | DTHD04-1-4P | 15990402 | DTHD06-1-4S |

⚠ WARNING: Cancer and Reproductive Harm www.P65Warnings.ca.gov.



Scan for pricing or go to www.delcity.net/catalogpricing

1.800.654.4757
f:1.800.431.1293

DEUTSCH DTHD Series Pins & Sockets



15600401

15620401

| contact size | type | gauge | amp rating | pin | | socket | |
|--------------|----------------|----------|------------|-------------|----------------|-------------|----------------|
| | | | | Del City PN | DEUTSCH PN | Del City PN | DEUTSCH PN |
| 12 | stamped/formed | 14-12 ga | 25 | 15601201* | 1060-12-0166 | 15621201* | 1062-12-0166 |
| 12 | solid | 14-12 ga | 25 | 15602041 | 0462-204-12141 | 15602031 | 0462-203-12141 |
| 8 | solid | 10-8 ga | 60 | 15600801 | 0460-204-08141 | 15620801 | 0462-203-08141 |
| 4 | solid | 6 ga | 60 | 15600401 | 0460-204-0490 | 15620401 | 0460-204-04141 |

⚠ WARNING: Cancer and Reproductive Harm www.P65Warnings.ca.gov.

*min. 100 pcs.



15111600

15111601

15112000

15114800

15111561

DEUTSCH Crimp Tools

| PN | description | contact type | series | contact size | Deutsch PN |
|----------|-------------------------|------------------|--------------|--------------|------------|
| 15111600 | Crimp Tool, 16-14 Ga | stamped & formed | DT | 16 | DTT-16-00 |
| 15111601 | Crimp Tool, 18 Ga | stamped & formed | DT | 16 | DTT-16-01 |
| 15112000 | Crimp Tool | stamped & formed | DTM | 20 | DTT-20-00 |
| 15111200 | Crimp Tool | stamped & formed | DTP, DTHD | 12 | DTT-12-00 |
| 15114800 | Crimp Tool, Four Indent | solid crimp | DT, DTM, DTP | 20, 16, 12 | HDT-48-00 |
| 15111561 | Crimp Tool, Two Indent | solid crimp | DT, DTM, DTP | 20, 16, 12 | HDT-1561 |

⚠ WARNING: Cancer and Reproductive Harm www.P65Warnings.ca.gov.



998860

Closed Barrel Crimp Tools

Crimps Amphenol and DEUTSCH closed barrel terminals.

| PN | crimps contact size | crimps gauges | Crimps Series |
|--------|---------------------|---------------|---------------|
| 998860 | 12 | 12 | ATP / DTP |
| 998880 | 16 | 18-14 | AT / DT |
| 998890 | 20 | 22-14 | ATM / DTM |

⚠ WARNING: Cancer and Reproductive Harm www.P65Warnings.ca.gov.

A Series™ Removal Tool

This stainless steel tool is designed to easily disassemble the AT, ATM and ATP Series™ harsh environment sealed connectors. The flat end slides under plug wedges to release them from the housing. The hook end hooks onto the receptacle wedge to release from the housing and it can separate holding fingers to allow for the pin and socket to be removed.



| PN | description |
|----------|-----------------------------------|
| 14114100 | AT, ATM, ATP Series™ removal tool |

⚠ WARNING: Cancer and Reproductive Harm www.P65Warnings.ca.gov.

TE AMP Superseal



Scan for pricing or go to www.delcity.net/catalogpricing

www.delcity.net
info@delcity.net



TE AMP Superseal 1.5mm Series Connector Housings


Made of Polyamide 6.6 with glass-filled fibers and rated for 14 Amps. Provides a waterproof and reliable connection. Ideal for automotive trucks, buses, off-road vehicles, agriculture and industrial machinery. RoHS compliant and IP67 rating. Temperature Rating: -40°C to 125°C (-40°F to 257°F).

| description | cap | | plug | |
|---------------|-------|----------|-------|----------|
| | PN | TE PN | PN | TE PN |
| 1-way housing | 96021 | 282103-1 | 96015 | 282079-2 |
| 2-way housing | 96022 | 282104-1 | 96016 | 282080-1 |
| 3-way housing | 96023 | 282105-1 | 96017 | 282087-1 |
| 4-way housing | 96024 | 282106-1 | 96018 | 282088-1 |
| 5-way housing | 96025 | 282107-1 | 96019 | 282089-1 |
| 6-way housing | 96026 | 282108-1 | 96020 | 282090-1 |

⚠ WARNING: Cancer and Reproductive Harm www.P65Warnings.ca.gov.

TE AMP Superseal 1.5mm Series Contacts

Made of tin-plated copper for added protection against corrosion and rated for 14 Amps. RoHS compliant and meets IP67 rating. Reels include 4,000 contacts per reel. Temperature Rating: -40°C to 125°C (-40°F to 257°F).



| size | receptacle | | | | tab | | | |
|----------|------------|------------|--------|----------|-------|----------|--------|----------|
| | loose | TE part no | reel | TE PN | loose | TE PN | reel | TE PN |
| 22-20 ga | 96000 | 183035-1 | 96000R | 282403-1 | 96005 | 183036-1 | 96005R | 282404-1 |
| 18-16 ga | 96002 | 183025-1 | 96002R | 282110-1 | 96008 | 183024-1 | 96008R | 282109-1 |
| 16-14 ga | — | — | 96004R | 282466-1 | — | — | 96010R | 282465-1 |

⚠ WARNING: Cancer and Reproductive Harm www.P65Warnings.ca.gov.

TE AMP Superseal 1.5mm Series Wire Seals and Plugs

Manufactured of silicone rubber material and guards against dust and moisture. Loose-piece wire seals are crimped simultaneously with the contacts to assure a positive position of the seal in the housing cavity. The cavity plug is designed to fill and seal unused cavities. RoHS Compliant.



| description | color | PN | TE PN |
|-------------|--------|-------|----------|
| 22-20 ga | green | 96011 | 281934-4 |
| 18-16 ga | yellow | 96012 | 281934-2 |
| 16-14 ga | red | 96013 | 281934-3 |
| cavity plug | red | 96014 | 282081-1 |

⚠ WARNING: Cancer and Reproductive Harm www.P65Warnings.ca.gov.

INDUSTRIAL@AMPHENOL AMPHENOL Sine Systems



AT Series™ Harsh Environment Sealed Connector Housings

Made from a thermoplastic material that provides durability and UV resistance. Each receptacle and plug include a silicone elastomer wire seal to help prevent environmental ingress. To complete an assembly, one receptacle/plug housing, a wedge and an appropriate number of pins are required. All AT Series™ assemblies mate directly with DEUTSCH DT housings/assemblies. The complete assembly connection meets SAE J2030, IP67 and IP69K. The thermoplastic material meets UL94 HB rating, with a temperature rating of -55°C to 125°C (-67°F to 257°F).



Scan for pricing or go to www.delcity.net/catalogpricing


1.800.654.4757
f:1.800.431.1293

| description | receptacle | plug |
|----------------|------------|----------|
| 2-way housing | 14062200 | 14062100 |
| 3-way housing | 14063200 | 14063100 |
| 4-way housing | 14064200 | 14064100 |
| 6-way housing | 14066200 | 14066100 |
| 8-way housing | 14068200 | 14068100 |
| 12-way housing | 14061220 | 14061210 |

WARNING: Cancer and Reproductive Harm www.P65Warnings.ca.gov.

AT Series™ Wedges

Thermoplastic material is a necessary component in aligning the plugs/pins into proper position. One wedge is required per receptacle/plug to complete the assembly. **NOTE: AT Series™ wedges DO NOT interchange with DEUTSCH DT Series wedges.**



| description | receptacle | plug |
|--------------|------------|----------|
| 2-way wedge | 14162200 | 14162100 |
| 3-way wedge | 14163200 | 14163100 |
| 4-way wedge | 14164200 | 14164100 |
| 6-way wedge | 14166200 | 14166100 |
| 8-way wedge | 14168200 | 14168100 |
| 12-way wedge | 14161220 | 14161210 |

WARNING: Cancer and Reproductive Harm www.P65Warnings.ca.gov.

AT Series™ Pins and Sockets

Complete the electrical connection for the AT Series™ housing assembly. Three different quality grades of contacts available. All feature a copper alloy base with either a standard stamped/formed nickel plate, military solid crimp nickel or gold-plate. The seal plugs are made of silicone elastomer and can be used to plug any open or unused pin/socket. Connector pins and plugs are interchangeable and mate directly with DEUTSCH DT Series.



| description | contact size | gauge | pin | socket |
|---------------------|--------------|-------|----------|----------|
| stamped/formed | 16 | 16-14 | 14601422 | 14621422 |
| stamped/formed | 16 | 18-16 | 14601622 | 14621622 |
| nickel, solid crimp | 16 | 14 | 14602026 | 14622016 |
| nickel, solid crimp | 16 | 20-16 | 14602024 | 14622014 |
| gold, solid crimp | 16 | 20-16 | 14602023 | 14622013 |
| sealing plug | 16 | — | 14114017 | 14114017 |

WARNING: Cancer and Reproductive Harm www.P65Warnings.ca.gov.

AT Series Single Side Connector Kits

Each part number contains all the necessary components to complete one side of an AT Series connection: Housing, Wedge, and Contacts. Compatible with DEUTSCH DT Series connectors, the A Series connectors serve a wide range of applications and industries, and offer a high-performance, cost-effective solution.



AT Series Plug Kits

| no. wires | 16-14 Ga | 18-16 Ga |
|-----------|----------|----------|
| 2 | 14442100 | 14662100 |
| 3 | 14443100 | 14663100 |
| 4 | 14444100 | 14664100 |
| 6 | 14446100 | 14666100 |
| 8 | 14448100 | 14668100 |
| 12 | 14441210 | 14661210 |

AT Series Receptacle Kits

| no. wires | 16-14 Ga | 18-16 Ga |
|-----------|----------|----------|
| 2 | 14442200 | 14662200 |
| 3 | 14443200 | 14663200 |
| 4 | 14444200 | 14664200 |
| 6 | 14446200 | 14666200 |
| 8 | 14448200 | 14668200 |
| 12 | 14441220 | 14661220 |

WARNING: Cancer and Reproductive Harm www.P65Warnings.ca.gov.

AT Series™ Sealed Connectors

INDUSTRIAL@AMPHENOL
TRUSTED GLOBALLY Amphenol Sine Systems

AT Series™ with Strain Relief

Specifically designed wire cavities to protect each individual wire seal and maintaining IP67 sealing performance regardless of wire bundle direction or improper installation. AT Series™ housings with Strain Relief use standard AT Series™ wedges and pins/sockets.



| description | receptacle | plug |
|----------------|-----------------|-----------------|
| 2-way housing | 14062299 | 14062199 |
| 3-way housing | 14063299 | 14063199 |
| 4-way housing | 14064299 | 14064199 |
| 6-way housing | 14066299 | 14066199 |
| 8-way housing | 14068299 | 14068199 |
| 12-way housing | 14061299 | 14061129 |

⚠ WARNING: Cancer and Reproductive Harm www.P65Warnings.ca.gov.

AT Series™ with LED

Visible LED light integrated into a 2-position plug, reducing costly troubleshooting time. AT Series™ plugs with LED use standard AT Series™ socket contacts and mate with standard AT Series™ receptacles. The 14162122 wedge is used for both the 12V and 24V plugs.



| description | voltage rating | plug |
|---------------|----------------|-----------------|
| 2-way housing | 12V DC | 14062112 |
| 2-way housing | 24V DC | 14062124 |
| wedge | - | 14162122 |

⚠ WARNING: Cancer and Reproductive Harm www.P65Warnings.ca.gov.

ATM Series™ Sealed Connectors

INDUSTRIAL@AMPHENOL
TRUSTED GLOBALLY Amphenol Sine Systems

ATM Series™ Harsh Environment Sealed Connectors

Connector housings are manufactured with a thermoplastic material that is durable, provides excellent UV resistance, dielectric/mechanical properties and is RoHS compliant. To complete an assembly, one receptacle/plug housing, a wedge, and the appropriate number of pins/sockets are required. ATM Series™ connectors are compatible with DEUTSCH DTM housings/assemblies. Operating temperature range: -55°C to 125°C (-67°F to 257°F).




| description | receptacle | plug |
|----------------|-----------------|-----------------|
| 2-way housing | 14042200 | 14042100 |
| 3-way housing | 14043200 | 14043100 |
| 4-way housing | 14044200 | 14044100 |
| 6-way housing | 14046200 | 14046100 |
| 8-way housing | 14048200 | 14048100 |
| 12-way housing | 14041220 | 14041210 |

⚠ WARNING: Cancer and Reproductive Harm www.P65Warnings.ca.gov.

ATM Series™ Wedges

Made from a thermoplastic material and are a necessary component in aligning the socket contacts into proper position within the plug. **NOTE: ATM Series™ wedges DO NOT interchange with DEUTSCH DTM Series wedges.**



| description | receptacle | plug |
|--------------|-----------------|-----------------|
| 2-way wedge | 14142200 | 14142100 |
| 3-way wedge | 14143200 | 14143100 |
| 4-way wedge | 14144200 | 14144100 |
| 6-way wedge | 14146200 | 14146100 |
| 8-way wedge | 14148200 | 14148100 |
| 12-way wedge | 14141220 | 14141210 |

⚠ WARNING: Cancer and Reproductive Harm www.P65Warnings.ca.gov.

ATM Series™ Pins and Sockets

Contacts are available with either a stamped/formed barrel or a solid barrel, and are derived from quality copper alloy to ensure an electrically-reliable connection. The seal plug is made of silicone elastomer and can be used to plug any open or unused pin/socket position. Contacts and plugs are interchangeable and mate directly with DEUTSCH DTM Series.



| description | contact size | gauge | pin | socket |
|---------------------|--------------|-------|-----------------|-----------------|
| stamped/formed | 20 | 22-16 | - | 14622002 |
| nickel, solid crimp | 20 | 22-20 | 14602022 | 14622012 |
| sealing plug | 20 | - | 14132042 | 14132042 |

⚠ WARNING: Cancer and Reproductive Harm www.P65Warnings.ca.gov.



Scan for pricing or go to www.delcity.net/catalogpricing

www.delcity.net
info@delcity.net

ATP Series™ Sealed Connectors

INDUSTRIAL@AMPHENOL
Amphenol Sine Systems



ATP Series™ Harsh Environment Sealed Connectors

Available in 2 and 4 position options, the ATP Series™ Connectors contain superior environmental seals, seal retention capabilities, and are designed for use with 10-14 ga wire with size 12 contacts handling up to 25A. To complete an assembly, one receptacle/plug housing, a wedge, and the appropriate number of pins/sockets are required. ATP Series™ connectors are compatible with DEUTSCH DTP housings/assemblies. Operating temperature range: -55°C to 125°C (-67°F to 257°F).

| description | receptacle | plug |
|---------------|------------|----------|
| 2-way housing | 14082200 | 14082100 |
| 4-way housing | 14084200 | 14084100 |

⚠ WARNING: Cancer and Reproductive Harm www.P65Warnings.ca.gov.

ATP Series™ Wedges

Made from a thermoplastic material and are a necessary component in aligning the socket contacts into proper position within the plug. One wedge in the appropriate configuration (2 or 4) is required per receptacle/plug housing to complete the assembly. **NOTE: ATP Series™ wedges DO NOT interchange with DEUTSCH DTP Series wedges.**



| description | receptacle | plug |
|-------------|------------|----------|
| 2-way wedge | 14182200 | 14182100 |
| 4-way wedge | 14184200 | 14184100 |

⚠ WARNING: Cancer and Reproductive Harm www.P65Warnings.ca.gov.

ATP Series™ Pins and Sockets

Complete the electrical connection for ATP Series™ housing assemblies. Contacts are available with either a stamped/formed barrel or a solid barrel, and are derived from quality copper alloy to ensure an electrically-reliable connection. Contacts and plugs are interchangeable and mate directly with DEUTSCH DTP Series.



| description | contact size | gauge | pin | socket |
|---------------------|--------------|-------|----------|----------|
| stamped/formed | 12 | 14-12 | 14601201 | 14621201 |
| nickel, solid crimp | 12 | 14-12 | 14602041 | 14602031 |

⚠ WARNING: Cancer and Reproductive Harm www.P65Warnings.ca.gov.



Scan for pricing or go to www.delcity.net/catalogpricing

1.800.654.4757
f:1.800.431.1293

AHD Series™ Heavy Duty Connectors

INDUSTRIAL@AMPHENOL
Amphenol Sine Systems



AHD Series™ Heavy Duty Connectors

To complete an assembly, one receptacle, one plug, and the appropriate number of pins/sockets are required (6 or 9). The 6-position housings accept ATP Series™ pins and sockets, and the 9-position housings accept AT Series™ pins and sockets. AHD Series™ connectors are completely compatible with DEUTSCH HD Connectors. Operating temperature range: -55°C to 125°C (-67°F to 257°F).

receptacles

| PN | positions | description | use with pins |
|----------|------------|------------------------------|----------------------|
| 14990600 | 6-position | flange, threaded rear | ATP Series, page 101 |
| 14990900 | 9-position | flange, threaded rear, J1939 | AT Series, page 99 |

⚠ WARNING: Cancer and Reproductive Harm www.P65Warnings.ca.gov.

plugs

| PN | positions | description | use with sockets |
|----------|------------|---|----------------------|
| 14991600 | 6-position | threaded rear | ATP Series, page 101 |
| 14991602 | 6-position | threaded rear, coupling ring | ATP Series, page 101 |
| 14991900 | 9-position | threaded rear, coupling ring, J1939 | AT Series, page 99 |
| 14991902 | 9-position | threaded rear, coupling ring, non-J1939 | AT Series, page 99 |
| 14991904 | 9-position | slip-on, threaded rear, J1939 | AT Series, page 99 |

⚠ WARNING: Cancer and Reproductive Harm www.P65Warnings.ca.gov.

receptacle caps

| PN | positions | description |
|----------|------------|----------------------|
| 14990006 | 6-position | receptacle cap, gray |
| 14990009 | 9-position | receptacle cap, gray |

⚠ WARNING: Cancer and Reproductive Harm www.P65Warnings.ca.gov.



Weather-Pack Environmental Connectors

DELPHI



Scan for pricing or go to www.delcity.net/catalogpricing

www.delcity.net
info@delcity.net



Weather-Pack Environmental Connector Housings

Designed for the engine compartment of a vehicle. Stops in cavities to ensure proper insertion of terminals. Indexed nylon housings are rated -40°C to 125°C (-40°F to 257°F). Housing, terminals, plugs and seals are sold separately. Rated up to 20A at 12V DC.

| description | tower (female) | shroud (male) |
|----------------------|----------------|---------------|
| 1-way housing | 75010 | 75012 |
| 2-way housing | 75014 | 75016 |
| 3-way housing | 75018 | 75020 |
| 4-way flat housing | 75022 | 75024 |
| 4-way square housing | 75044 | 75046 |
| 5-way housing | 75048 | 75049 |
| 6-way housing | 75026 | 75028 |

⚠ WARNING: Cancer and Reproductive Harm www.P65Warnings.ca.gov.

DELPHI



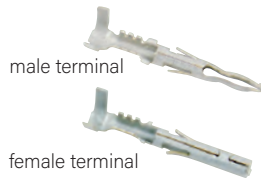
Weather-Pack 22-Way Bulkhead Connectors

Creates a weather-proof through-panel connection for up to 22 wires and 20 Amps. Use with standard Weather-Pack Terminals, Cavity Seals, and Plugs. The TPA is for use with both male and female connectors (two for each side). Temperature rating: -40°C to 125°C (-40°F to 257°F). RoHS.

| description | tower (female) | shroud (male) | description | tower (female)/shroud (male) |
|----------------|----------------|---------------|-------------|------------------------------|
| 22-way housing | 75054 | 75056 | 22-way TPA | 75058 |

⚠ WARNING: Cancer and Reproductive Harm www.P65Warnings.ca.gov.

DELPHI



male terminal

female terminal

Weather-Pack Environmental Terminals

The flex pin and lap lock design gives these terminals a positive connection. Dual "tangs" lock the terminal into the connector cavity. Cable seal crimp wings reduce strain on the cable core and assure proper positioning of the cable seal. Reels include 2,200 terminals per reel. Rated up to 20A at 12V DC.

| description | tower (female) | | shroud (male) | |
|----------------------|----------------|--------|---------------|--------|
| | loose | reel | loose | reel |
| 24-22 gauge terminal | 75029 | 75029R | 75027 | 75027R |
| 20-18 gauge terminal | 75032 | 75032R | 75030 | 75030R |
| 16-14 gauge terminal | 75036 | 75036R | 75034 | 75034R |
| 12 gauge terminal | 75040 | 75040R | 75038 | 75038R |

⚠ WARNING: Cancer and Reproductive Harm www.P65Warnings.ca.gov.

DELPHI



cavity seals

cavity plug

Weather-Pack Environmental Seals and Plugs

Self-lubricating, silicone seals have multiple "ribs" to guard against dust, moisture, engine compartment fluids and chemicals. Cable seals are crimped to the terminal to assure positive position of the seal in the housing cavity. The cavity plug is designed to fill and seal unused cavities.

| description | color | PN |
|-------------|----------------|-------|
| 22-20 ga | purple | 75000 |
| 20-18 ga | green | 75002 |
| 16-14 ga | gray | 75004 |
| 12 ga | blue | 75006 |
| 20-18 ga | orange (mylar) | 75008 |
| cavity plug | green | 75042 |

⚠ WARNING: Cancer and Reproductive Harm www.P65Warnings.ca.gov.

DELPHI



Weather-Pack Assembled Pigtails

Eliminate the need to make a precision crimp in the field with loose components, saving time and confusion. Available with a 10" black 18-gauge SXL wire, or a 10" white 14-gauge GXL wire. Housings rated to: -40°C to 125°C (-40°F to 257°F). Male and female assembled pigtails sold separately. Rated up to 20A at 12V DC.

| housing | wire | tower (female) | shroud (male) | housing | wire | tower (female) | shroud (male) |
|------------|-----------------------------|----------------|---------------|------------|-----------------------------|----------------|---------------|
| 1-way | 10" black 18-gauge SXL wire | 7501018 | 7501218 | 1-way | 10" white 14-gauge GXL wire | 7501014 | 7501214 |
| 2-way | | 7501418 | 7501618 | 2-way | | 7501414 | 7501614 |
| 3-way | | 7501818 | 7502018 | 3-way | | 7501814 | 7502014 |
| 4-way flat | | 7502218 | 7502418 | 4-way flat | | 7502214 | 7502414 |
| 6-way | | 7502618 | 7502818 | 6-way | | 7502614 | 7502814 |

⚠ WARNING: Cancer and Reproductive Harm www.P65Warnings.ca.gov.

DELPHI



Metri-Pack® Sealed 280 Series Connector Housings

Positive locking action ensures proper connection between housings. Made from heat stabilized, impact modified Polyamide 66 material. Tri-ribbed seal on female housing aids in resistance to harsh environments. Temperature rating: -40°C to 125°C (-40°F to 257°F). Rated up to 30A @ 12V DC.

| description | female | male |
|---------------|----------------|----------------|
| 1-way housing | 85010 | 85012 |
| 2-way housing | 85014 | 85016 |
| 3-way housing | 85018DL | 85020DL |
| 4-way housing | 85022 | 85024 |
| 5-way housing | 85026 | 85028 |
| 6-way housing | 85029 | — |

⚠ WARNING: Cancer and Reproductive Harm www.P65Warnings.ca.gov.



Scan for pricing or go to www.delcity.net/catalogpricing

1.800.654.4757
f:1.800.431.1293

DELPHI



Metri-Pack® Sealed 280 Terminal Position Assurance (TPA)

Firmly holds terminals in connector housings. Helps reduce tension between terminal and wire connection. Made from heat stabilized, impact modified Polyamide 66 material. Temperature rating: -40°C to 125°C (-40°F to 257°F).

| description | female | male |
|-------------|--------------|--------------|
| 1-way TPA | 85030 | 85030 |
| 2-way TPA | 85032 | 85032 |
| 3-way TPA | 85034 | 85036 |
| 4-way TPA | 85038 | 85040 |
| 5-way TPA | 85042 | 85044 |
| 6-way TPA | 85062 | — |

⚠ WARNING: Cancer and Reproductive Harm www.P65Warnings.ca.gov.

DELPHI



Metri-Pack® Sealed 280 Terminals

Terminals are push-to-seal. Singular “tang” locks terminal into housing, ensuring proper insertion. Tin-plated for added protection from corrosion. Rated up to 30A @ 12V DC.

| gauge (mm ²) | female | male |
|--------------------------|----------------|--------------|
| 22-20 (.50-.35) | 85052 | 85060 |
| 18-16 (1.0-.80) | 85050DL | 85058 |
| 14-12 (3.0-2.0) | 85048DL | 85056 |
| 10 (5.0) | 85046DL | 85054 |

⚠ WARNING: Cancer and Reproductive Harm www.P65Warnings.ca.gov.

DELPHI



Metri-Pack® Cable Seals and Plugs

Self-lubricating, silicone seals have multiple “ribs” to guard against dust, moisture, engine compartment fluids and chemicals. Cable seals are crimped to the terminal to ensure positive position of the seal in the housing cavity. The cavity plug is designed to fill and seal unused cavities.

| description | color | PN |
|-------------|----------------|--------------|
| 22-20 ga | purple | 75000 |
| 20-18 ga | green | 75002 |
| 16-14 ga | gray | 75004 |
| 12 ga | blue | 75006 |
| 20-18 ga | orange (mylar) | 75008 |
| cavity plug | green | 75042 |

⚠ WARNING: Cancer and Reproductive Harm www.P65Warnings.ca.gov.

DELPHI



Metri-Pack 7-Way Connector

They are used in low voltage, low energy applications and provide excellent resistance to temperature, chemicals, and abrasion. Use with tangless female Metri-Pack terminals, standard male Metri-Pack terminals, Cavity Seals, and Plugs. Temperature rating: -40°C to 125°C (-40°F to 257°F). Rated to 30A. RoHS.

| description | receptacle | plug | description | receptacle | plug |
|---------------|--------------|--------------|-------------|--------------|--------------|
| 7-way housing | 85031 | 85033 | 7-way TPA | 85064 | 85064 |

⚠ WARNING: Cancer and Reproductive Harm www.P65Warnings.ca.gov.

DELPHI GT 150 Wire Connectors

GT 150 Wire Connectors

Available in 2, 3, 4, 5, and 6 terminal housings. For a complete connection, a female housing, male housing, male and female terminals, cavity seals/plugs, and TPAs are required, sold separately. The GT Connection System satisfies ISO and USCAR electrical, mechanical and environmental performance criteria. Rated to 15 Amps. Operating temperature range: -40°C to 125°C (-40°F to 257°F)



Scan for pricing or go to www.delcity.net/catalogpricing

www.delcity.net
info@delcity.net



| description | receptacle | plug |
|---------------|------------|-------|
| 2-way housing | 83801 | 83806 |
| 3-way housing | 83808 | 83813 |
| 4-way housing | 83815 | 83820 |
| 5-way housing | 83822 | 83827 |
| 6-way housing | 83829 | 83833 |

| description | receptacle | plug |
|----------------|------------|-------|
| 8-way housing | 83830 | 83834 |
| 10-way housing | 83831 | 83835 |
| 12-way housing | 83836 | 83837 |
| 14-way housing | 83839 | 83840 |
| 16-way housing | 83841 | 83842 |

WARNING: Cancer and Reproductive Harm www.P65Warnings.ca.gov.



GT 150 J1939 CAN-Bus Terminating Resistor

Designed for use with CAN bus systems, to help meet the increased loads on electrical architecture systems in commercial vehicles, including off-highway agricultural and construction equipment. Used with gold-plated female terminals (83844 & 83845). Meets SAE J1939, ISO, and CAN requirements. 121 ohm resistor included. Rated to 15 Amps. RoHS compliant. Operating temperature range: -40°C to 125°C (-40°F to 257°F).

| description | receptacle/plug |
|----------------|-----------------|
| 2-way resistor | 83843* |

*use with 83844 or 83845

WARNING: Cancer and Reproductive Harm www.P65Warnings.ca.gov.



GT 150 Terminal & Connector Position Assurance (TPA-CPA)

Firmly hold terminals in connector housings and help reduce tension between terminal and wire connection. Available in 2, 3, 4, 5, and 6-way. Rated to 15 Amps. Operating temperature range: -40°C to 125°C (-40°F to 257°F)

| description | receptacle/plug |
|-------------|-----------------|
| 2-way TPA | 83128 |
| 3-way TPA | 83545 |
| 4-way TPA | 83546 |
| 5-way TPA | 83547 |
| 6-way TPA | 83363 |

| description | receptacle/plug |
|-------------|-----------------|
| 8-way TPA | 83548 |
| 10-way TPA | 83549 |
| 14-way TPA | 83550 |
| 16-way TPA | 83551 |
| CPA | 83832 |

WARNING: Cancer and Reproductive Harm www.P65Warnings.ca.gov.



GT 150 Terminals

Terminal to terminal mating force is lowest in its class, and female terminals feature tangleless design. Rated to 15 Amps. Available in male and female in both 22-20 gauge and 18-16 gauge. Operating temperature range: -40°C to 125°C (-40°F to 257°F)

| description | gauge | female | male |
|-------------|-------|--------|-------|
| tin-plated | 22-20 | 83818 | 83268 |
| tin-plated | 18-16 | 83819 | 83269 |

| description | gauge | female | male |
|-------------|-------|--------|------|
| gold-plated | 20 | 83844 | — |
| gold-plated | 18 | 83845 | — |

WARNING: Cancer and Reproductive Harm www.P65Warnings.ca.gov.



GT 150 Cable Seals and Plugs

Guard against dust, moisture, engine compartment fluids, and chemicals. Available in both 22-20 gauge and 18-16 gauge. Rated to 15 Amps. Operating temperature range: -40°C to 125°C (-40°F to 257°F)

| description | color | PN |
|-------------|-------|-------|
| 22-20 ga | white | 83021 |
| 18-16 ga | blue | 83060 |

| description | color | PN |
|-------------|-------|-------|
| cavity plug | green | 83171 |

WARNING: Cancer and Reproductive Harm www.P65Warnings.ca.gov.

GT 280 Series Connectors

Available in 2, 3, 4, 5, 6, 8, 10, 12, 14, and 16-way configurations. The GT 280 Connection System satisfies ISO, USCAR and SAE J2030 electrical, mechanical and environmental performance criteria. For a complete connection, a female housing, male housing, male and female terminals, cable seals, cavity plugs, and TPAs are required, sold separately. Rated to 25 Amps. RoHS compliant. Operating temperature range: -40°C to 125°C (-40°F to 257°F).



| description | receptacle | plug |
|---------------|------------|-------|
| 2-way housing | 83846 | 83847 |
| 3-way housing | 83849 | 83850 |
| 4-way housing | 83851 | 83852 |
| 5-way housing | 83853 | 83854 |
| 6-way housing | 83855 | 83856 |

| description | receptacle | plug |
|----------------|------------|-------|
| 8-way housing | 83857 | 83858 |
| 10-way housing | 83859 | 83860 |
| 12-way housing | 83862 | 83863 |
| 14-way housing | 83864 | 83865 |
| 16-way housing | 83866 | 83867 |

WARNING: Cancer and Reproductive Harm www.P65Warnings.ca.gov.



GT 280 Terminal & Connector Position Assurance (TPA)

Firmly secures terminals in the connector housings and helps reduce tension between the terminal and wire connection. Available in 2, 4, and 5 way. Satisfies ISO, USCAR and SAE J2030 requirements. Rated to 25 Amps. RoHS compliant. Operating temperature range: -40°C to 125°C (-40°F to 257°F).

| description | receptacle/plug |
|-------------|-----------------|
| 2-way TPA | 83881 |
| 4-way TPA | 83882 |

| description | receptacle/plug |
|-------------|-----------------|
| 5-way TPA | 83883 |
| CPA | 83832 |

WARNING: Cancer and Reproductive Harm www.P65Warnings.ca.gov.



GT 280 Terminals

Terminal to terminal mating force is lowest in its class, and the female terminals feature a tangless design. Available in tin-plated and beryllium copper for added protection against corrosion. Rated to 25 Amps. RoHS compliant. Operating temperature range: -40°C to 125°C (-40°F to 257°F).

| description | gauge | female | male |
|-------------|-------|--------|-------|
| tin-plated | 22-20 | 83874 | 83878 |
| tin-plated | 18-16 | 83875 | 83879 |
| tin-plated | 16-12 | 83876 | 83880 |

| description | gauge | female | male |
|------------------|-------|--------|------|
| beryllium copper | 12 | 83877 | — |

WARNING: Cancer and Reproductive Harm www.P65Warnings.ca.gov.



GT 280 Cable Seals and Plugs

Silicone seals and plugs guard against dust and moisture. Cable seals are crimped to the secondary terminal station to assure positive positioning of the seal in the housing cavity. The cavity plug is designed to fill and seal unused cavities. Rated to 25 Amps. RoHS compliant. Operating temperature range: -40°C to 125°C (-40°F to 257°F).

| description | color | PN |
|-------------|--------|-------|
| 22-20 ga | orange | 83868 |
| 18-16 ga | yellow | 83869 |
| 14-12 ga | tan | 83870 |

| description | color | PN |
|-------------|--------|-------|
| 10 ga | purple | 83871 |
| cavity plug | white | 83873 |

WARNING: Cancer and Reproductive Harm www.P65Warnings.ca.gov.



GT Series Removal Tool

Screwdriver-like tool that slides into the housing, over the terminal to collapse locking tab for easy removal. Use with GT Series Housings and Terminals.

| PN | OEM # |
|-------|----------|
| 83900 | 15315247 |

WARNING: Cancer and Reproductive Harm www.P65Warnings.ca.gov.



Scan for pricing or go to www.delcity.net/catalogpricing

1.800.654.4757
f:1.800.431.1293



Scan for pricing or go to www.delcity.net/catalogpricing

www.delcity.net
info@delcity.net



GT 150/280 Mixed Series Connectors

Feature a combination of different cavities for GT 150 and 280 series terminals. The GT 280 Series terminal cavities are located at the outer four cavities. Meets ISO, USCAR and SAE J2030 requirements. For a complete connection, a female housing, male housing, male and female terminals, cable seals, cavity plugs, and TPAs are required, sold separately. Rated to 15/25 Amps (150/280). RoHS compliant. Operating temperature range: -40°C to 125°C (-40°F to 257°F).

| description | receptacle | plug | description | receptacle | plug |
|----------------|------------|-------|----------------|------------|-------|
| 14-way housing | 83884 | 83885 | 16-way housing | 83886 | 83887 |

WARNING: Cancer and Reproductive Harm www.P65Warnings.ca.gov.



GT 150/280 Mixed Terminals

Terminal to terminal mating force is lowest in its class, and the female terminals feature a tangless design. Available in tin-plated, gold-plated and beryllium copper for added protection against corrosion. Rated to 15/25 Amps (150/280). RoHS compliant. Operating temperature range: -40°C to 125°C (-40°F to 257°F).

GT 150 Terminals

| description | gauge | female | male |
|-------------|-------|--------|-------|
| tin-plated | 22-20 | 83818 | 83268 |
| tin-plated | 18-16 | 83819 | 83269 |
| gold-plated | 20 ga | 83844 | — |
| gold-plated | 18 ga | 83845 | — |

WARNING: Cancer and Reproductive Harm www.P65Warnings.ca.gov.

GT 280 Terminals

| description | gauge | female | male |
|------------------|-------|--------|-------|
| tin-plated | 22-20 | 83874 | 83878 |
| tin-plated | 18-16 | 83875 | 83879 |
| tin-plated | 16-12 | 83876 | 83880 |
| beryllium copper | 12 | 83877 | — |



GT 150/280 Mixed Cable Seals and Plugs

Silicone seals and plugs guard against dust and moisture. Cable seals are crimped to the secondary terminal station to assure positive positioning of the seal in the housing cavity. The cavity plug is designed to fill and seal unused cavities. Rated to 15/25 Amps (150/280). RoHS compliant. Operating temperature range: -40°C to 125°C (-40°F to 257°F).

GT 150 Cable Seals and Plugs

| description | color | PN |
|-------------|-------|-------|
| 22-20 ga | white | 83021 |
| 18-16 ga | blue | 83060 |
| cavity plug | green | 83171 |

WARNING: Cancer and Reproductive Harm www.P65Warnings.ca.gov.

GT 280 Cable Seals and Plugs

| description | color | PN |
|-------------|--------|-------|
| 22-20 ga | orange | 83868 |
| 18-16 ga | yellow | 83869 |
| 14-12 ga | tan | 83870 |
| 10 ga | purple | 83871 |
| cavity plug | white | 83873 |



GT 150/280 Connector Position Assurance (CPA)

Firmly secures the connector housings to preventing accidental disconnection. Satisfies ISO, USCAR and SAE J2030 requirements. Rated to 25 Amps. RoHS compliant. Operating temperature range: -40°C to 125°C (-40°F to 257°F).

| description | receptacle/plug |
|-------------|-----------------|
| CPA | 83832 |

WARNING: Cancer and Reproductive Harm www.P65Warnings.ca.gov.



GT Series Removal Tool

Screwdriver-like tool that slides into the housing, over the terminal to collapse locking tab for easy removal. Use with GT Series Housings and Terminals.

| PN | OEM # |
|-------|----------|
| 83900 | 15315247 |

WARNING: Cancer and Reproductive Harm www.P65Warnings.ca.gov.



Delphi Ducon Terminals

Tin-plated for protection from corrosion. Rated for 55 Amps. RoHS compliant. Temperature Rating: -40°C to 135°C (-40°F to 275°F). Use with Mini Fuse & JCase Fuse Holder 73841.

| gauge (mm2) | male | gauge (mm2) | male |
|-----------------|-------|-----------------|-------|
| 16-14 (1.5-2.5) | 75001 | 12-10 (4.0-6.0) | 75003 |

WARNING: Cancer and Reproductive Harm www.P65Warnings.ca.gov.



Delphi Ducon Cavity Seals



Self-lubricating silicone seals guard against dust, moisture, engine compartment fluids, and chemicals.

| description | color | PN | description | color | PN |
|-------------|-------|-------|-------------|-------|-------|
| 16-14 ga | brown | 75005 | 12-10 ga | gray | 75007 |

WARNING: Cancer and Reproductive Harm www.P65Warnings.ca.gov.

Packard Type 56 Series Connectors

Standard OEM connectors on American cars from the 50's, 60's, 70's and early 80's. Available in 1-2-3 or 4 contact housings and the housings have a locking tab for both male and female terminals respectively. Positive contact is made when the bodies are joined and they lock together but can be easily disconnected. Terminals should be attached to wire before insertion into body and can be removed from bodies by using a flat tip to trip the locking tang. Rated up to 15 amps.



Scan for pricing or go to www.delcity.net/catalogpricing

Housings

| description | male | female |
|-------------|---------------|---------------|
| 1 contact | 945285 | 972535 |
| 2 contact | 937825 | 937815 |

| description | male | female |
|-------------|---------------|---------------|
| 3 contact | 946785 | 943785 |
| 4 contact | 970495 | 970485 |

Terminals

Crimp with tool 990170.

| material | gauge | female | male |
|----------|-------|---------------|---------------|
| brass | 20-18 | 925725 | 929895 |
| brass | 16-14 | 925735 | 929875 |

1.800.654.4757
f:1.800.431.1293

⚠ WARNING: Cancer and Reproductive Harm www.P65Warnings.ca.gov.

Heyco® Solar Clips & Fasteners



Scan for pricing or go to www.delcity.net/catalogpricing

www.delcity.net
info@delcity.net



96445



96446

HEYClip™ SunRunner® Cable Clips

Heyco® Sunrunner® Cable Clips provide an ideal method for PV module wire management. Constructed from .025" thick corrosion resistant 304 stainless steel, they feature smooth edges to prevent damage to cable insulation. These clips accommodate cables between 0.20" and 0.33" in diameter. Available in standard and 90° options. Part number 96445 can hold one 12 ga USE-2 to two 10 gauge PV-1000V solar wires. The standard cable clip also provides a screwdriver slot for easy removal and locking tabs to securely fasten clips to module extrusions or other panels. Part number 96446 is designed for use with PV modules mounted in the "landscape" mode. Certified by UL for Compliance with both Canadian and US Requirements. Operating temperature: -40°F to 572°F (-40°C to 300°C).


| PN | description | panel size | no. of wires | Heyco PN |
|-------|-------------|----------------|--------------|----------|
| 96445 | straight | 0.090" (2.3mm) | 1-2 | S6445 |
| 96446 | 90° | 0.125" (3.2mm) | 1 | S6446 |



SunScreener® Wire Mesh Clip

Heyco® SunScreener® Wire Mesh Clips are designed for use with wire mesh screening (not included), commonly used to protect solar panels from rodents and nesting birds. The 303 stainless steel J-hook easily attaches to the solar panel frames and can be easily bent or trimmed after assembly, while the 304 stainless steel washers firmly hold wire mesh screen to the module assembly. Installs quickly and easily with standard linesman pliers and does not violate panel integrity. DFARS Compliant.

| PN | color | Heyco PN |
|-------|------------|----------|
| 96437 | steel gray | S6437 |



96408

SunBundler® Crimp Lock Cable Ties

Heyco® SunBundler® Crimp Lock PVC Coated Stainless Steel Wire Cable Ties are constructed from Commercial Aircraft Grade 302/304 stainless steel wire, with a UV protected vinyl jacket, making them ideal for use in solar installations. The stainless steel crimp sleeve can be crimped with electrician linesman pliers or wire cutters, making field installation simple. Certified by UL for Compliance with both Canadian and US Requirements for indoor and outdoor usage. Operating temperature: -40°F to 221°F (-40°C to 105°C).

| PN | length | loop tensile strength | Heyco PN |
|-------|--------|-----------------------|----------|
| 96408 | 8" | 100 lbs | S6408 |
| 96412 | 12" | | S6412 |
| 96414 | 14" | | S6414 |

min. 10 pcs.



Nylon 12 Solar Cable Ties

Nylon 12 Solar cable ties are designed for solar and extreme environmental applications to withstand corrosive elements and harsh sun rays. Manufactured with Nylon 12 material, to ensure stability, low water absorption and chemical resistance. Their smooth edges eliminate abrasion damage and are ideal for galvanized steel surfaces. RoHS and REACH compliant. Operating Temperature: 0°C to 85°C (32°F to 185°F)

UV-resistant Black Nylon

| PN | length | approx. width | loop tensile strength | max. dia. | pkg. qty. |
|------|--------|---------------|-----------------------|-----------|-----------|
| 9502 | 5" | .140" | 40 lbs | 13/8" | 100 |
| 9504 | 7" | .180" | 50 lbs | 17/8" | 100 |
| 9506 | 11" | .180" | 50 lbs | 3" | 100 |
| 9508 | 14" | .180" | 50 lbs | 4" | 100 |

Solar Photovoltaic Connectors are used in the solar energy industry to connect PV panels in multi-panel configurations. They are a single-pole connector system consisting of a male cable coupler (housing), female cable coupler (housing), socket contact, and pin contact. The contacts are crimped onto the solar cable, then assembled with the cable coupler housings before being mated together.



Scan for pricing or go to www.delcity.net/catalogpricing

1.800.654.4757
f:1.800.431.1293



TE Connectivity Solarlok PV4-S Cable Couplers

Provide reliable and safe connections of solar arrays. Use industry standard crimp tooling. Rated to 1500V. IP68, UL, TUV, RoHS, UL94-V0 Flammability Rating. Operating temperature -40°C to 85°C (-40°F to 185°F).

| type | gauge | TE PN | PN | pack qty |
|-------------------|-------|-----------|-------|----------|
| female w/ contact | 12-10 | 2270025-1 | 91025 | 1000 |
| male w/contact | 12-10 | 2270024-1 | 91024 | 1000 |

WARNING: Cancer and Reproductive Harm - www.P65Warnings.ca.gov.



Stäubli MC4 Cable Couplers

Often viewed as the standard connector in the solar energy industry, more than 50% of the world's PV power is installed using MC4 connectors (over 1 billion in total). Rated to 1500V. IP68, UL, CSA, TUV, RoHS, UL94-V0 Flammability Rating. Operating temperature -40°C to 85°C (-40°F to 185°F).

| type | gauge | Stäubli PN | PN | pack qty |
|-------------------|-------|-----------------|-------|----------|
| female w/ contact | 12-10 | 32.0016P0001-UR | 92016 | 5 |
| | | | 93016 | 20 |
| | | | 94016 | 100 |
| male w/contact | 12-10 | 32.0017P0001-UR | 92017 | 5 |
| | | | 93017 | 20 |
| | | | 94017 | 100 |

WARNING: Cancer and Reproductive Harm - www.P65Warnings.ca.gov.



93218

Stäubli MC4 Branch Connectors

2 to 1 connectors allow a safe and simple parallel or serial-parallel connection of PV modules. Pluggable with single-pole MC4 connectors. Rated to 1500V. IP67, UL, RoHS, UL94-V0 Flammability Rating. Operating temperature -40°C to 85°C (-40°F to 185°F).

| type | gauge | Stäubli PN | PN | pack qty |
|--------------------|-------|------------|-------|----------|
| 2 female to 1 male | 12-10 | 32.0018.P1 | 93218 | 1 |
| 2 male to 1 female | 12-10 | 32.0019.P1 | 93219 | 1 |

WARNING: Cancer and Reproductive Harm - www.P65Warnings.ca.gov.



Stäubli MC4 Assembled Cable

Black FLEX-SOL-EVO-DX cable. MC4 Connectors installed on each end (one male, one female). Rated to 1500V. IP67, UL, RoHS, UL94-V0 Flammability Rating. Operating temperature -40°C to 85°C (-40°F to 185°F).

| PN | gauge | length | Amp rating |
|-------|-------|---------|------------|
| 93218 | 10 | 15 feet | 30 Amp |

WARNING: Cancer and Reproductive Harm - www.P65Warnings.ca.gov.



TE Connectivity PV Crimp Tool

Crimps all industry standard 12-10 gauge PV contacts. Includes crimp head and locator. Ratcheting action.

| PN | crimps gauges | TE PN |
|--------|---------------|-------------|
| 990042 | 12-10 | 1-1579004-2 |

WARNING: Cancer and Reproductive Harm - www.P65Warnings.ca.gov.



TE Solarlok 2.0 Connectors

Provide IPx8 water ingress protection and tool-less installation. Rated to 1500V. IPx8, UL, TUV, CE, RoHS. Operating temperature -40°C to 85°C (-40°F to 185°F).


| type | gauge | TE PN | PN | pack qty |
|-------------------|-------|-----------|-------|----------|
| female w/ contact | 14-10 | 2308033-1 | 99025 | 1 |
| male w/contact | 14-10 | 2315176-1 | 99024 | 1 |

WARNING: Cancer and Reproductive Harm - www.P65Warnings.ca.gov.



Scan for pricing or go to www.delcity.net/catalogpricing

www.delcity.net
info@delcity.net



90004



91006

ILSCO Aluminum Mechanical Lugs

ILSCO Aluminum Mechanical Lugs are manufactured from high strength 6061-T6 aluminum alloy and Electro-Tin plated. These solderless connectors are suitable for circuits rated at 35 KV or less and can be used with either copper or aluminum conductors.

Aluminum, One Conductor

| part no. | bolt size | wire range |
|----------|-----------|--------------------|
| 90000 | 1/4" | 14-4 Ga |
| 90001 | 1/4" | 14-2 Ga |
| 90002 | 1/4" | 14-1/0 Ga |
| 90003 | 1/4" | 14-2/0 Ga |
| 90004 | 5/16" | 6 Ga-250kcmil |
| 90005 | 1/4" | 6 Ga-300kcmil |
| 90006 | 3/8" | 6 Ga-350kcmil |
| 90010 | 3/8" | 4 Ga-500kcmil |
| 90012 | 3/8" | 4 Ga-600kcmil |
| 90013 | 3/8" | 2 Ga-600kcmil |
| 90015 | 5/8" | 300kcmil-800kcmil |
| 90018 | 5/8" | 3/0 Ga-800kcmil |
| 90020 | 5/8" | 350kcmil-1000kcmil |

Aluminum, Two Conductor

| part no. | bolt size | wire range |
|----------|-----------|---------------|
| 91004 | 1/4" | 14-1/0 Ga |
| 91005 | 1/4" | 14-2/0 Ga |
| 91006 | 3/8" | 6 Ga-250kcmil |
| 91007 | 1/2" | 6 Ga-350kcmil |
| 91008 | 1/2" | 2 Ga-600kcmil |

WARNING: Cancer and Reproductive Harm
www.P65Warnings.ca.gov.



92001

ILSCO Copper Mechanical Lugs

ILSCO Copper Mechanical Lugs are manufactured from electrolytic copper tubing and strip stock. These solderless connectors are suitable for circuits rated at 35 KV or less and are used with copper conductors only.

| part no. | bolt size | wire range |
|----------|-----------|------------|
| 92000 | #6 | 14-10 Ga |
| 92001 | #10 | 14-6 Ga |
| 92002 | 1/4" | 14-4 Ga |
| 92003 | 1/4" | 8-2 Ga |
| 92004 | 1/4" | 6-1/0 Ga |

| part no. | bolt size | wire range |
|----------|-----------|--------------------|
| 92005 | 5/16" | 2-4/0 Ga |
| 92006 | 3/8" | 1/0 Ga-350kcmil |
| 92007 | 3/8" | 1/0 Ga-500kcmil |
| 92008 | 1/2" | 600kcmil-1000kcmil |

WARNING: Cancer and Reproductive Harm
www.P65Warnings.ca.gov.



93001

ILSCO Copper Split Bolt Connectors


ILSCO Copper Split Bolt Connectors are manufactured from high strength copper alloy to provide maximum conductivity and high breakage resistance. These connectors are suitable for circuits rated at 35 KV or less and are used with copper conductors only.

| part no. | bolt size | wire range |
|----------|-------------|---------------|
| 93000 | .057 - .125 | 10 STR-16 STR |
| 93001 | .057 - .145 | 8 STR-16 STR |
| 93002 | .102 - .162 | 6 SOL-10 SOL |
| 93003 | .128 - .204 | 4 SOL-8 SOL |
| 93004 | .162 - .258 | 2 SOL-6 SOL |

| part no. | bolt size | wire range |
|----------|-------------|--------------------|
| 93005 | .162 - .292 | 2 STR-6 SOL |
| 93006 | .204 - .375 | 1/0 STR-4 SOL |
| 93007 | .258 - .418 | 2/0 STR-2 SOL |
| 92008 | 1/2" | 600kcmil-1000kcmil |

WARNING: Cancer and Reproductive Harm
www.P65Warnings.ca.gov.

CIRCUIT PROTECTION



AGC®, MDL® Fuses & Accessories



Scan for pricing or go to www.delcity.net/catalogpricing

www.delcity.net
info@delcity.net



AGC® Fuses

These fast-acting all glass fuses solve a broad range of application requirements while offering reliable performance and cost-effective circuit protection. Dimensions: ¼" x 1¼". Temperature rating: -55°C to 125°C. (-67°F to 257°F). Rated to 32V. UL, CSA and RoHS rated.

| PN | amp | PN | amp | PN | amp |
|-------|-----|-------|-----|-------|-----|
| 79815 | 3 | 79875 | 7.5 | 79825 | 20 |
| 79814 | 4 | 79885 | 8 | 79808 | 25 |
| 79807 | 5 | 79805 | 10 | 79835 | 30 |
| 79865 | 6 | 79855 | 15 | 79809 | 35 |

bulk – min. 100 pcs.

⚠ WARNING: Cancer and Reproductive Harm www.P65Warnings.ca.gov.



MDL® Slow Blow Glass Fuses

Slow blow, time delay glass fuses constructed of glass tubes and nickel-plated brass endcaps. Typically used in DC systems up to 32V DC. Dimensions: ¼" x 1¼". MDL® fuses 3 to 7.5A are rated for use in AC at 125V AC and to a maximum 250V AC. Maximum Voltage: 250V AC; 32V DC. Visible indication of a blown condition. UL, CSA, CE and RoHS rated.

| PN | amp | PN | amp | PN | amp |
|-------|------|-------|-----|-------|-----|
| 79901 | 3 | 79904 | 7.5 | 79907 | 20 |
| 79902 | 5 | 79905 | 10 | 79908 | 25 |
| 79903 | 6.25 | 79906 | 15 | 79909 | 30 |

bulk – min. 10 pcs.

⚠ WARNING: Cancer and Reproductive Harm www.P65Warnings.ca.gov.



AGC® Tap-in

| PN | description |
|-------|------------------------|
| 79785 | AGC® fuse, .250 tap-in |

⚠ WARNING: Cancer and Reproductive Harm www.P65Warnings.ca.gov.

bulk – min. 100 pcs.



Blue Sea Systems ST Glass Fuse Blocks for AGC®/MDL® Fuses

Accepts AGC® and MDL® fuses. Clear insulating cover satisfies ABYC/USCG insulation requirements. Tin-plated phosphor bronze fuse clips are encapsulated and cannot be sprung. Maximum Amperage: 100A per Block; 30A per Circuit. maximum Voltage: 32VDC. Mounting: #8 Screw (M4). Negative Bus: 79910 Only. Base Material: Reinforced Polycarbonate. Cover Material: Polycarbonate. Screw Terminal Type: #8-32 with Captive Star Lockwasher. Fuses sold separately.

| PN | description | amp |
|-------|---|-----|
| 79910 | glass fuse block, 6 circuit with ground | 100 |
| 79911 | glass fuse block, 6 circuit | 100 |

⚠ WARNING: Cancer and Reproductive Harm www.P65Warnings.ca.gov.



70011

Break Away Fuse Panels

Accept ¼" x 1¼" AGC® fuses. Rated to 300V DC. Patented design does not rely on the fuse for solid, no-wobble mount. Enables sub-dividing with simple finger pressure. Choose screw or .250" quick-connect tin-plated terminals. UL listed to IZLT2. 30 amps maximum per branch. CSA rated.

| PN | description | max amps per circuit |
|-------|----------------------|----------------------|
| 70011 | screws – 12 poles | 30 |
| 70012 | male tabs – 12 poles | 30 |

⚠ WARNING: Cancer and Reproductive Harm www.P65Warnings.ca.gov.

AGC® Fuse Retainer Panel Mount

These AGC® fuse holders are specifically designed for installing circuit protection in car dashes, marine dashes, or other electrical panels. Rated 250V AC-CSA. Fuse not included. CSA and UL component rated.

| PN | amp | tabs |
|-------|-----|--------|
| 79075 | 10 | 0.187" |
| 79076 | 20 | 0.25" |

⚠ WARNING: Cancer and Reproductive Harm www.P65Warnings.ca.gov.





AGC® Adjustable Fuse Holder

Two-piece molded fuse holder accepts 18–12 gauge wire. Snap locks together for AGC® fuse size ¼" diameter x 1¼". Made of nylon and bright yellow in color. Pull force: 5 lbs min. to separate fuse holder housing with fuse installed. Crimp to hold wire in place. UL flammability rating 94V-2. Holder rated 32V DC.

| PN | amp | gauge |
|-------|-----|-------|
| 79055 | 30 | 18–12 |

WARNING: Cancer and Reproductive Harm
www.P65Warnings.ca.gov.



AGC® Weather Resistant Fuse Holder

One piece molded thermoplastic fuse holder accepts wire sizes 18–12 gauge and is not weather resistant if used with other wire sizes. -40°C to 150°C (-40°F to 302°F) temperature range applies to the fuse holder only. Fuse holder can be written on to indicate circuit. The bright yellow color makes the fuse holder easy to locate. For ¼" x 1¼" AGC® fuses. Fuse not included. Crimp to hold wire in place. Holder rated 32V DC.

| PN | amp | gauge |
|-------|-----|-------|
| 79005 | 30 | 18–12 |

WARNING: Cancer and Reproductive Harm
www.P65Warnings.ca.gov.



AGC® Nylon In-line Fuse Holders

Fuse holders with molded nylon bodies are furnished with one fuse (fuse not assembled inside). Made with standard 8" GPT wire. 6–10 amp = 14 gauge wire leads, 15–30 amps = 12 gauge wire leads. Wire color is red. Holder rated to 32V DC.

| PN | amp | gauge |
|-------|---------|-------|
| 79115 | no fuse | 14 |
| 79165 | 6 | 14 |
| 79185 | 8 | 14 |
| 79105 | 10 | 14 |
| 79145 | no fuse | 12 |
| 79155 | 15 | 12 |
| 79125 | 20 | 12 |
| 79135 | 30 | 12 |

WARNING: Cancer and Reproductive Harm
www.P65Warnings.ca.gov.



Scan for pricing or go to
www.delcity.net/
catalogpricing

1.800.654.4757
f:1.800.431.1293



AGC®/MDL® Waterproof In-Line Fuse Holder

Accepts AGC® and MDL® fuses. 20A Max. fuse amperage. Fuses sold separately.

| PN | amp | gauge |
|-------|-----|-------|
| 79031 | 20 | 12-16 |

WARNING: Cancer and Reproductive Harm
www.P65Warnings.ca.gov.



Blue Sea Systems AGC®/MDL® Heavy-Duty In-Line Fuse Holder

Accepts AGC® and MDL® fuses up to 30A. Supplied with tinned copper 12 AWG pigtails. Fuses sold separately.

| PN | amp | gauge |
|-------|-----|-------|
| 79032 | 30 | 12 |

WARNING: Cancer and Reproductive Harm
www.P65Warnings.ca.gov.



AGC® In-line Fuse Holders

Heavy-duty bakelite in-line fuse retainer. Made with standard 6" GPT wire. Fuse included. Wire color is red. Holder rated to 250V AC.

| PN | amp | gauge |
|-------|-----|-------|
| 79010 | 5 | 18 |
| 79020 | 20 | 14 |
| 79030 | 35 | 10 |

WARNING: Cancer and Reproductive Harm
www.P65Warnings.ca.gov.

ATO[®], ATC[®] Fuses & Accessories

Used in most domestic and imported cars. Meets or exceeds OEM and SAE standards. Specialty Automotive type fuses with an innovative indicator light that glows when the fuse is blown. Designed to be drop-in replacements for existing automotive applications. Helps with hard-to-find blown fuses, in dimly-lit dashboards or under the hood of automobiles.



Scan for pricing or go to www.delcity.net/catalogpricing

www.delcity.net
info@delcity.net

INFORMATION

| Amp rating | Color | Amp Rating | Color |
|------------|--------|------------|----------|
| 2 | gray | 10 | red |
| 3 | violet | 15 | lt. blue |
| 4 | pink | 20 | yellow |
| 5 | tan | 25 | natural |
| 7.5 | brown | 30 | green |

IMPORTANT:

Voltage must match or exceed the fuse being replaced (125V for household current; 12V for auto; 24V for heavy-duty). Must match amperage of the old fuse.



78035



88810DL

ATO[®] Fuse Without Indicator Light

CSA and UL component rated

| PN | amp | PN | amp | PN | amp |
|-------|-----|-------|-----|-------------------|-----|
| 78005 | 1 | 78075 | 7.5 | 78305 | 30 |
| 78015 | 2 | 78105 | 10 | 78406 | 40 |
| 78035 | 3 | 78155 | 15 | rated to 32 volts | |
| 78045 | 4 | 78205 | 20 | | |
| 78055 | 5 | 78255 | 25 | | |

WARNING: Cancer and Reproductive Harm
www.P65Warnings.ca.gov

ATO[®] Fuse With Indicator Light

| PN | amp | PN | amp | PN | amp |
|---------|-----|---------|-----|--|-----|
| 88833 | 3 | 88810DL | 10 | 88825DL | 25 |
| 88805DL | 5 | 88815 | 15 | 88830 | 30 |
| 88875 | 7.5 | 88820 | 20 | rated to 32 volts bulk - min. 5 pcs | |

WARNING: Cancer and Reproductive Harm
www.P65Warnings.ca.gov



ATC[®] / ATO[®] Tap-In

| PN | description |
|-------|---|
| 78025 | ATC [®] /ATO [®] fuse, .250" tap-in |

WARNING: Cancer and Reproductive Harm www.P65Warnings.ca.gov bulk - min. 100 pcs.



ATC[®]/ATO[®] Fuse Holder

A premium-quality, insulated and weatherproof ATC[®] fuse retainer. Manufactured with 8.75", 12 gauge GPT wire. Fuse not included; wire color is orange. Holder rated to 32V DC.

| PN | amp | gauge |
|-------|-----|-------|
| 79001 | 30 | 12 |

WARNING: Cancer and Reproductive Harm www.P65Warnings.ca.gov bulk - min. 10 pcs.



78365

ATC[®]/ATO[®] Fuse Holder

"Write-in" space available to easily identify circuits. Manufactured with standard 3.5" GPT wire. Fuses not included. Holder rated to 32V DC.

| PN | amp | gauge | wire color | PN | amp | gauge | wire color |
|-------|-----|-------|------------|-------|-----|-------|------------|
| 78365 | 20 | 16 | black | 78375 | 30 | 12 | yellow |

WARNING: Cancer and Reproductive Harm www.P65Warnings.ca.gov.



Self-tapping ATC[®]/ATO[®] Fuse Holder

Self-tapping design requires no wire stripping. No special tool is necessary; installs with common pliers. For use with 18-14 gauge wire, 20 amp maximum. Fuse not included. Holder rated to 32V DC.

| PN | amp | gauge |
|-------|-----|-------|
| 78355 | 20 | 18-14 |

WARNING: Cancer and Reproductive Harm www.P65Warnings.ca.gov.



Stackable Panel Mount ATC[®]/ATO[®] Fuse Holder

Stackable panel mount fuse holders include wire leads. Intended for use with 32V ATO[®] fuses rated up to 20A (78376) or 30A (78366). Holders slide together, allowing for the connection of multiple fuse holders.

| PN | amp | gauge | wire color | PN | amp | gauge | wire color |
|-------|-----|-------|------------|-------|-----|-------|------------|
| 78376 | 20 | 14 | black | 78366 | 30 | 10 | orange |

WARNING: Cancer and Reproductive Harm www.P65Warnings.ca.gov bulk - min. 2 pcs.

NEW



ATC®/ATO® Fuse Holder with LED Light

ATC®/ATO® fuse holders are available with or without a LED light. The ATC®/ATO® fuse holder with the LED warning light is used to indicate a blown fuse. The black fuse body is PVC and rated to -20°C to 85°C (-4°F - 185°F). Contacts are Brass Tin Plated. Rated to 32V DC. RoHS Compliant. Product is not UL listed. Wire is UL1015. IP54 Rated. Fuses not included.

| PN | amp | gauge | wire lead | wire color |
|-------|-----|-------|-----------|------------|
| 78329 | 35 | 10 | 6" | red |
| 78331 | 30 | 12 | | |
| 78332 | 20 | 14 | | |
| 78333 | 15 | 16 | | |
| 78334 | 10 | 18 | | |

| PN | amp | gauge | wire lead | wire color |
|-------|-----|-------|-----------|------------|
| 78328 | 30 | 12 | 4" | red |
| 78327 | 25 | 14 | | |
| 78326 | 20 | 16 | | |
| 78325 | 10 | 18 | | |
| 78324 | 5 | 20 | | |

WARNING: Cancer and Reproductive Harm www.P65Warnings.ca.gov



Scan for pricing or go to www.delcity.net/catalogpricing

1.800.654.4757
f:1.800.431.1293

Littelfuse



ATC®/ATO® Indicator Fuse Holder

For use with indicator fuses. Clear cover allows visibility of blown fuse. Manufactured with 4", 12 gauge 600V tinned wire. 20 amp maximum. Fuse not included; wire color may vary. Holder rated to 32V DC.

| PN | amp | gauge |
|-------|-----|-------|
| 79003 | 20 | 12 |

WARNING: Cancer and Reproductive Harm www.P65Warnings.ca.gov



ATC®/ATO® Water Tight Fuse Holders

Deluxe water tight body with a water resistant cap. Manufactured with standard 6" GPT wire. Fuse not included; wire color is red. Holder rated to 32V DC.

| PN | amp | gauge | color |
|-------|-----|-------|--------------------|
| 78335 | 40 | 10 | red w/ red leads |
| 78330 | 30 | 12 | |
| 78336 | 10 | 16 | |
| 78308 | 40 | 10 | black w/ red leads |
| 78309 | 30 | 12 | |
| 78310 | 10 | 16 | |

| PN | amp | gauge | color |
|-------|-----|-------|----------------------|
| 78337 | 40 | 10 | black w/ black leads |
| 78338 | 30 | 12 | |
| 78339 | 10 | 16 | |

WARNING: Cancer and Reproductive Harm www.P65Warnings.ca.gov



ATC®/ATO® Converter

Converts one ATC®/ATO® fuse circuit into two fusible circuits. Simply plug into existing panel space and the two open spots on the converter allows for two new fuses to be separately protected up to 10 amps. Fuses not included. Holder rated to 32V DC.

| PN | amp | gauge |
|-------|-----|-------|
| 79040 | 20 | 16 |
| 79052 | 25 | 14 |

WARNING: Cancer and Reproductive Harm www.P65Warnings.ca.gov bulk - min. 1 pcs.

BLUE SEA SYSTEMS



79920

ATC®/ATO® Battery Terminal Mount Fuse Block

Add up to 4 fused circuits to the terminal or a battery. Includes 1 fuse and 4 nylon insulated ring terminals. Voltage Max: 32V DC. Amperage Max. per circuit: 30A. Amperage Max. per block: 100A. Accepts ATO® or ATC® fuses. Screw Terminal: #8-32 screws with captive star lock washer. Mounting Thru-hole: Clearance for 3/8" (M10) stud.

| PN | description | amp |
|-------|------------------------------------|-----|
| 79920 | fuse block | 100 |
| 79921 | fuse block, negative bus and cover | 100 |

WARNING: Cancer and Reproductive Harm www.P65Warnings.ca.gov



79110

ATC®/ATO® Waterproof Circuit Breaker & Fuse Holders

ATC®/ATO® Waterproof Circuit Breaker & Fuse Holders are designed to house ATC®/ATO® circuit breakers (blade-style & low profile only) and fuses to provide circuit protection. Dielectric strength for 60 seconds: AC 1500 V min. Temperature Range: -23°C (-9.4°F) to 85°C (185°F). ISO Cable Size mm²: 10# (5mm²), 12# (3mm²), 14# (2mm²), 16# (1mm²). ATC®/ATO® circuit breakers and fuse holders sold separately.

| PN | ga | amp |
|-------|----|-----|
| 79110 | 10 | 40 |
| 79112 | 12 | 30 |

| PN | ga | amp |
|-------|----|-----|
| 79114 | 14 | 15 |
| 79116 | 16 | 10 |

WARNING: Cancer and Reproductive Harm www.P65Warnings.ca.gov



990315



990305



990350

Fuse Pullers

Designed for ease of use. Extract AGC®, ATC®, ATO®, fuses from various fuse blocks.

| PN | description |
|--------|------------------------------|
| 990315 | ATC®/ATO®/AGC® fuse puller |
| 990305 | ATC®/ATO®/MINI®™ fuse puller |

| PN | description |
|--------|-----------------------------|
| 990350 | ATC®/ATO®/MINI® fuse puller |

WARNING: Cancer and Reproductive Harm www.P65Warnings.ca.gov



Scan for pricing or go to www.delcity.net/catalogpricing

www.delcity.net
info@delcity.net



79922

ATC®/ATO® Independent Source Fuse Block

Ideal for consolidating branch circuits and eliminates in-line fuses. Clear insulating cover with label recesses and storage for one fuse, satisfies ABYC/USCG insulation requirements. Tin-plated copper busses and fuse clips. Fuses sold separately. Voltage Max: 32VDC. Amperage Max per circuit: 30A. Amperage Max per jumped circuit group: 40A. Screw Terminal: #8-32 screws with captive star lock washer. Mounting: #8 screw (M4).

| PN | description | amp |
|-------|---------------------------|-----|
| 79922 | 6 circuits, with cover | 30 |
| 79923 | 6 circuits, without cover | 30 |

⚠ WARNING: Cancer and Reproductive Harm www.P65Warnings.ca.gov.



79924

ATC®/ATO® Blade Split Bus Fuse Block

For use when a mix of switched and 24-hour circuits are desired in the same block. Split ATC®/ATO® fuse block with ground and insulating cover. Clear insulating cover with label recesses and storage for two fuses, satisfies ABYC/USCG insulation requirements. Tin-plated copper busses and fuse clips. Fuses sold separately. Voltage Max: 32V DC. Amperage Max per circuit: 30A. Amperage max per block: 100A. Screw Terminal: #8-32 screws with captive star lock washer. Mounting: #8 screw (M4). Positive and Negative Bus: #10-32 Stud.

| PN | description | amp |
|-------|--|-----|
| 79924 | split bus fuse block with ground and cover | 100 |

⚠ WARNING: Cancer and Reproductive Harm www.P65Warnings.ca.gov.



79925

ATC®/ATO® Common Source Fuse Blocks

These fuse blocks consolidate branch circuits and in-line fuses. Clear insulating cover with label recesses and storage for two fuses, satisfies ABYC/USCG insulation requirements. Tin-plated copper busses and fuse clips. Fuses sold separately. Voltage Max: 32V DC. Amperage Max. per circuit: 30A. Amperage Max. per block: 100A. Screw Terminal: #8-32 screws with captive star lock washer. Mounting: #8 screw (M4). Positive and Negative Bus: #10-32 Stud.

| PN | description | amp |
|-------|---|-----|
| 79925 | fuse block with ground and cover, 6 circuits | 100 |
| 79926 | fuse block with cover, 6 circuits | 100 |
| 79927 | fuse block with ground, 6 circuits | 100 |
| 79928 | fuse block, 6 circuits | 100 |
| 79929 | fuse block with ground and cover, 12 circuits | 100 |
| 79930 | fuse block with cover, 12 circuits | 100 |
| 79931 | fuse block with ground, 12 circuits | 100 |
| 79932 | fuse block, 12 circuits | 100 |

⚠ WARNING: Cancer and Reproductive Harm www.P65Warnings.ca.gov.



Blue Sea Systems Fuse Block Labels

Easily organize fuse blocks with these reinforced, weatherproof labels. Offered in black or gray. Use with fuse blocks 79922 through 79932.

| PN | description |
|-------|------------------------------------|
| 79934 | 60 Black Labels for 79922 to 79932 |
| 79935 | 60 Gray Labels for 79922 to 79932 |
| 73962 | 180 black emergency vehicle labels |

⚠ WARNING: Cancer and Reproductive Harm www.P65Warnings.ca.gov.




79933

Blue Sea Systems SafetyHub Fuse Block (MIDI®/AMI® & ATC®/ATO®)

Blue Sea Systems offers two different types of SafetyHub Fuse Blocks. The SafetyHub 100 combines an ignition protected fuse block and an integrated connecting plug that accepts three 30–200 Amp MIDI®/AMI® fuses and four 1–20 Amp ATO®/ATC® fuses. The SafetyHub 150 fuse block is an ignition protected fuse block with screw termination. It accepts four MIDI®/AMI® fuses for high-amp circuits up to 200 Amp and six ATO®/ATC® fuses for circuits up to 30 Amp.

| PN | description | amp |
|-------|---|-----|
| 79933 | safetyhub 150 fuse block w/ cover, (ATO®/ATC® & MIDI® fuses) | 280 |
| 79912 | safetyhub 100 fuse block w/ cover, (ATO®/ATC® & MIDI®/AMI® fuses) | |

⚠ WARNING: Cancer and Reproductive Harm www.P65Warnings.ca.gov.



79936

79937

ATC®/ATO® Compact Common Source Fuse Blocks

The fuse blocks accept ATO® and ATC® fast acting fuses and ring or snap fork type terminals. Tin-plated copper busses and fuse clips. The insulating cover meets ABYC/USCG insulation requirements. The fuse blocks are ignition protected; they meet ISO 8846 and SAE J1171 for use in a gasoline engine compartment. Fuses sold separately.

| PN | number of circuits | amp | max. voltage | includes cover | mounting screw | terminal screw |
|-------|--------------------|-----------------------------------|--------------|----------------|----------------|----------------|
| 79936 | 4 circuits | 100A per block 30A per circuit | 32V DC | yes | #8 (M4) | #8-32 |
| 79937 | 8 circuits | | | | | |

⚠ WARNING: Cancer and Reproductive Harm www.P65Warnings.ca.gov.



ATC®/ATO® LED Fuse Panels

These ATC®/ATO® LED Fuse Panels feature clear insulating cover design that are water and dust proof and are easy to open by pressing the latch. A red LED indicates when there is a broken circuit, allowing for simple troubleshooting. They are ideal ATC®/ATO® fuse panels for automotive, recreational and marine applications. Temperature Rating: -20°C to 85°C. Input: 100A max. Output: 25A max per circuit. Torque Rating: 20 in-lb (2.25Nm) max. Mounting Torque Rating: 8 in-lb (0.9Nm) max. Input wire size: #4-6 AWG. Output wire size: #12-16 AWG.

| PN | position | PN | position |
|-------|----------|-------|----------|
| 70260 | 4 | 70261 | 6 |

WARNING: Cancer and Reproductive Harm www.P65Warnings.ca.gov.



Scan for pricing or go to www.delcity.net/catalogpricing

ATC®/ATO® Blade-type Fuse Panels

Panels range from 6 to 12 branch protected circuits. Easy wiring with .250" quick connect branch circuit terminal and stud common ground or .250" quick connect, if preferred. No top cover is needed recessed fuse contacts. Molded of high grade thermoplastic. Rated -29°C to 65°C (-20°F to 150°F) with a UL rated 94V-0 thermoplastic body. Recessed mounting holes.



70165



70265



INFORMATION

ATO®/ATC® FUSE PANEL:
Common negative bus with "push-on" tabs.
Common positive feed.
Each branch handles up to 30 amps (160 amp maximum total).

blade type fuse panel

| PN | position/branch | PN | position/branch |
|-------|-----------------|-------|-----------------|
| 70165 | 6 | 70105 | 10 |
| 70185 | 8 | 70125 | 12 |

fuse panel with grounding pad

| PN | position/branch | PN | position/branch |
|-------|-----------------|-------|-----------------|
| 70265 | 6 | 70205 | 10 |
| 70285 | 8 | 70225 | 12 |

WARNING: Cancer and Reproductive Harm www.P65Warnings.ca.gov.

6-Way ATC®/ATO® Fuse Panel

Base and cover are manufactured from a polycarbonate material for durability and strength. Screw mount terminals allow for easy wire connection. Rated up to 32V DC; 30 amps maximum per branch, 100 amp per panel. Rated -20°C to 120°C (-4°F to 248°F).

| PN | description | max amps all combined |
|-------|-------------------------------|-----------------------|
| 70365 | 6-position fuse panel w/cover | 100 |

WARNING: Cancer and Reproductive Harm www.P65Warnings.ca.gov.

ATC®/ATO® Fuse and Power Blocks

ATC®/ATO® Power Blocks are tailor-made blocks for power distribution systems. Included is a cover, a gasket inside the cover to help seal out dust and moisture, along with .250" male terminals for easy wiring connections. Fuses not included. Each fuse branch is independently powered.



INFORMATION

OPERATING CHARACTERISTICS: Maximum 30 amps per branch, 65 amps maximum per block. Temperature rating: 85°C (185°F). 12-32V DC.

Bottom Blade Installation Fuse Block

| PN | description | max amp all combined | mounting hole distance | hole dia. |
|-------|--------------------------------|----------------------|------------------------|---------------|
| 73801 | 4-way raised fuse block | 50 | 2.095" (53.2mm) | .219" (5.5mm) |
| 73803 | 6-way raised fuse block | 65 | 2.88" (73.2mm) | .219" (5.5mm) |
| 73805 | 8-way fuse block - panel mount | 80 | 4.055" (103mm) | .219" (5.5mm) |

WARNING: Cancer and Reproductive Harm www.P65Warnings.ca.gov.

Side Blade Installation Fuse Block

| PN | description | max amp all combined | mounting hole distance | hole dia. |
|-------|------------------|----------------------|------------------------|---------------|
| 73810 | 4-way fuse block | 50 | 2.56" (65mm) | .219" (5.5mm) |
| 73820 | 6-way fuse block | 65 | 3.35" (85mm) | .219" (5.5mm) |

WARNING: Cancer and Reproductive Harm www.P65Warnings.ca.gov.



Scan for pricing or go to www.delcity.net/catalogpricing

www.delcity.net
info@delcity.net



ATC®/ATO® Fuse Block

Black nylon 1-way fuse block has a clip slot for mounting with a .250" flat head screw. Brass terminals included. Rated for 30 amp maximum.

| PN | description | max amp |
|-------|------------------|---------|
| 73885 | 1-way fuse block | 30 |

⚠ WARNING: Cancer and Reproductive Harm www.P65Warnings.ca.gov.




ATC®/ATO® Fuse Block

Black nylon 4-way fuse block is stackable with bolt holes for mounting to a stationary object. Brass terminals included. Rated for 50 amp max for all branches combined. Includes one terminal strip and four individual terminals.

| PN | description | max amp all combined |
|-------|------------------|----------------------|
| 73895 | 4-way fuse block | 50 |

⚠ WARNING: Cancer and Reproductive Harm www.P65Warnings.ca.gov.



7389520

Terminals for Fuse Blocks

Brass terminals for fuse blocks offer quick dependable wiring connections. Works with 16–14 gauge wire.

| PN | description |
|---------|--------------------------------------|
| 7388520 | single terminal for 1-way fuse block |
| 7389520 | terminal strip for 4-way fuse block |

⚠ WARNING: Cancer and Reproductive Harm www.P65Warnings.ca.gov.



ATC®/ATO® Fuse Block

A 6-way ganged raised fuse block with a 22", 8 gauge hot wire. A screw terminal output and cover, with a .375" stud ring terminal attached. 30 amp max per branch. Rated for 65 amp max for all branches combined. RoHS.

| PN | description | max amp all combined |
|-------|------------------|----------------------|
| 73897 | 6-way fuse block | 65 |

⚠ WARNING: Cancer and Reproductive Harm www.P65Warnings.ca.gov.



73898

6 Gang ATC®/ATO® Fused Distribution Block

40A Max. Maximum 4 gauge wire power input with six 8 gauge max outputs. Mounting Hole Separation: 88mm (3.465 inches). Metal Mounting Bracket Width: 98mm (3.858 inches).

| PN | description | max amp per circuit |
|-------|---|---------------------|
| 73898 | 6 gang ATC®/ATO® fused distribution block | 40 |

⚠ WARNING: Cancer and Reproductive Harm www.P65Warnings.ca.gov.



ATC®/ATO® Fuse Block Kit

This ATC®/ATO® fuse block can be used to cleanly install up to 16 ATC®/ATO® fuses. Kit includes: 16-Way ATC®/ATO® Block Base, Terminal Position Assurance Locks, Top Cover, Bottom Cover and Terminals. Connect multiple blocks together by removing the mounting legs and connecting two of the same item or a combination of 73568, 73569 (relay blocks) or 78377.

| PN | type | no. of relays |
|-------|-----------------|---------------|
| 78377 | ATC®/ATO® Fuses | 16-way |

⚠ WARNING: Cancer and Reproductive Harm www.P65Warnings.ca.gov.

MAXI® Fuse

MAXI® fuses feature "diffusion pill technology" and provide excellent time delay characteristics and low heat dissipation. Temperature rating: 40°C to 125°C (-40°F to 257°F). Terminals: Silver plated zinc alloy. Housing material: PA66 AW J1888.



78502



78521



Scan for pricing or go to www.delcity.net/catalogpricing

MAXI® Fuse Without Indicator Light

RoHS and UL component rated.

| PN | amp | PN | amp | PN | amp |
|-------|-----|-------|-----|--|-----|
| 78501 | 20 | 78503 | 40 | 78507 | 70 |
| 78506 | 25 | 78504 | 50 | 78508 | 80 |
| 78502 | 30 | 78505 | 60 | rated to 32 volts bulk – min. 10 pcs. | |

WARNING: Cancer and Reproductive Harm www.P65Warnings.ca.gov.

MAXI® Fuse With Indicator Light

| PN | amp | PN | amp | PN | amp |
|-------|-----|-------|-----|--------------------|-----|
| 78520 | 20 | 78523 | 50 | 78526 | 80 |
| 78521 | 30 | 78524 | 60 | 78527 | 100 |
| 78522 | 40 | 78525 | 70 | bulk – min. 2 pcs. | |

WARNING: Cancer and Reproductive Harm www.P65Warnings.ca.gov.

1.800.654.4757
f:1.800.431.1293



MAXI® Fuse Holder

Weather resistant fuse holder designed for applications where moisture is a problem. Cover includes a removable strap. Manufactured with standard 5", 6 gauge GPT wire. Range: 20 to 60 amps. Fuse not included; wire color is black. Holder rated to 32V DC.

| PN | amp | gauge |
|-------|-----|-------|
| 78515 | 60 | 6 |
| 78517 | | |

WARNING: Cancer and Reproductive Harm www.P65Warnings.ca.gov.



MAXI® Fuse Holder with LED Light

Illuminates to indicate a blown fuse. The fuse holder is rated 20-60A. Manufactured with 5" of 6 AWG wire leads. Holder is rated to 12/24VDC. Fuses not included.

| PN | amp | gauge | wire color |
|-------|-----|-------|------------|
| 78516 | 60 | 6 | red |

WARNING: Cancer and Reproductive Harm www.P65Warnings.ca.gov.




MAXI® Fuse Block

This interlocking fuse block allows for 2-pole installation and is an ideal replacement for fusible link wire. Rated up to 60 amps maximum. Screw terminal wire mount. Fuse not included.

| PN | description | max amps |
|-------|------------------|----------|
| 73886 | fuse block | 60 |
| 73887 | fuse block cover | - |

WARNING: Cancer and Reproductive Harm www.P65Warnings.ca.gov.



MAXI® Fuse Block

Snap-on terminal cover insulates all conductive parts, satisfying ABYC/USCG requirements. Accepts wire sizes 18-4 AWG from sides or bottom. Terminal screws compress fuse blades within blocks for low resistance connections. Fuses sold separately. Voltage Max: 32V DC. Amp Max: 80A. Mounting: #10 screws.

| PN | amp | gauge |
|-------|-----|-------|
| 78528 | 80 | 18-4 |



Blue Sea Systems MAXI® Fuse Block

Blue Sea Systems MAXI® Fuse Block features a snap-on terminal cover that insulates all conductive parts, satisfying ABYC/USCG requirements. It accepts wire sizes 18-4 AWG from the sides or bottom. Terminal screws compress fuse blades within blocks for low resistance connections.

| PN | description | amp |
|-------|-----------------|-----|
| 78529 | maxi fuse block | 80 |



990315



990305



990350

Fuse Pullers

Designed for ease of use. Extract AGC®, ATC®, ATO®, fuses from various fuse blocks.

| PN | description | PN | description |
|--------|-----------------------------|---|-----------------------------|
| 990315 | ATC®/ATO®/AGC® fuse puller | 990350 | ATC®/ATO®/MINI® fuse puller |
| 990305 | ATC®/ATO®/MINI™ fuse puller | WARNING: Cancer and Reproductive Harm www.P65Warnings.ca.gov . | |

MINI® Fuses & Accessories

MINI® Fuse

Interruption rating is 1000A at 14 VDC. Terminals are silver plated Zinc alloy. MINI® Fuses temperature rating: -40°C to 125°C (-40°F to 257°F). Terminals: silver plated zinc alloy. Housing Material: PA66 SAE J2077.



Scan for pricing or go to www.delcity.net/catalogpricing

www.delcity.net
info@delcity.net



77075

MINI® Fuse Without Indicator Light

RoHS and UL component rated.

| PN | amp | PN | amp |
|-------|-----|-------|-----|
| 77015 | 2 | 77105 | 10 |
| 77035 | 3 | 77155 | 15 |
| 77045 | 4 | 77205 | 20 |
| 77055 | 5 | 77255 | 25 |
| 77075 | 7.5 | 77305 | 30 |

rated to 32 volts bulk - min. 10 pcs.

WARNING: Cancer and Reproductive Harm www.P65Warnings.ca.gov.



77475

MINI® Fuse With Indicator Light

RoHS and UL component rated.

| PN | amp | PN | amp |
|-------|-----|-------|-----|
| 77403 | 3 | 77415 | 15 |
| 77405 | 5 | 77420 | 20 |
| 77475 | 7.5 | 77425 | 25 |
| 77410 | 10 | 77430 | 30 |

rated to 32V DC bulk - min. 5 pcs.

WARNING: Cancer and Reproductive Harm www.P65Warnings.ca.gov.



87010

MINI® Fuse Low Profile

RoHS rated.

| PN | amp | PN | amp |
|-------|-----|---------|-----|
| 87002 | 2 | 87015 | 15 |
| 87005 | 5 | 87020 | 20 |
| 87075 | 7.5 | 87025DL | 25 |
| 87010 | 10 | 87030 | 30 |

rated to 58V DC bulk - min. 10 pcs.

WARNING: Cancer and Reproductive Harm www.P65Warnings.ca.gov.



Tap-in

| PN | description |
|-------|-------------------|
| 77025 | MINI® .187 tap-in |

WARNING: Cancer and Reproductive Harm www.P65Warnings.ca.gov. bulk - min. 100 pcs.



MINI® Indicator Fuse Holders

For use with MINI® indicator fuses. Clear cover allows visibility of blown fuse. Manufactured with 5", 14 gauge wire. 20 amp maximum. Fuses not included. Wire rated to 105°C (221°F).

| PN | amp | gauge |
|-------|-----|-------|
| 79007 | 20 | 14 |

WARNING: Cancer and Reproductive Harm www.P65Warnings.ca.gov.



MINI® Fuse Holder

Weather resistant fuse holder designed for applications where moisture is a problem. Cap has positive snap action for a tight fit. Black fuse body manufactured with 5.5" UL 1045 wire leads. Rated to 32V DC. Operating Temperature rated to -20°C to 85°C (-4°F - 185°F). RoHS compliant. Rated for IP55. MINI® fuses not included.

| PN | amp | gauge | wire leads |
|-------|-----|-------|------------|
| 78385 | 30 | 12 | orange |
| 78386 | 20 | 16 | |

WARNING: Cancer and Reproductive Harm www.P65Warnings.ca.gov.



MINI® Fuse Holder with LED Light

MINI® fuse holder with LED warning light illuminates to indicate a blown fuse. The black fuse body is PVC and rated to 105°C. Manufactured with 4" AWG wire leads. Holder is rated to 12/24V DC. Fuses not included. IP55 rated.

| PN | amp | gauge | wire color |
|-------|-----|-------|------------|
| 78380 | 5 | 20 | red |
| 78381 | 10 | 18 | red |
| 78382 | 15 | 16 | red |

| PN | amp | gauge | wire color |
|-------|-----|-------|------------|
| 78383 | 20 | 14 | red |
| 78384 | 30 | 12 | red |

MINI® ATM Inline Fuse Circuit Tap

Converts a single MINI® fuse circuit into two separate fuse circuits. Plug into existing panel space and the two open spots on the converter allow for two new fuses to be separately protected up to 10 amps. Holder rated to 32V DC.

| PN | amp | gauge |
|-------|-----|-------|
| 79054 | 25 | 14 |
| 79045 | 10 | 16 |

WARNING: Cancer and Reproductive Harm www.P65Warnings.ca.gov.






MINI® Low Profile Fuse Circuit Tap

Converts one MINI® blade fuse circuit to two fusible MINI® Low Profile circuits. Compatible with MINI® Low Profile fuses, sold separately.

| PN | amp | gauge |
|-------|-----|-------|
| 79050 | 15 | 14 |
| 79047 | 10 | 16 |

WARNING: Cancer and Reproductive Harm www.P65Warnings.ca.gov.



Littelfuse

MINI® Fuse and JCASE® Fuse Holder

The 2+2 MINI® Fuse and JCASE® Holder, accommodates two MINI® fuses and two JCASE® fuses. Amperage range of 2-60A in a compact package. TPAs are also included to provide secondary locking of each wire terminal. Mounting Torque: 6-8Nm. Body & Cover: UL 94V-0 Thermoplastic. Stud: Zinc-Plated Steel. RoHS.

| PN | description |
|-------|---------------------------------------|
| 73841 | 2+2 MINI® fuse and JCASE® fuse holder |

WARNING: Cancer and Reproductive Harm www.P65Warnings.ca.gov.



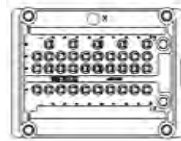
Scan for pricing or go to www.delcity.net/catalogpricing

1.800.654.4757
f:1.800.431.1293

EATON

Sealed MINI® Fuse & ISO 280 MINI® Relay Combo Panel, Bussed Input

This bussed fuse panel is designed to accept up to ten (10) MINI® fuses on one side and up to five (5) mini ISO relays on the other side. The low profile cover allows for mounting in tight panel or surface spaces (surface mount requires Del City 15303001 mounting bracket). Both fuse and relay branches are rated up to 30A max per branch with bussed M6 studs rated up to 80A max. The panel is rated up to 100A (80A per side) max. Relay side is bussed on pin 86. Metri-Pack™ Sealed 280 tangless terminals and seals are sold separately.



* bottom view

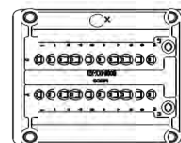
| PN | description |
|----------|---|
| 15303224 | sealed MINI® fuse & ISO 280 relay combo panel |

WARNING: Cancer and Reproductive Harm www.P65Warnings.ca.gov.

EATON

Sealed MINI® Fuse Panel with Bussed Inputs

The fuse panel has two bussed, power distribution circuits that accept up to ten (10) MINI® fuses on each side. The low profile cover allows for mounting in tight panel or surface spaces (surface mount requires Del City 15303001 mounting bracket). Fuse branches are rated up to 30A max. per branch, and the bussed M6 input studs are rated up to 80A max. Panel cannot exceed 160A (80A per side) max. fuse combination. Metri-Pack™ Sealed 280 tangless terminals and seals are sold separately.



* bottom view


| PN | description |
|----------|-------------------------|
| 15303123 | sealed MINI® fuse panel |

WARNING: Cancer and Reproductive Harm www.P65Warnings.ca.gov.

EATON

Sealed MINI® Fuse & ISO 280 MINI® Relay Panel with Partially Bussed Inputs

Includes two power distribution circuits. Circuit one is a bussed fuse way that accepts up to ten (10) MINI® fuses. Circuit two is a fuse/relay that accepts up to ten (10) MINI® fuses or five (5) ISO 280 mini relays or a combination of each. It can be mounted either in a panel or in a surface mounted application when combined with 15303001 mounting brackets. Fuse and relay branches are rated up to 30 amp max. Bussed M6 input stud is rated up to 80 amps (80A per side) max. and panel is rated to 100 amps (80A per side) max with relays or 160 amps max fuse only. Metri-Pack™ 280 tangless terminals seals and cavity plugs (sold separately).



* bottom view


| PN | description |
|----------|---|
| 15303524 | sealed MINI® fuse & ISO 280 relay panel |

WARNING: Cancer and Reproductive Harm www.P65Warnings.ca.gov.

EATON

Sealed MINI® Fuse & ISO 280 MINI® Relay Combo Panel with Individual Inputs

Apply power to each individual circuit on both sides of this fuse panel. One side accepts up to ten (10) MINI® fuses, the other side accepts up to ten (10) MINI® fuses or five (5) ISO 280 mini relays. It can be either panel or surface mounted (surface mount requires 15303001 mounting bracket). Fuse and relay branches are rated up to 30A max each branch and the panel is rated to 100A (80A per side) max with relays or 160A (80A per side) max fuse only. Metri-Pack™ 280 tangless terminal seals and cavity plugs sold separately.



* bottom view


| PN | description |
|----------|---|
| 15303404 | sealed MINI® fuse & ISO 280 relay combo panel |

WARNING: Cancer and Reproductive Harm www.P65Warnings.ca.gov.



Scan for pricing or go to www.delcity.net/catalogpricing

www.delcity.net
info@delcity.net



EATON

Mounting Bracket for Sealed MINI® Fuse/ISO Relay Panels

Mounts to any surface. Two brackets are required to complete an assembly and each bracket is manufactured of steel with zinc plating.

| PN | description |
|----------|---|
| 15303001 | mounting bracket for sealed MINI® Fuse/ISO relay panels |

WARNING: Cancer and Reproductive Harm www.P65Warnings.ca.gov.



Stud End Caps for EATON RTMR

Used with ATO®/ATC® RTMR power distribution modules. These protective end caps are made of silicone. Compatible with Sealed MINI® Fuse and Relay Panels: 15303123, 15303524, 15303404 and 15303224.

| PN | description |
|-------|------------------------------|
| 78995 | Stud End Caps for EATON RTMR |

WARNING: Cancer and Reproductive Harm www.P65Warnings.ca.gov.



MINI® Fuse Panels

MINI® Fuse panels are designed with a rugged, lightweight construction. A transparent cover is included for dust and humidity protection. Select from 4, 6, 8 or 10 gang options. Quick disconnect contacts provide easy termination. Each MINI® fuse panel is rated to 100A total, or 30A per circuit. 6.33mm quick connect terminal. #10-32 stud terminal with hex, nut, flat washer and lockwasher supplied. Four 5.5mm diameter mounting holes for #10 screws. Cover material: Clear polycarbonate + UL94V0. Terminal Material: Copper/Brass (Tin Plating). Base Material: Nylon PA66 + 15% Fiber + UL94V0.

| PN | position | max amps combined | PN | position | max amps combined |
|-------|----------------|-------------------|-------|-----------------|-------------------|
| 75816 | 4-way w/ cover | 100 | 75818 | 8-way w/ cover | 100 |
| 75817 | 6-way w/ cover | | 75819 | 10-way w/ cover | |

WARNING: Cancer and Reproductive Harm www.P65Warnings.ca.gov.



MINI® LED Fuse Panels

Features a clear insulating cover design that is water and dust proof and are easy to open by pressing the latch. A red LED indicates when there is a broken circuit. These work well for automotive, recreational and marine applications. Temperature Rating: -20°C to 85°C. Input: 100A max. Output: 30A max per circuit. Torque Rating: 20 in-lb (2.25Nm) max. Mounting Torque Rating: 8 in-lb (0.9Nm) max. Input wire size: #4-6 AWG. Output wire size: #12-16 AWG.

| PN | position | PN | position |
|-------|----------|-------|----------|
| 70266 | 4 | 70267 | 6 |

WARNING: Cancer and Reproductive Harm www.P65Warnings.ca.gov.



Sealed MINI® Fuse Panel with TPAs

Perfect for accessory circuits, overflow circuits from main PDM or a main module on smaller vehicles. It's hard-wired for 280 style components and accepts MINI® fuses, relays, circuit breakers, diodes, etc. and Delphi Metri-Pack™ 280 terminals, cable seals and cavity plugs. TPAs (terminal position assurance locks) provide secondary protection from wire pull-out. Easy to connect - wires plug into the back of the unit using industry-standard tanged Metri-Pack™ terminals. Steel mounting bracket included. Module snaps into the bracket and is held at a 30° angle to allow easy viewing and servicing of devices. Max Fuse Size: 30A. Number of Cavities: 18. Mounting Torque: 5.5-6.5Nm. Materials: Body & Cover: UL94V-0 Glass-Filled Thermoplastic; Bracket: Plated Steel; Gasket: Silicone. Temperature Range: -40°C to 85°C (-40°F to 185°F). Ingress Protection: IP67. Wire Sizes: 0.35-5.00 mm2. RoHS.



78343

| PN | description |
|-------|--|
| 78343 | MINI® sealed power distribution module w/TPAs and mounting bracket |

WARNING: Cancer and Reproductive Harm www.P65Warnings.ca.gov.



Sealed MINI® Hard Wired Module

Designed for use with 280 style components (MINI® fuses, relays, diodes, resistors, etc.). It features 60 cavities creating a high-density fuse module with a compact footprint. Without internal bussing, it allows the flexibility of custom circuitry by the end user. The wire simply plugs into the back of the module using sealed Delphi Metri-Pack™ Series 280 tanged terminals. Sealing in the cover and around the wires allow for use in extreme environments. Dovetail features on the side of the unit allow the user to stack multiple modules together to increase their circuit protection package. These same dovetails can be used to attach an add-on component that holds a fuse puller and spare fuses. Max Fuse Size: 30A. Number of Cavities: 60. 250A Max. Compatible Relay Types: 280 Footprint MICRO® & MINI®. Mounting Torque: 6-8Nm using M6 bolts and Hardware. Materials: UL 94V-0 Glass-filled Thermoplastic with Silicone Gasket. Wire Sizes: 0.35-5.0mm2. RoHS.



73842

| PN | description |
|-------|---|
| 73842 | MINI® sealed hard wired module w/base, cover, gasket & TPAs |

WARNING: Cancer and Reproductive Harm www.P65Warnings.ca.gov.



75805

MINI® Fuse Blocks

These surface mounted fuse blocks are rated up to 15 amps max per circuit at 12V DC. .250" male blade (side blade installation). Base material is nylon UL94V-0. Polycarbonate cover includes rubber gasket to help seal out debris. Each fuse branch is independently powered.

| PN | description | branch | mounting center-to-center | max amps per circuit |
|-------|------------------|--------|---------------------------|----------------------|
| 75800 | MINI® fuse block | 4 | 2.559" | 15 |
| 75805 | MINI® fuse block | 6 | 3.346" | 15 |
| 75810 | MINI® fuse block | 8 | 4.134" | 15 |
| 75815 | MINI® fuse block | 10 | 4.528" | 15 |

⚠ WARNING: Cancer and Reproductive Harm www.P65Warnings.ca.gov.



Scan for pricing or go to www.delcity.net/catalogpricing

MICRO2® & MICRO3® Fuses & Accessories

1.800.654.4757
f:1.800.431.1293

MICRO2® Fuses

MICRO2® fuses are the new standard for vehicle circuit protection. Their sub-miniature design meets the need for more circuits to be protected while utilizing less space. Micro fuses are ideal for high temperatures in adverse environments. Terminals are Ag plated zinc alloy. Offered sizes include: 5, 7.5, 10, 15, 20, 25 and 30 Amp. These fuses have an operating temperature of -40°C to 125°C (-40°F to 257°F). Rated up to 32V DC. RoHS.



| PN | amp | PN | amp | PN | amp | PN | amp |
|-------|-----|-------|-----|-------|-----|---------------------|-----|
| 78905 | 5 | 78910 | 10 | 78920 | 20 | 78930 | 30 |
| 78975 | 7.5 | 78915 | 15 | 78925 | 25 | bulk - min. 10 pcs. | |

⚠ WARNING: Cancer and Reproductive Harm www.P65Warnings.ca.gov.



MICRO2® Fuse Circuit Tap

Converts one MICRO2® fuse circuit into two fusible circuits. Simply plug into existing panel space and the two open slots on the converter allows for two new fuses to be separately protected up to 10 amps. Fuses not included. Holder rated to 32V DC.

| PN | amp | gauge |
|-------|-----|-------|
| 79042 | 20 | 14 |
| 79041 | 15 | 16 |

⚠ WARNING: Cancer and Reproductive Harm www.P65Warnings.ca.gov.



MICRO2® Fuse Holder with LED Light

MICRO2® fuse holder with LED warning light to indicate a blown fuse. The black fuse body is PVC and rated to 105°C. Manufactured with 4" AWG wire leads. Holder is rated to 12/24VDC. Fuses not included.

| PN | amp | gauge | wire color |
|-------|-----|-------|------------|
| 78404 | 30 | 12 | red |

⚠ WARNING: Cancer and Reproductive Harm www.P65Warnings.ca.gov.

MICRO3® Fuses

MICRO3® Fuses have 3 terminals and 2 fuse elements with a common center terminal. Their sub-miniature design meets the need for more circuits to be protected while utilizing less space. Interruption rating is 1000A at 32 VDC. Terminals are silver-plated zinc alloy. The housing material is PA66. Rated up to 32 volts DC at an operating temperature of -40°C to 125°C (-40°F to 257°F). RoHS.



| PN | amp | PN | amp | PN | amp | PN | amp |
|-------|-----|-------|-----|-------|-----|-------|-----|
| 78931 | 5 | 78932 | 7.5 | 78933 | 10 | 78934 | 15 |

⚠ WARNING: Cancer and Reproductive Harm www.P65Warnings.ca.gov.

bulk - min. 10 pcs.

MICRO3® Fuse Circuit Tap

Converts one MICRO3® blade fuse circuit into two fusible circuits. Simply plug into a panel space and the two open spots on the circuit tap allows for two new fuses to be separately protected. Fuses not included. Holder rated to 32V DC.



| PN | amp | gauge |
|-------|-----|-------|
| 79044 | 20 | 14 |
| 79046 | 15 | 16 |
| 79048 | 20 | 14 |
| 79049 | 15 | 16 |

T Class Fuses & Accessories

Class T Fuses

Small, space saving fuses that provide a high degree of current-limitation on short-circuits for excellent component protection.



Scan for pricing or go to www.delcity.net/catalogpricing

www.delcity.net
info@delcity.net



| PN | amp | max volt | interrupting capacity |
|-------|-----|----------|-----------------------|
| 79730 | 110 | 160V DC | 20,000A @ 160V DC |
| 79731 | 125 | | |
| 79732 | 150 | | |
| 79733 | 175 | | |
| 79734 | 200 | | |

| PN | amp | max volt | interrupting capacity |
|-------|-----|----------|-----------------------|
| 78994 | 225 | 160V DC | 20,000A @ 160V DC |
| 78996 | 250 | | |
| 78997 | 300 | | |
| 78998 | 350 | | |
| 78999 | 400 | | |

WARNING: Cancer and Reproductive Harm www.P65Warnings.ca.gov.



Class T Fuse Holder

Insulating cover satisfies ABYC/USCG insulation requirements. Cover breakouts allow wire access in any direction. Insert molded studs ensure fuse mounting. Stainless steel studs provide resistance to corrosion and high torque. One-piece stainless flange nuts ensure safe and secure connections. UL 94-V0 base resists high heat. Fuse Mounting Blocks: Tin-Plated Copper. For use with Class T fuses. Fuses sold separately.

| PN | max. amp | max. voltage | includes cover | access. terminal | terminal stud | max wire size | ignition protected |
|-------|-----------|--------------|----------------|------------------|-----------------|---------------|--------------------|
| 78974 | 400A | 160V DC | yes | #8 (M4) | 3/8"-16 | 4/0 AWG | no |
| 79735 | 110A-200A | 160V DC | yes | 1/4" (M6) screws | 3/8" - 16 (M10) | 4/0 AWG | yes |
| 79736 | 225A-400A | 160V DC | yes | 1/4" (M6) screws | 5/16" - 18 (M8) | 4/0 AWG | yes |

WARNING: Cancer and Reproductive Harm www.P65Warnings.ca.gov.

MEGA® Fuses & Accessories

MEGA® Fuses

MEGA® fuses are ideal for battery and alternator protection applications and heavy gauge cables that require ultra-high current protection. Mounting holes are .340" diameter and spaced 2" apart. Recommended fuse holder: 87900 and 87905. Rated up to 32V DC at an operating temperature of 40°C to 125°C (-40°F to 257°F). RoHS.



| PN | amp | PN | amp | PN | amp | PN | amp | PN | amp |
|-------|-----|-------|-----|-------|-----|-------|-----|-------|-----|
| 87099 | 80 | 87150 | 150 | 87225 | 225 | 87350 | 350 | 87500 | 500 |
| 87100 | 100 | 87175 | 175 | 87250 | 250 | 87400 | 400 | | |
| 87125 | 125 | 87200 | 200 | 87300 | 300 | 87451 | 450 | | |

bulk - min. 2 pcs.

WARNING: Cancer and Reproductive Harm www.P65Warnings.ca.gov.

MEGA® BF2 Fuses

The transparent housing material allows for easy detection of a blown fuse. Tin plated Copper for corrosion resistance. Voltage Rating: 32V DC. Housing Material: PET-GF30. Clear Housing Material: PES. Terminal: Copper alloy, gal. Sn. 2 x M8 bolts, distance 51 mm. Mounting Torque: 12 Nm +/- 1 Nm. Breaking Capacity: 100-300A: 2,000A @ 32V DC. 400-500A: 1,500A @ 32V DC. RoHS.



| PN | amp | PN | amp | PN | amp | PN | amp | PN | amp |
|-------|-----|-------|-----|-------|-----|-------|-----|-------|-----|
| 79210 | 100 | 79212 | 150 | 79214 | 200 | 79216 | 250 | 79218 | 400 |
| 79211 | 125 | 79213 | 175 | 79215 | 225 | 79217 | 300 | 79219 | 500 |

bulk - min. 2 pcs.

WARNING: Cancer and Reproductive Harm www.P65Warnings.ca.gov.

UL Rated MEGA® Fuses

UL Rated MEGA® fuses comply with ISO 8820-5, UL 248 Special Purpose Fuses. Max volt: 32V DC. Interrupting capacity: 2000A @ 32V DC. RoHS.



| PN | amp | PN | amp | PN | amp | PN | amp | PN | amp |
|-------|-----|-------|-----|-------|-----|-------|-----|-------|-----|
| 79227 | 80 | 79228 | 100 | 79229 | 125 | 79230 | 150 | 79231 | 175 |

bulk - min. 2 pcs.

WARNING: Cancer and Reproductive Harm www.P65Warnings.ca.gov.

Low Temp MEGA® Fuses

79220 is silver plated. All other fuses are copper plated. Operating temperature: -40°C to +125°C. Max. Volt: 32V DC. Interrupting capacity: 2000A @ 32V DC. RoHS.



| PN | amp | PN | amp | PN | amp | PN | amp |
|-------|-----|-------|-----|-------|-----|-------|-----|
| 79220 | 125 | 79222 | 175 | 79224 | 225 | 79226 | 275 |
| 79221 | 150 | 79223 | 200 | 79225 | 250 | | |

bulk - min. 2 pcs.

WARNING: Cancer and Reproductive Harm www.P65Warnings.ca.gov.



MEGA® Fuse Holder

Features a protective cap, interconnecting pins on the side of the fuse block for multiple block configurations, M8 threaded studs and hex nuts with lock washers. Fuses sold separately. RoHS.

| PN | description | amp |
|-------|-------------------------|-----|
| 87900 | MEGA® fuse holder w/cap | 500 |

⚠ WARNING: Cancer and Reproductive Harm www.P65Warnings.ca.gov.



MEGA® Flex Fuse Holder

Offers a flexible cover. Dovetail features allow you to interlock multiple Flex holders together for a high power distribution block. Bus bars are available for multiple holder applications.

| PN | description | amp |
|-------|--|-----|
| 87905 | MEGA® flex fuse holder with cover | 500 |
| 87907 | 2 position bus bar for MEGA® fuse holder 87905 | 500 |
| 87908 | 3 position bus bar for MEGA® fuse holder 87905 | 500 |

⚠ WARNING: Cancer and Reproductive Harm www.P65Warnings.ca.gov.



MEGA® Fuse Block

Satisfies ABYC/USCG insulation requirements. Stainless steel studs provide resistance to corrosion and allow high torque. UL94-V0 base resists high heat. Fuses sold separately. Voltage Max: 32V DC. Amperage Max: 300A. Wire size to meet rating: 4/0 AWG. Terminal Stud Size: 5/16" - 18 (M8). Mounting: #10 (M5) Screws.

| PN | description | amp |
|-------|-----------------------------|-----|
| 87910 | MEGA® fuse block with cover | 300 |

⚠ WARNING: Cancer and Reproductive Harm www.P65Warnings.ca.gov.



Safety MEGA® Fuse Block

Sealed cover protects fuses from harsh environments and satisfies ABYC/USCG insulation requirements. Fuses sold separately. Voltage Max: 32V DC. Amperage Max: 300A. Wire size to meet rating: 4/0 AWG. Mounting holes: Accept 1/4" (M6) screws. Terminal Stud Size: M8. Meets ISO 8846 and SAE J1171 external ignition protection requirements when cover is secure. IP66 rated.

| PN | description | amp |
|-------|------------------------------------|-----|
| 87920 | MEGA® safety fuse block with cover | 300 |

⚠ WARNING: Cancer and Reproductive Harm www.P65Warnings.ca.gov.



LTX MEGA® & MIDI® Power Distribution Fuse Block

The LTX Power Distribution Module is a high current sealed primary fuse box that can be placed in the battery box, or near the battery box to fuse major feeder cables. The unit features bussed input to all 4 MEGA® and 2 MIDI® fuses, putting all the high current fusing in one sealed location. Common input reduces the number of large gauge cables that need to attach to battery. Waterproof and dust-proof. Rated to IP66. Designed for high current loads and harsh conditions making it excellent for near-the-battery applications. Fuse Torque: MEGA® M8 Bolt 12-18 Nm, MIDI® M5 Bolt 4-5 Nm. Gore-Tex breather prevents temperature changes from pulling in moisture. Operating Temperature: -40°C to +120 °C (-40 °F to 248 °F). Flammability Rating: UL94-V0.

| PN | description | amp |
|-------|---|-----|
| 78919 | LTX Series MEGA® & MIDI Fuse Block, 6-Way (1 MIN) | 240 |

⚠ WARNING: Cancer and Reproductive Harm www.P65Warnings.ca.gov.

LTX MEGA® & MIDI® Power Distribution Block Cable Seals

LTX Series MEGA® and MIDI® cable seals are manufactured of self-lubricating silicone and guard against dust and moisture. Cable seals are crimped to the secondary terminal station to assure positive positioning of the seal in the housing cavity.

| PN | color | fuse type | position |
|-------|--------|-------------|----------------|
| 78909 | gray | MIDI® | P1, 97 |
| 78911 | yellow | | |
| 78912 | yellow | | |
| 78913 | gray | MEGA® | P2, P3, 95, 96 |
| 78914 | blue | | |
| 78916 | yellow | | |
| 78917 | yellow | | |
| 78918 | yellow | input cable | P4 |

⚠ WARNING: Cancer and Reproductive Harm www.P65Warnings.ca.gov.



78909



Scan for pricing or go to www.delcity.net/catalogpricing

1.800.654.4757
f:1.800.431.1293

MIDI® Fuses & Accessories

MIDI® Fuses

Bolt-on space saving fuse for high current wiring protection. Tin plated contacts provide excellent corrosion resistance. Interruption Rating: 1000A @ 32VDC. Voltage Rating: 32 VDC. Operating Temperature Range: -40°C to 125°C (-40°F to 257°F). Housing Material: Heat Resistant 94-V0 Thermoplastic. Terminals: Tin Plated Copper. RoHS.



Scan for pricing or go to www.delcity.net/catalogpricing



78940

| PN | amp | PN | amp | PN | amp | PN | amp |
|-------|-----|-------|-----|-------|-----|-------|-----|
| 78940 | 30 | 78943 | 60 | 78946 | 100 | 78949 | 175 |
| 78941 | 40 | 78944 | 70 | 78947 | 125 | 78950 | 200 |
| 78942 | 50 | 78945 | 80 | 78948 | 150 | | |

⚠ WARNING: Cancer and Reproductive Harm www.P65Warnings.ca.gov.

bulk – min. 1 pcs.

www.delcity.net
info@delcity.net

MIDI® BF1 Fuses

Tin plated contacts provide excellent corrosion resistance. Interruption Rating: 30A: 1000A @32VDC, all other fuses: 2000A @32VDC. Voltage Rating: 32 VDC. Operating Temperature Range: -40°C to 125°C (-40°F to 257°F). Housing Material: PET-GF30. Clear Housing Material: PES Terminals: Tin Plated Copper. RoHS.



79200

| PN | amp | PN | amp | PN | amp | PN | amp |
|-------|-----|-------|-----|-------|-----|-------|-----|
| 79200 | 30 | 79203 | 60 | 79205 | 80 | 79207 | 125 |
| 79201 | 40 | 79204 | 70 | 79206 | 100 | 79208 | 150 |
| 79202 | 50 | | | | | | |

⚠ WARNING: Cancer and Reproductive Harm www.P65Warnings.ca.gov.



78935

MIDI® Flex Fuse Holder

This holder offers a flexible cover, which allows entry from virtually any direction, large wire and stack ring terminals. Slots on the base allow the holder to be mounted with tie wraps. Dovetail features allow you to interlock multiple Flex MIDI® fuse holders together. Bus bars are available for multiple holder applications.

| PN | description | amp |
|-------|------------------------------|-----|
| 78935 | Flex MIDI® holder w/cap | 200 |
| 78936 | 2 position bus bar for 78935 | - |
| 78937 | 3 position bus bar for 78935 | - |

⚠ WARNING: Cancer and Reproductive Harm www.P65Warnings.ca.gov.



78938

MDB MIDI® PD Fuse Holders

Internally bussed, water-proof and dust-proof fuse holder. Voltage: 6-58V DC. Total Max Current: 200A. Wire Sizes Input: 16 or 25 mm² Wire Size Output: 6-16 mm². Sealed to IP67 and IP69K for maximum flexibility in mounting location. Operating temperature range: -40°C - 85°C. Fuse Torque: 5 Nm. Mounting Torque: 6-8 Nm. Ingress Protection: IP67, IP69K. Flammability Rating: UL94-V0.

| PN | description | amp |
|-------|---|-----|
| 78938 | 2 pole MIDI® power distribution fuse holder | 200 |
| 78939 | 3 pole MIDI® power distribution fuse holder | 200 |

⚠ WARNING: Cancer and Reproductive Harm www.P65Warnings.ca.gov.



Safety MIDI® Fuse Block

Ignition protected with 30A to 200A circuits. Sealed cover satisfies ABYC/USCG insulation requirements. Cover beakouts allow wire access in three directions. One-piece stainless flange nuts. Fuses sold separately. Voltage Max: 32V DC. Amperage Max: 200A. Wire size to meet rating: 2/0 AWG. Mounting holes: Accept ¼" (M6) screws. Terminal Stud Size: M8. Terminal Screw Size: M5 stainless steel. Meets ISO 8846 and SAE J1171 external ignition protection requirements when cover is secure. IP66 rating.

| PN | description | amp |
|-------|------------------------------------|-----|
| 78972 | MIDI® safety fuse block with cover | 200 |

⚠ WARNING: Cancer and Reproductive Harm www.P65Warnings.ca.gov.



Blue Sea Systems SafetyHub Fuse Block (MIDI®/AMI® & ATC®/ATO®)

Blue Sea Systems offers two different types of SafetyHub Fuse Blocks. The SafetyHub 100 combines an ignition protected fuse block and an integrated connecting plug that accepts three 30–200 Amp MIDI®/AMI® fuses and four 1–20 Amp ATO®/ATC® fuses. The SafetyHub 150 fuse block is an ignition protected fuse block with screw termination. It accepts four MIDI®/AMI® fuses for high-amp circuits up to 200 Amp and six ATO®/ATC® fuses for circuits up to 30 Amp.

| PN | description | amp |
|-------|---|-----|
| 79933 | safetyhub 150 fuse block w/ cover, (ATO®/ATC® & MIDI® fuses) | 280 |
| 79912 | safetyhub 100 fuse block w/ cover, (ATO®/ATC® & MIDI®/AMI® fuses) | |

⚠ WARNING: Cancer and Reproductive Harm www.P65Warnings.ca.gov.

ANL® Fuses

Visible indication of blown condition. Connect to 5/16" studs. Maximum Voltage: 80V DC. Interrupt Capacity: 2700A @ 80V DC; 6000A @ 32V DC. Ignition Protected (conforming to SAE J1171), safe for installation aboard gasoline powered boats (35-500A Only). Silver-plated connector blades for corrosion resistance. UL and CSA rated.



| PN | amp | PN | amp | PN | amp | PN | amp |
|-------|-----|-------|-----|-------|-----|-------|-----|
| 78952 | 35 | 78957 | 100 | 78961 | 200 | 78965 | 400 |
| 78953 | 40 | 78958 | 130 | 78962 | 250 | 78966 | 500 |
| 78954 | 50 | 78959 | 150 | 78963 | 300 | 78967 | 600 |
| 78955 | 60 | 78960 | 175 | 78964 | 350 | 78968 | 750 |
| 78956 | 80 | | | | | | |

⚠ WARNING: Cancer and Reproductive Harm www.P65Warnings.ca.gov.



Scan for pricing or go to www.delcity.net/catalogpricing

1800.654.4757
f:1.800.431.1293



ANL® Fuse Blocks

For use on systems up to 32V DC. Fuse block accepts 5/16" (M8) ring terminals. Insulating cover satisfies ABYC/USCG requirements. Cover breakouts allow wire access in any direction. Base Material: Reinforced Polycarbonate. Fuse Mounting Blocks: Tin-Plated Copper. Maximum Cable Size: 2/0 AWG for 78970. 4/0 AWG for 78969. Maximum Torque: 110 in-lbs (12.43 Nm) for 78970. 107 in-lbs (12.09 Nm) for 78969. Terminal Stud Size: 5/16"-18 (M8). UL 94-V0 base resists high heat. Fuses sold separately. 78969 for use with fuses 78952 to 78968. 78970 for use with fuses 78952 to 78968.

| PN | description | amp |
|-------|---------------------------|-----|
| 78969 | ANL fuse block with cover | 750 |
| 78970 | ANL fuse block with cover | 300 |

⚠ WARNING: Cancer and Reproductive Harm www.P65Warnings.ca.gov.

Marine Rated Battery Fuses

The breaking capacity meets the requirements of conventional vehicle batteries and 12V, 24V and 42V electrical networks. 58V DC Maximum. Interrupt Rating: 10,000A @ 14V DC; 5000A @ 32V DC; 2000A @ 58V DC. Body Material: Ceramic. IP66 ingress protection. SAE J1171 ignition protected. Requires the use of Terminal Fuse Blocks 78990 or 78991.

Do not mount the fuse directly to the battery terminal.



| PN | amp | PN | amp | PN | amp | PN | amp |
|-------|-----|-------|-----|-------|-----|-------|-----|
| 78976 | 30 | 78980 | 75 | 78984 | 125 | 78988 | 250 |
| 78977 | 40 | 78981 | 80 | 78985 | 150 | 78989 | 300 |
| 78978 | 50 | 78982 | 90 | 78986 | 175 | | |
| 78979 | 60 | 78983 | 100 | 78987 | 200 | | |

⚠ WARNING: Cancer and Reproductive Harm www.P65Warnings.ca.gov.



Marine Rated Battery Fuse Holders

Voltage Max: 58V DC. Amperage Max: 300A. Housing & Cover: UL-rated 94V0 Thermoplastic. Ring Terminals: Tin Plated. Terminal Stud Size: M8 (5/16"-18). Mounting Hole: 3/8". SAE J1171 ignition protected. Fuses sold separately. For use with fuses 78976 to 78989.

| PN | description | amp |
|-------|---|-----|
| 78990 | terminal fuse block, 1 fuse | 300 |
| 78991 | terminal fuse block, 2 fuse | 300 |
| 78992 | red Santoprene cover for single stud holder | n/a |
| 78993 | red Santoprene cover for double stud holder | n/a |

⚠ WARNING: Cancer and Reproductive Harm www.P65Warnings.ca.gov.

Marine Rated Battery Fuse Blocks

These Blue Sea Systems marine rated surface mount fuse blocks accommodate three MRBF fuses for consolidated high amperage circuit protection. The independent source (78921) fuse block is ideal for 3 output battery chargers. The common source (78922) fuse block provides 3 loads from a single source. The clip-on cover insulates terminal connections. Versatile wiring options allow all wires to come out a single side. Label recesses provide easy circuit identification. One-piece stainless flange nuts ensure safe and secure connections. Ignition protected when used with MRBF fuses. Voltage Max. Operating: 58V DC. Amperage Max. Operating: 240A per Circuit. Terminal Stud Size: M8: 5/16"-18. Surface Mount M5 (#10). Marine Rated Battery Fuses Sold Separately. Meets SAE J1171 external ignition protection requirements.

| PN | description | source |
|-------|-------------------------------|-------------|
| 78921 | MRBF surface mount fuse block | independent |
| 78922 | MRBF surface mount fuse block | common |

⚠ WARNING: Cancer and Reproductive Harm www.P65Warnings.ca.gov.



MCASE™, JCASE® & ZCASE® Fuses


High Amp Fuses and Fusible Links

JCASE® provides both increased time delay and low voltage drop to protect high current circuits. Used with fuse holder 79610. Each fuse features an increased time delay and low voltage drop protection rated up to 32V DC. Operating range: -40°C to 125°C (-40°F to 257°F). Meets JA50 0612. RoHS.



Scan for pricing or go to www.delcity.net/catalogpricing

www.delcity.net
info@delcity.net



79536



79538



79527

PAL bolt-mount

| PN | color | amp |
|-------|--------|-----|
| 79530 | pink | 30 |
| 79531 | green | 40 |
| 79532 | red | 50 |
| 79533 | yellow | 60 |

| PN | color | amp |
|-------|----------|-----|
| 79534 | brown | 70 |
| 79535 | black | 80 |
| 79536 | blue | 100 |
| 79537 | lt. gray | 120 |

PAL mini female

| PN | color | amp |
|-------|-------|-----|
| 79538 | pink | 30 |
| 79539 | green | 40 |

PAL female

| PN | color | amp |
|-------|----------|-----|
| 79525 | lt. blue | 20 |
| 79526 | pink | 30 |
| 79527 | green | 40 |
| 79528 | red | 50 |
| 79529 | yellow | 60 |

WARNING: Cancer and Reproductive Harm www.P65Warnings.ca.gov.

JCASE® Cartridge Fuses

Fuses are designed with female terminals to help reduce typical replacement wear on your vehicle's fuse box. Operating temperatures of -40°C to 125°C (-40°F to 257°F). Rated up to 58V DC. RoHS.



79628



79542



79620

JCASE® Low Profile

| PN | color | amp |
|-------|---------|-----|
| 79625 | blue | 20 |
| 79635 | natural | 25 |
| 79626 | pink | 30 |
| 79627 | green | 40 |
| 79628 | red | 50 |
| 79629 | yellow | 60 |

JCASE® female

| PN | color | amp |
|-------|----------|-----|
| 79540 | lt. blue | 20 |
| 79541 | pink | 30 |
| 79542 | green | 40 |
| 79543 | red | 50 |
| 79544 | yellow | 60 |

JCASE® Fuse Holders

Up to 58V DC. Rated up to 40 amps.

| PN | description |
|-------|----------------------------|
| 79610 | standard w/cover, 8 AWG |
| 79620 | low profile w/cover, 8 AWG |



JCASE® Fuse Puller
990375

bulk - min. 2 pcs.

WARNING: Cancer and Reproductive Harm www.P65Warnings.ca.gov.

MCASE™ Fuses

Cartridge fuse with female terminals for 2.8 mm male terminals. Rated up to 32V DC at an operating temperature of -40°C to 125°C (-40°F to 257°F). Interruption rating is 1000A at 32V DC. Insertion force is 44.1N maximum (9.9 lbs). Extraction force is 4N minimum (0.9 lbs), 24.5N maximum (5.5 lbs).



79630

| PN | amp |
|-------|-----|
| 79630 | 15 |
| 79631 | 20 |

| PN | amp |
|-------|-----|
| 79632 | 25 |
| 79633 | 30 |

| PN | amp |
|-------|-----|
| 79634 | 40 |

WARNING: Cancer and Reproductive Harm www.P65Warnings.ca.gov.

ZCASE® Fuses

Terminal: Tin plated Copper. Mounting Torque M6: 9.8Nm +/- 1.4Nm. Max volt: 32V DC. Interrupting capacity: 2000A @ 32V DC. Temperature range: -40°C to 125°C.



79550

| PN | amp |
|-------|-----|
| 79550 | 40 |
| 79551 | 60 |
| 79552 | 80 |
| 79553 | 100 |

| PN | amp |
|-------|-----|
| 79554 | 125 |
| 79555 | 150 |
| 79556 | 175 |
| 79557 | 200 |

| PN | amp |
|-------|-----|
| 79558 | 225 |
| 79559 | 250 |

bulk - min. 2 pcs.

WARNING: Cancer and Reproductive Harm www.P65Warnings.ca.gov.

ZCASE® Fuse Holders

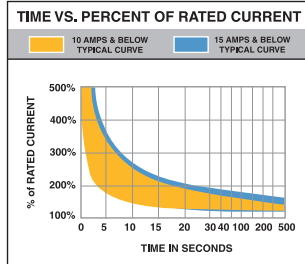
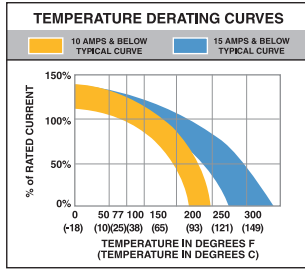
Battery Mount ZCASE® Fuse Holders mount directly to a post style battery terminal without any need for additional mounting hardware. Available in 2 or 3-pole outputs designs utilizing ZCASE® (40-600A) fuses. Battery Terminal Torque: 5.4 ± 0.9 Nm @ 540 RPM. Maximum continuous throughput 275A. Operating Temperature: -40°C (-40°F) to 125°C (257°F)

| PN | description |
|-------|------------------------------------|
| 79022 | fuse holder assembly 2 way kit |
| 79023 | fuse holder assembly 3 way kit |
| 79024 | fuse holder & stud assembly, 2 way |

| PN | description |
|-------|------------------------------------|
| 79025 | fuse holder & stud assembly, 3 way |
| 79026 | battery terminal |
| 79027 | cover |

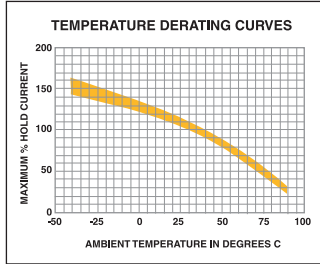
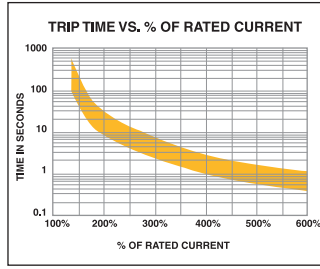
WARNING: Cancer and Reproductive Harm www.P65Warnings.ca.gov.

Stud Mount



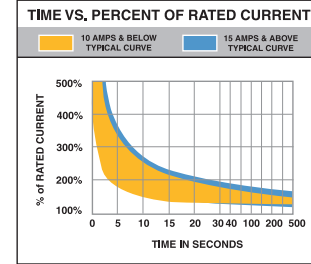
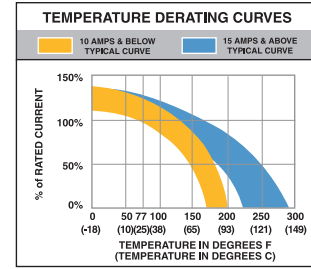
PAGES 130-132

ATC® Blade



PAGE 133

MAXI® Blade



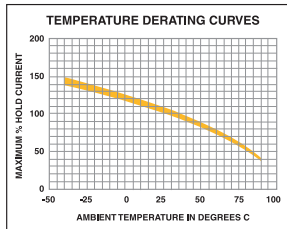
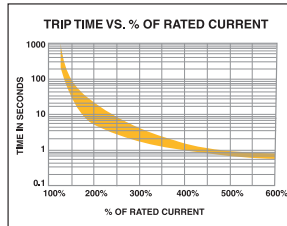
PAGES 133



Scan for pricing or go to www.delcity.net/catalogpricing

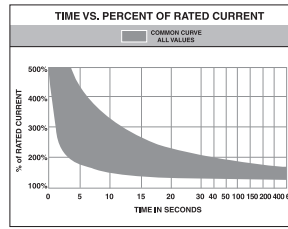
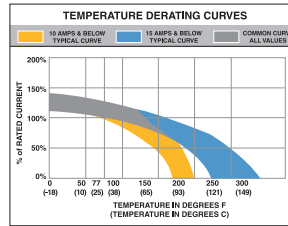
1.800.654.4757
f:1.800.431.1293

Mini Blade



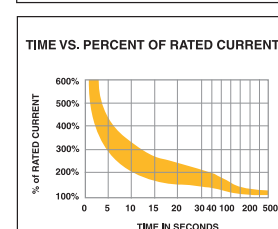
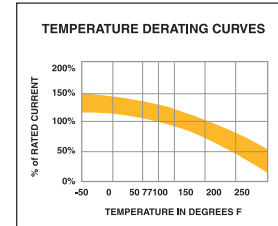
PAGE 133

Push Button



PAGE 135

Hi Amp



PAGES 137-139



| | voltage rating | amp range | mounting | type/s | auto reset | manual reset | switchable | seal options | temperature |
|-------------------------|-----------------------|-----------|-------------------------|---------|------------|--------------|------------|--------------|--------------------------------|
| Stud Mount | 12, 24V DC | 5-50 | with or without bracket | 1, 2, 3 | X | X | — | cover | -23°C - 65°C (-10°F to 150°F) |
| Blade | 12, 14, 28V DC | 5-30 | push-in | 1, 2, 3 | X | X | — | — | -29°C - 65°C (-20°F to 150°F) |
| Push Button | 25-250V AC 32V DC | 3-60 | round hole | 3 | — | X | — | boot | -10°C to 60°C (-14°F to 140°F) |
| Mid-High Amp | 30, 48V DC | 10-200 | panel, surface | 1, 3 | X | X | X | gasket | -40°C to 85°C (-40°F to 185°F) |
| Hi-Amp Marine | 32, 48V DC | 30-300 | panel, surface | 3 | X | X | X | IP67 | -32°C to 82°C (-25°F to 180°F) |
| Marine | 42V DC | 50-200 | panel, surface | 3 | — | X | — | IP67 | -40°C to 85°C (-40°F to 185°F) |
| Thermal Switched | 125-250V AC 32V DC | 7-16 | rectangle hole | 3 | — | X | — | — | -40°C (185°F) |

Stud Mount Circuit Breakers

Type 1 - 12V DC Automatic Reset

This series of circuit protectors is comprised of single pole, thermal type breakers. Used in many diverse applications including multiple power outlet strips, trucks, buses, portable generators, welding equipment and trolling motors. All Type 1, 2 and 3 circuit breakers are engineered for dependability. Nuts and washers included, all meet SAE J553 and SAE J1171 specifications. Operating temperature is between -40°C to 85°C (40°F to 185°F). Storage temperature is -40°C to 125°C (-40°F to 260°F).



Scan for pricing or go to www.delcity.net/catalogpricing

www.delcity.net
info@delcity.net



72101



72302



71100



72215




71122

| material | | mounting bracket | | | amp |
|----------|---------|------------------|----------|------------|-----|
| metal | plastic | horizontal | parallel | no bracket | |
| 72101 | — | x | — | — | 5 |
| 71100 | — | — | x | — | |
| 72102 | — | x | — | — | 6 |
| 72302 | — | — | — | x | |
| 72105 | 72215 | x | — | — | 10 |
| 71106 | 71122 | — | x | — | |
| 72305 | — | — | — | x | 12 |
| 72312 | — | — | — | x | |
| 72115 | 72225 | x | — | — | 15 |
| 71108 | 71124 | — | x | — | |
| 72315 | — | — | — | x | 20 |
| 72125 | 72235 | x | — | — | |
| 7110DL | 71126 | — | x | — | 25 |
| 72325 | — | — | x | x | |
| 72075 | 72245 | x | — | — | 30 |
| 71112DL | 71128 | — | x | — | |
| 72365 | — | — | — | x | 35 |
| 72135 | 72255 | x | — | — | |
| 71114 | 71130 | — | x | — | 40 |
| 72335 | — | — | — | x | |
| 72145 | — | x | — | — | 50 |
| 71116 | — | — | x | — | |
| 72165 | 72275 | x | — | — | 50 |
| 71118 | 71132 | — | x | — | |
| 72345 | — | — | — | x | 50 |
| 72175 | — | x | — | — | |
| 71120 | — | — | x | — | 50 |
| 72385 | — | — | — | x | |

WARNING: Cancer and Reproductive Harm - www.P65Warnings.ca.gov.



72026



72027

Stud Mount Circuit Breaker Bus Bars

In order to feed a number of protected circuits, bus bars are made to make it easy to connect box-type circuit breakers with studs. Copper bus bars are tested to 180A with temperature rise no greater than 100°C. Solid Brass bus bars are tested to 70A with temperature rise no greater than 55°C.

| PN | gang | type | metal |
|-------|------|-------|-------------|
| 72026 | 2 | slot | copper |
| 72036 | 3 | | |
| 72046 | 4 | | |
| 72068 | 6 | | |
| 72069 | 8 | | |
| 72027 | 2 | holes | solid brass |
| 72038 | 3 | | |
| 72047 | 4 | | |

WARNING: Cancer and Reproductive Harm - www.P65Warnings.ca.gov.

FUNCTION CODE

TYPE 1 - Automatic Reset

Will recycle continuously during an overcurrent condition. The composite alloy material will deflect and separate the contacts when an over-current situation occurs and returns to the run mode as it cools. The process will continue until the source of the overcurrent is removed or corrected.

TYPE 2 - Modified Reset

Circuit breaker will remain tripped (in the OFF position) as long as there is power to the circuit. Contains internal resistor. Reset circuit breaker by turning off the circuit or by turning off the ignition switch.

TYPE 3 - Manual Reset

Circuit breaker will remain tripped (in the OFF position) until indicator button or lever is manually reset to activate circuit. Type 3 available in plastic only.

INFORMATION

Stud Terminals: Two 1/32 stud; .66 (AUX) .50 (BATT) Mounting Hole: .196 diameter holes



Stud Mount Circuit Breaker Boot

Protect the electrical connection to the circuit breaker. Install the boot to keep out moisture, dust and other foreign debris. Designed to work with both metal and plastic breakers, with or without mounting brackets. Manufactured from polyvinyl chloride (PVC) material.

| PN | material |
|--------|--------------------|
| 907201 | red stud type boot |

WARNING: Cancer and Reproductive Harm - www.P65Warnings.ca.gov.

Type 1 - 24V DC Automatic Reset

This series of circuit protectors is comprised of single pole, thermal type breakers. Used in many diverse applications including multiple power outlet strips, trucks, buses, portable generators, welding equipment and trolling motors. All Type 1, 2 and 3 circuit breakers are engineered for dependability. Nuts and washers included, all meet SAE J553 and SAE J1171 specifications. Operating temperature is between -40°C to 85°C (40°F to 185°F). Storage temperature is -40°C to 125°C (-40°F to 260°F).

| material | mounting bracket | | material | mounting bracket | |
|----------|------------------|-----|----------|------------------|-----|
| metal | horizontal | amp | metal | horizontal | amp |
| 72002 | X | 10 | 72010 | X | 30 |
| 72006DL | X | 20 | 72114 | X | 40 |



72006DL



Scan for pricing or go to www.delcity.net/catalogpricing

1.800.654.4757
f:1.800.431.1293

OptiFuse Type 1- 32V DC Automatic Reset

Optifuse automotive auto reset series circuit protectors are single pole, thermal type breakers. Each color-coded thermoplastic body meets the automotive industry standard for amperage coloring. Used in many diverse automotive applications including trucks, RVs, buses and motor home applications. Terminals: (2) #10-32 Studs. Nuts and washers included. Meets UL1077, UL94V-0 specifications. Operating temperature: -10°C to 60°C (14°F to 140°F). 12/32V DC.

| material | mounting bracket | | | amp | Optifuse PN |
|----------|------------------|------------|----------|-----|-------------|
| | plastic | horizontal | parallel | | |
| 72276 | X | — | — | 10 | ACBP-H-10C |
| 71201 | — | X | — | | ACBP-V-10C |
| 72386 | — | — | X | | ACBP-N-10C |
| 72277 | X | — | — | 15 | ACBP-H-15C |
| 71202 | — | X | — | | ACBP-V-15C |
| 72387 | — | — | X | | ACBP-N-15C |
| 72278 | X | — | — | 20 | ACBP-H-20C |
| 71203 | — | X | — | | ACBP-V-20C |
| 72388 | — | — | X | | ACBP-N-20C |
| 72279 | X | — | — | 25 | ACBP-H-25C |
| 71204 | — | X | — | | ACBP-V-25C |
| 72389 | — | — | X | | ACBP-N-25C |
| 72280 | X | — | — | 30 | ACBP-H-30C |
| 71205 | — | X | — | | ACBP-V-30C |
| 72390 | — | — | X | | ACBP-N-30C |
| 72281 | X | — | — | 40 | ACBP-H-40C |
| 71206 | — | X | — | | ACBP-V-40C |
| 72391 | — | — | X | | ACBP-N-40C |
| 72282 | X | — | — | 50 | ACBP-H-50C |
| 71207 | — | X | — | | ACBP-V-50C |
| 72393 | — | — | X | | ACBP-N-50C |

NEW

OPTIFUSE



72281



71202



72281



71202



72386



72393



72388

Type 2 - 12V DC Modified Reset & Type 3 - 12-24V DC Manual Reset

Type 2 is ideal for the recreational vehicle industry. Type 3 is ideal for marine and recreational vehicle applications. Both meet RVIA and SAE J553 specifications. Temperature range: operating -23°C to 65°C (-10°F to 150°F); storage -29°C to 93°C (-20°F to 200°F). Nuts and washers included.



Scan for pricing or go to www.delcity.net/catalogpricing

www.delcity.net
info@delcity.net

| Type | PN | material | | mounting bracket | | amp | V | |
|------|---------|----------|---------|------------------|----------|-------|-------|-------|
| | | metal | plastic | horizontal | parallel | | | |
| 1 | 72002 | x | — | x | — | 10 | 24 | |
| | 72705 | x | — | x | — | | 12 | |
| 2 | 71134 | x | — | — | x | | | 12-24 |
| | 72805 | x | — | — | — | | | |
| 3 | 75105 | — | x | x | — | | 15 | 12 |
| | 71146 | — | x | — | x | | | |
| | 71266 | — | x | — | x | | | |
| 2 | 72715 | x | — | x | — | | 15 | 12 |
| | 71136 | x | — | — | x | | | |
| | 72815 | x | — | — | — | | | |
| 3 | 75115 | — | x | x | — | 15 | 12-24 | |
| | 71148 | — | x | — | x | | | |
| | 71267 | — | x | — | x | | | |
| | 75215 | — | x | — | — | | | |
| 1 | 72006DL | x | — | x | — | 20 | 24 | |
| | 72725 | x | — | x | — | | 12 | |
| 2 | 71138 | x | — | — | x | | | 12-24 |
| | 72825 | x | — | — | — | | | |
| 3 | 71150 | — | x | — | x | | 15 | 12-24 |
| | 75125 | — | x | x | — | | | |
| | 71268 | — | x | — | x | | | |
| | 75225 | — | x | — | — | | | |
| 1 | 72010 | x | — | x | — | | 30 | 24 |
| | 72735 | x | — | x | — | | | 12 |
| 2 | 71140 | x | — | — | x | 12-24 | | |
| | 72835 | x | — | — | — | | | |
| 3 | 75135 | — | x | x | — | 15 | | 12-24 |
| | 71152 | — | x | — | x | | | |
| | 71270 | — | x | — | x | | | |
| | 75235 | — | x | — | — | | | |
| 1 | 72114 | x | — | x | — | 40 | | 24 |
| | 72745 | x | — | x | — | | | 12 |
| 2 | 72845 | x | — | — | — | | 12-24 | |
| | 75145 | — | x | x | — | | | |
| 3 | 71154 | — | x | — | x | | 15 | 12-24 |
| | 71271 | — | x | — | x | | | |
| | 75245 | — | x | — | — | | | |
| 2 | 72755 | x | — | x | — | | 50 | 12 |
| | 71144 | x | — | — | x | | | |
| | 72855 | x | — | — | — | | | |
| 3 | 75155 | — | x | x | — | 50 | 12-24 | |
| | 71156 | — | x | — | x | | | |
| | 71272 | — | x | — | x | | | |
| | 75255 | — | x | — | — | | | |

WARNING: Cancer and Reproductive Harm - www.P65Warnings.ca.gov.

FUNCTION CODE**TYPE 1 - Automatic Reset**

Will recycle continuously during an overcurrent condition. The composite alloy material will deflect and separate the contacts when an over-current situation occurs and returns to the run mode as it cools. The process will continue until the source of the overcurrent is removed or corrected.

TYPE 2 - Modified Reset

Circuit breaker will remain tripped (in the OFF position) as long as there is power to the circuit. Contains internal resistor. Reset circuit breaker by turning off the circuit or by turning off the ignition switch.

TYPE 3 - Manual Reset

Circuit breaker will remain tripped (in the OFF position) until indicator button or lever is manually reset to activate circuit. Type 3 available in plastic only.



72045

Mounting Brackets for Stud Mount Circuit Breakers

Circuit breakers snap into this mounting bracket with no tools needed. It accommodates metal SAE Type 1 and Type 2 breakers without mounting brackets. The bracket is manufactured with heavy gauge steel and holds breakers securely.

| PN | gang | dimensions |
|-------|------|---|
| 72025 | 2 | 3 ⁵ / ₈ " x 1 ⁵ / ₁₆ " |
| 72033 | 3 | 5 ⁷ / ₁₀ " x 1 ⁵ / ₁₆ " |
| 72045 | 4 | 6 ⁵ / ₈ " x 1 ⁵ / ₁₆ " |
| 72065 | 6 | 8 ⁷ / ₁₆ " x 1 ⁵ / ₁₆ " |
| 72066 | 8 | 10 ¹ / ₄ " x 1 ⁵ / ₁₆ " |

WARNING: Cancer and Reproductive Harm - www.P65Warnings.ca.gov.

Blade Circuit Breakers

INFORMATION

Blade Terminal: .206" Q-C .51" long (Straight Auto) / Bushing: 7116-28 x .500 Molded

Type 1 and Type 3 - ATC® Type

These are single pole thermal-type breakers, 14V DC (Type 3 – 24V DC). They feature a UL rated 94VO thermoplastic housing with standard gold cover (Type 1) or silver cover (Type 3). Markings include amp/volt ratings. Meets SAE J553 and SAE J1171 specifications. Temperature range: operating -40°C to 85°C (-40°F to 185°F). Compatible with ATC® fuse blocks.



71173

72515

| type 1 | type 3 | amp |
|---------|--------|-----|
| 71173 | — | 5 |
| 71174 | 72505 | 10 |
| 71176 | 72515 | 15 |
| 71178 | 72525 | 20 |
| 71180 | 72530 | 25 |
| 71182DL | 72535 | 30 |

⚠ WARNING: Cancer and Reproductive Harm
- www.P65Warnings.ca.gov.

Type 3 - Low Profile ATC®/ATO®

These are single pole thermal-type breakers. The low profile allows for installation where space is a concern. Each is color-coded to amp rating. Markings include both volt and amperage ratings. Breakers meet SAE J553 and SAE J1171 specifications and are compatible with Del City ATC®/ATO® fuse panels. UL rated 94VO thermoplastic body. Tin-plated copper alloy terminals. Rated up to 28V DC. Interrupt rating: 2000A @ 28VDC. Temperature range: operating -40°C to 85°C (-40°F to 185°F).



75905

| PN | amp | PN | amp |
|-------|-----|-------|-----|
| 75905 | 5 | 75915 | 15 |
| 75906 | 6 | 75920 | 20 |
| 75975 | 7.5 | 75925 | 25 |
| 75910 | 10 | 75930 | 30 |

⚠ WARNING: Cancer and Reproductive Harm
- www.P65Warnings.ca.gov.

ATC®/ATO® Waterproof Circuit Breaker & Fuse Holders

ATC®/ATO® Waterproof Circuit Breaker & Fuse Holders are designed to house ATC®/ATO® circuit breakers (blade-style & low profile only) and fuses to provide circuit protection. Dielectric strength for 60 seconds: AC 1500 V min. Temperature Range: -23°C (-9.4°F) to 85°C (185°F). ISO Cable Size mm²: 10# (5mm²), 12# (3mm²), 14# (2mm²), 16# (1mm²). ATC®/ATO® circuit breakers and fuse holders sold separately.



79110

| PN | ga | amp | PN | ga | amp |
|-------|----|-----|-------|----|-----|
| 79110 | 10 | 40 | 79114 | 14 | 15 |
| 79112 | 12 | 30 | 79116 | 16 | 10 |

⚠ WARNING: Cancer and Reproductive Harm
- www.P65Warnings.ca.gov.



71330

Type 1 - MAXI™ Auto Reset

Interchangeable with Maxi™ blade fuse. 12V DC. Meets SAE J553. Temperature range: -40°C to 85°C (-40°F to 185°F).

| PN | amp | PN | amp |
|-------|-----|-------|-----|
| 71310 | 10 | 71330 | 30 |
| 71315 | 15 | 71340 | 40 |
| 71320 | 20 | 71350 | 50 |
| 71325 | 25 | | |

⚠ WARNING: Cancer and Reproductive Harm
- www.P65Warnings.ca.gov.



72625

Type 1 - ATC®/ATO® MAXI™ Blade Type Auto Reset

This is a single pole thermal-type breaker with ATC®/ATO® blade configuration. Gray 94VO thermoplastic housing. Meets SAE J553 and SAE J1171. Compatible with fuse blocks accepting MAXI® or ATC®/ATO® blade fuses. 12V DC. Temperature range: -40°C to 85°C (-40°F to 185°F). Storage temp: -40°C to 125°C (-40°F to 260°F).

| PN | amp | PN | amp |
|-------|-----|-------|-----|
| 72605 | 10 | 72620 | 25 |
| 72615 | 15 | 72635 | 30 |
| 72625 | 20 | | |

⚠ WARNING: Cancer and Reproductive Harm
- www.P65Warnings.ca.gov.

MINI® Blade Type

Single pole thermal-type breakers, 14V DC. Housing is gray UL rated 94VO thermoplastic housing with metal cover. Standard gold cover (Type 1) or silver cover (Type 2). Markings include amp/volt ratings. Meets SAE J553 specifications for Type 1 and Type 2 circuit breakers. Temperature range: operating -40°C to 85°C (-40°F to 185°F). The terminals are compatible with 280 fuse blocks. RoHS.



71160

| type 1 | type 2 | amp |
|--------|--------|-----|
| 70156 | 70064 | 5 |
| 71157 | 70065 | 7.5 |
| 71158 | 71166 | 10 |
| 71160 | 71168 | 15 |
| 71162 | 71170 | 20 |
| 71164 | 71172 | 25 |
| 71169 | 71177 | 30 |

⚠ WARNING: Cancer and Reproductive Harm
- www.P65Warnings.ca.gov.



Scan for pricing or go to www.delcity.net/catalogpricing

1.800.654.4757
f:1.800.431.1293

Type 2 - Universal Circuit Breaker Connectors

"Snap-off" design of blades allows installer to size the blades for the application. Color-coded markings to match the color coding for ATC®/ATO® fuses (UCB-10-Red, UCB-15-Blue, UCB-20-Gold and UCB-30-Green). Fits standard ATC®/ATO® fuse panels. Conforms to J553 standard. Temperature range: -40°C to 85°C (-40°F to 185°F).



Scan for pricing or go to www.delcity.net/catalogpricing

www.delcity.net
info@delcity.net



71196

| PN | color | amp |
|-------|-------|-----|
| 71194 | red | 10 |
| 71196 | blue | 15 |
| 71198 | gold | 20 |



72425

Snap-in Circuit Breakers/AGC® Type

Remote reset circuit breaker replaces round glass-style fuses in existing fuse blocks. It opens automatically on overload, and remains open for protection until the trouble is corrected. Snap-in mounting in standard fuse clips. 1/4" diameter x 1/4" long. 12V DC.

| PN | color | amp |
|-------|---------|-----|
| 71199 | natural | 25 |
| 71200 | green | 30 |

WARNING: Cancer and Reproductive Harm
- www.P65Warnings.ca.gov.

| PN | amp |
|-------|-----|
| 72415 | 10 |
| 72425 | 15 |
| 72435 | 20 |

WARNING: Cancer and Reproductive Harm
- www.P65Warnings.ca.gov.

Switch Circuit Breakers



Switch Thermal Circuit Breakers

Designed for industry standard .550" x 1.125" mounting hole, these thermal breakers are a switch and a circuit protector in one small, compact package. This combination device eliminates the need for both a switch and thermal circuit protector on customer panels. By using only this multipurpose product, wiring and assembly costs are greatly reduced, and saving valuable panel real estate. This series is ideally suited for such applications as household and commercial appliances, transportation, marine, telecommunications, power strips, audio-visual, medical, power supplies, and exercise equipment. Rating: 125-250V AC, 32V DC. Max Operating Temperature: 65°C (149°F). Dielectric Strength: 1500V AC. Interrupting Capacity: 1000 AIC. Insulation Resistance: 100 megohms at 500V DC. UL1077, UL1363, IEC60934. Switches will only light on AC Voltage. Lamp voltage: 125/250V AC.



| color | | light | amp |
|-------|-------|-------|-----|
| red | clear | | |
| — | 70655 | x | 9 |
| 70636 | 70656 | x | 10 |
| 70626 | 70646 | — | |

| color | | light | amp |
|-------|-------|-------|-----|
| red | clear | | |
| — | 70657 | x | 11 |
| 70641 | 70661 | x | 15 |
| 70631 | 70651 | — | |

WARNING: Cancer and Reproductive Harm
- www.P65Warnings.ca.gov.

Push Button Circuit Breakers

Carling CLB Thermal Push Button Circuit Breakers

Single pole thermal type. Approvals: RoHS, UL, CVL, TUV, CE, UL 1500/ISO8846 for ignition protection/marine. Applications: Household appliances, transportation, marine, power strips, medical equipment, audio, visual equipment, power supplies, Dielectric strength: 2500 V Ac/1 minute. Interrupting capacity: 2500 amps@32V DC. Insulation resistance: 100M ohms. Operating temperature: -10°C to 60°C (-14°F to 140° F). Rated to 32V DC, 125-250V AC.



70611



Scan for pricing or go to www.delcity.net/catalogpricing



70505 70545

* 50 and 60 amp breakers have screw terminals



70500

| without boot | | | |
|--------------|-----|-------|-----|
| PN | amp | PN | amp |
| 70403 | 3 | 70515 | 15 |
| 70404 | 4 | 70525 | 20 |
| 70405 | 5 | 70526 | 25 |
| 70406 | 6 | 70535 | 30 |
| 70407 | 7 | 70520 | 40 |
| 40408 | 8 | 70530 | 50 |
| 70505 | 10 | 70540 | 60 |

WARNING: Cancer and Reproductive Harm - www.P65Warnings.ca.gov.

| with boot | | | |
|-----------|-----|-------|-----|
| PN | amp | PN | amp |
| 70413 | 3 | 70555 | 15 |
| 70414 | 4 | 70565 | 20 |
| 70415 | 5 | 70575 | 30 |
| 70416 | 6 | 70550 | 40 |
| 70417 | 7 | 70560 | 50 |
| 70418 | 8 | 70570 | 60 |
| 70545 | 10 | | |

WARNING: Cancer and Reproductive Harm - www.P65Warnings.ca.gov.

Carling CMB Thermal Push Button Circuit Breakers

These push button circuit breakers provide a consistent trip point over temperatures ranging from -10°C to 60°C (-14°F to 140°F). Rating: 125 - 250V AC, 32V DC. Dielectric strength: 2500 BAC/1 minute. Interrupting capacity: 2500 amps @ 32V DC/ Approvals: UL, CSA and RoHs.

| PN | | |
|-------|---------|-----|
| boot | no boot | amp |
| 70617 | 70611 | 3 |
| 70618 | 70612 | 4 |
| 70619 | 70613 | 5 |
| 70620 | 70614 | 6 |
| 70621 | 70615 | 7 |
| 70622 | 70616 | 8 |
| 70609 | 70610 | 10 |
| 70607 | 70608 | 15 |
| 70605 | 70606 | 20 |


WARNING: Cancer and Reproductive Harm - www.P65Warnings.ca.gov.

| PN | description |
|-------|------------------------|
| 70500 | clear boot replacement |

WARNING: Cancer and Reproductive Harm - www.P65Warnings.ca.gov.

Blue Sea Systems CLB Series Circuit Breaker Blocks

These CLB Series 6 or 12 circuit bussed and non-bussed circuit breaker blocks feature tin-plated copper screw terminals and an ABYC/USCG approved clear insulating cover with square format label recesses. Circuit breakers sold separately. Voltage Max. Operating: 32V DC. Amperage Max. Operating: 32A (per circuit). Amperage Max. Operating: 40A (per jumped circuit group, non-bussed). Temperature Operating Range: -10°C to 60°C. Breaker Type: CLB Thermal Push Button Reset-Only Circuit Breakers with Quick Connect Terminals 3-40A. Screw Terminal: #8-32 Screws with Captive Star Lock Washer. Ring Terminals: Screw Terminals #8 (M4). Mounting: #8 Screw (M4) or #8 Nut.



70503

70501

| PN | circuit | bussed |
|-------|------------------------------|--------|
| 70501 | 6 | no |
| 70503 | | yes |
| 70502 | 12 | no |
| 70504 | | yes |
| 70506 | circuit breaker block jumper | — |

WARNING: Cancer and Reproductive Harm - www.P65Warnings.ca.gov.

FUNCTION CODE

TYPE 1 - Automatic Reset

Will recycle continuously during an overcurrent condition. The composite alloy material will deflect and separate the contacts when an over-current situation occurs and returns to the run mode as it cools. The process will continue until the source of the overcurrent is removed or corrected.

TYPE 2 - Modified Reset

Circuit breaker will remain tripped (in the OFF position) as long as there is power to the circuit. Contains internal resistor. Reset circuit breaker by turning off the circuit or by turning off the ignition switch. Silver in color.

TYPE 3 - Manual Reset

Circuit breaker will remain tripped (in the OFF position) until indicator button or lever is manually reset to activate circuit.

1.800.654.4757
f:1.800.431.1293

Mid-Range Circuit Breakers

Mid-Range Circuit Breakers

These Mid-Range Circuit Breakers are external ignition protected and weatherproof. They are typically used in DC power systems in marine applications (as a main or branch circuit breaker), truck, bus and RV systems, add-on protection for accessories. They are available in auto reset and manual reset methods ranging from 10A-50A DC. Operating Temperature: -40°F (-40°C) to 185°F (85°C). Torque Rating: 24in-lb (2.7Nm) max. Storage Temperature: -40°F (-40°C) to 260°F (125°C). Black UL Rated 94V-0 thermoset plastic body. Cover, lever, and button are UL Rated 94V-0 thermoplastic. Cover has a black thermoplastic elastomer overmold. IP66 Rated.



Scan for pricing or go to www.delcity.net/catalogpricing

www.delcity.net
info@delcity.net



| type 1 | type 3 | amp |
|--------|--------|-----|
| 76816 | 76831 | 10 |
| 76817 | 76832 | 15 |
| 76818 | 76833 | 20 |

| type 1 | type 3 | amp |
|--------|--------|-----|
| 76819 | 76834 | 25 |
| 76820 | 76835 | 30 |
| 76821 | 76836 | 35 |

| type 1 | type 3 | amp |
|--------|--------|-----|
| 76822 | 76837 | 40 |
| 76823 | 76838 | 50 |

⚠ WARNING: Cancer and Reproductive Harm - www.P65Warnings.ca.gov.

DEL CITY Hi-Amp Circuit Breakers

Hi-Amp Marine Rated Circuit Breakers

These circuit breakers are specifically designed to meet the needs of marine applications. With a rating of 32V DC or 48V DC, they are designed with side by side studs size 3/8", 16 threads per inch for surface and panel mount applications. Body is made of UL rated 94V0 thermal plastic that are splash and dust proof to meet IP67. Meet SAE J553, J1625, J1171, UL1500 (ignition protected). They are ideal for auxiliary and accessory circuit within automotive, recreational, and marine applications. Del City hi-amp circuit breakers are available in auto reset, manual reset, and manual (switchable) reset styles ranging in 30 to 300 amp options. Operating Temperature: -25°F to 180°F.



77095

Type 1 - Automatic Reset

These breakers will continuously cycle during a thermal over current condition.

| PN | amp | stud size | rating |
|-------|-----|-----------|--------|
| 77095 | 30 | 3/8" | 32V DC |
| 77096 | 50 | | |
| 77097 | 100 | | |

| PN | amp | stud size | rating |
|-------|-----|-----------|--------|
| 77098 | 120 | 3/8" | 32V DC |
| 77099 | 200 | | |
| 77100 | 300 | | |

⚠ WARNING: Cancer and Reproductive Harm - www.P65Warnings.ca.gov.



77104

Type 3 - Manual Reset

These breakers will trip (lever extends to the open position) under a thermal over current condition and remain tripped until the lever is manually reset, closing the circuit.

| PN | amp | stud size | rating |
|-------|-----|-----------|--------|
| 77101 | 50 | 3/8" | 48V DC |
| 77102 | 120 | | |
| 77103 | 150 | | |

| PN | amp | stud size | rating |
|-------|-----|-----------|--------|
| 77104 | 200 | 3/8" | 48V DC |
| 77107 | 250 | | |

⚠ WARNING: Cancer and Reproductive Harm - www.P65Warnings.ca.gov.



77110

Type 3 - Manual Reset (Switchable)

These breakers will trip (lever extends to the open position) under a thermal over current condition and remain tripped until the lever is manually reset, closing the circuit. This series also offers the unique feature of a push-to-trip button, allowing you to manually disconnect the circuit.

| PN | amp | stud size | rating |
|-------|-----|-----------|--------|
| 77108 | 100 | 3/8" | 48V DC |
| 77109 | 150 | | |

| PN | amp | stud size | rating |
|-------|-----|-----------|--------|
| 77110 | 175 | 3/8" | 48V DC |
| 77111 | 200 | | |

⚠ WARNING: Cancer and Reproductive Harm - www.P65Warnings.ca.gov.

Hi-Amp Panel Mount Circuit Breakers

Breakers are compliant with SAE J1625 and carry a circuit interrupt protection rating of 3,000A at 30V DC per ABYC E-11. Body is made of UL-rated 94V-0 thermoset plastic and cover is made from 94V-0 thermoplastic with an elastomer over mold and gasket to provide it with a weatherproof IP66 rating. Mounting holes are .260" clearance and power studs are 1/4"-28 threaded studs (nuts included). Operating temperature: -40°C to 85°C (-40°F to 185°F).



76305



76205

Type 1 - Automatic Reset

These breakers will continuously cycle during a thermal over current condition. Each breaker is rated up to 30V DC.

Type 3 - Manual Reset (switchable)

These breakers will trip (lever extends to the open position) under a thermal over current condition and remains tripped until the lever is manually reset, closing the circuit. This series also offers the unique feature of a push-to-trip button, allowing you to manually disconnect the circuit. Each breaker is rated up to 42V DC.

Gasket for Panel Mount Circuit Breaker

Gasket wraps around breaker to provide a seal between the circuit breaker housing and the panel it is being installed into.



8000275

| PN | description |
|---------|-------------|
| 8000275 | gasket |

WARNING: Cancer and Reproductive Harm - www.P65Warnings.ca.gov.

| type 1 | type 3 | amp |
|--------|--------|-----|
| 76365 | — | 60 |
| 76305 | 76205 | 100 |

WARNING: Cancer and Reproductive Harm - www.P65Warnings.ca.gov.



Scan for pricing or go to www.delcity.net/catalogpricing

1.800.654.4757
f:1.800.431.1293

FUNCTION CODE

TYPE 1 - Automatic Reset

Will recycle continuously during an overcurrent condition. The composite alloy material will deflect and separate the contacts when an over-current situation occurs and returns to the run mode as it cools. The process will continue until the source of the overcurrent is removed or corrected.

TYPE 2 - Modified Reset

Circuit breaker will remain tripped (in the OFF position) as long as there is power to the circuit. Contains internal resistor. Reset circuit breaker by turning off the circuit or by turning off the ignition switch.

TYPE 3 - Manual Reset

Circuit breaker will remain tripped (in the OFF position) until indicator button or lever is manually reset to activate circuit. Type 3 available in plastic only.

Hi-Amp Surface Mount Circuit Breakers

Breakers are compliant with SAE J1625 and carry a circuit interrupt protection rating of 3,000A at 30V DC per ABYC E-11. Body is made of UL-rated 94V-0 thermoset plastic and cover is made from 94V-0 thermoplastic with an elastomer over mold and gasket to provide it with a weatherproof IP67 rating. Mounting holes are .260" clearance and power studs are 1/4"-28 threaded studs or 3/8" - 16 threaded studs (nuts included). Operating temperature between -25°F to 180°F.



76415

Type 1 - Automatic Reset

These breakers will continuously cycle during a thermal over current condition.

| PN | amp | stud size | rating |
|-------|-----|-----------|--------|
| 76401 | 25 | 1/4" | 30V DC |
| 76402 | 30 | | |
| 76403 | 40 | | |
| 79404 | 50 | | |
| 76405 | 60 | | |
| 76406 | 70 | | |
| 76408 | 80 | | |
| 76410 | 90 | | |
| 76415 | 100 | | |
| 76420 | 120 | | |
| 76430 | 150 | | |
| 77052 | 25 | 3/8" | 32V DC |

| PN | amp | stud size | rating |
|-------|-----|-----------|--------|
| 77053 | 30 | 3/8" | 32V DC |
| 77054 | 40 | | |
| 77059 | 50 | | |
| 77060 | 60 | | |
| 77061 | 70 | | |
| 77089 | 80 | | |
| 77062 | 90 | | |
| 77090 | 100 | | |
| 77091 | 120 | | |
| 77092 | 150 | | |
| 77093 | 175 | | |
| 77094 | 200 | | |

WARNING: Cancer and Reproductive Harm - www.P65Warnings.ca.gov.



Scan for pricing or go to www.delcity.net/catalogpricing

www.delcity.net
info@delcity.net



76530

Type 3 - Manual Reset

These breakers will trip (lever extends to the open position) under a thermal over current condition and remain tripped until the lever is manually reset, closing the circuit.

| PN | amp | stud size | rating | PN | amp | stud size | rating |
|-------|-----|-----------|--------|-------|-----|-----------|--------|
| 76501 | 25 | 1/4" | 42V DC | 77064 | 30 | 3/8" | 48V DC |
| 76502 | 30 | | | | | | |
| 76503 | 40 | | | | | | |
| 76504 | 50 | | | | | | |
| 76505 | 60 | | | | | | |
| 76506 | 70 | | | | | | |
| 76507 | 80 | | | | | | |
| 76510 | 90 | | | | | | |
| 76515 | 100 | | | | | | |
| 76520 | 120 | | | | | | |
| 76530 | 150 | 3/8" | 48V DC | 77087 | 175 | | |
| 77063 | 25 | | | 77088 | 200 | | |

⚠ WARNING: Cancer and Reproductive Harm - www.P65Warnings.ca.gov.



77081

Type 3 - Manual Reset (Switchable)

These breakers will trip (lever extends to the open position) under a thermal over current condition and remain tripped until the lever is manually reset, closing the circuit. This series also offers the unique feature of a push-to-trip button, allowing you to manually disconnect the circuit.

| PN | amp | stud size | temp. range | circuit interrupt rating | PN | amp | stud size | temp. range | circuit interrupt rating |
|-------|-----|-----------|-----------------|--------------------------|-------|-----|-----------|-----------------|--------------------------|
| 76601 | 25 | 1/4" | -40°F to 185°F. | 3,000A @ 48V DC | 77071 | 30 | 3/8" | -40°F to 185°F. | 3,000A @ 48V DC |
| 76603 | 40 | | | | 77072 | 40 | | | |
| 76606 | 70 | | | | 77073 | 50 | | | |
| 76610 | 90 | | | | 77074 | 60 | | | |
| 76620 | 120 | | | | 77075 | 70 | | | |
| 77070 | 25 | 3/8" | 77077 | 80 | | | | | |
| | | | 77058 | 90 | | | | | |
| | | | 77078 | 100 | | | | | |
| | | | 77079 | 120 | | | | | |
| | | | 77080 | 150 | | | | | |
| | | | 77081 | 175 | | | | | |
| | | | 77082 | 200 | | | | | |

⚠ WARNING: Cancer and Reproductive Harm - www.P65Warnings.ca.gov.

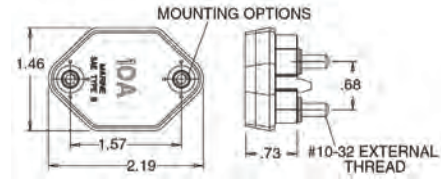
Mid-Range Panel Mount Circuit Breakers - Type 1 - Automatic Reset

Manufactured for medium-duty chassis and marine applications and meet the ignition protection standards per SAE J1171. Breakers are compliant with SAE J553 and carry a 2.5kA circuit interrupt protection rating per ABYC E-11. Each thermal type breaker's body is made of UL-rated 94V-0 thermoset plastic and the cover, lever and button are UL-rated 94V-0 thermoplastic. Cover has a black thermoplastic elastomer overmold. IP67 rated allows them to be marine rated or weatherproof. Mounting holes are .198" clearance and power studs are #8-32 threaded studs (nuts included). Operating temperature: -40°C to 85°C (-40°F to 185°F). These breakers will continuously cycle during a thermal over current condition. Rated up to 32V DC.



76730

| PN | amp | PN | amp |
|-------|-----|-------|-----|
| 76710 | 10 | 76730 | 30 |
| 76715 | 15 | 76735 | 35 |
| 76720 | 20 | 76740 | 40 |
| 76725 | 25 | 76750 | 50 |



WARNING: Cancer and Reproductive Harm
- www.P65Warnings.ca.gov.



Scan for pricing or go to www.delcity.net/catalogpricing

1.800.654.4757
f:1.800.431.1293

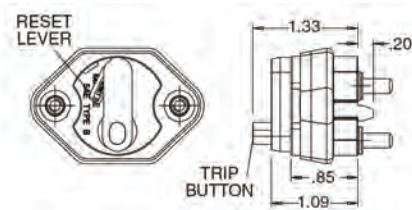
Mid-Range Panel Mount Circuit Breakers - Type 3 - Manual Reset (Switchable)

These breakers will trip (lever extends to the open position) under a thermal overcurrent condition and remains tripped until the lever is manually reset, closing the circuit. This series also offers the unique features of a push-to-trip button, allowing you to manually disconnect the circuit. Manufactured for medium-duty chassis and marine applications and meet the ignition protection standards per SAE J1171. Breakers are compliant with SAE J553 and carry a 2.5kA circuit interrupt protection rating per ABYC E-11. Made of UL-rated 94V-0 thermoset plastic and the cover, lever and button are UL-rated 94V-0 thermoplastic. Cover has a black thermoplastic elastomer overmold. An IP67 rating allows them to be marine rated or weatherproof. Mounting holes are .198" clearance and power studs are #8-32 threaded studs (nuts included). Operating temperature: -40°C to 85°C (-40°F to 185°F). Rated up to 32V DC.



76940

| PN | amp | PN | amp |
|-------|-----|-------|-----|
| 76810 | 10 | 76930 | 30 |
| 76815 | 15 | 76935 | 35 |
| 76920 | 20 | 76940 | 40 |
| 76925 | 25 | 76950 | 50 |



WARNING: Cancer and Reproductive Harm
- www.P65Warnings.ca.gov.

Hi-Amp Panel Mount Circuit Breakers

Breakers are compliant with SAE J1625 and carry a circuit interrupt protection rating of 3,000A at 30V DC per ABYC E-11. Body is made of UL-rated 94V-0 thermoset plastic and cover is made from 94V-0 thermoplastic with an elastomer over mold and gasket to provide it with a weatherproof IP66 rating. Mounting holes are .260" clearance and power studs are 1/4"-28 threaded studs (nuts included). Operating temperature: -40°C to 85°C (-40°F to 185°F).



76266



76635

Type 3 - Manual Reset (Switchable)

Features include: visible yellow reset lever that shows open condition, trip-free design that cannot be held closed after trip and drop in replacement for 185 Series Circuit Breakers. Breakers are compliant with SAE J1625. Terminal Stud Torque: 50 in-lb. Meets SAE J1171 external ignition protection requirements. IP67 - protected against immersion up to 1 meter for 30 minutes.

| PN | amp | stud size | temp. range | circuit interrupt rating |
|-------|-----|-----------|-----------------|--------------------------|
| 76631 | 25 | 1/4" | -40°F to 185°F. | 3,000A @ 48V DC |
| 76266 | | | | |
| 76632 | 30 | | | |
| 76267 | | | | |
| 76633 | 40 | | | |
| 76268 | | | | |
| 76634 | 50 | | | |
| 6269 | | | | |
| 76635 | 60 | | | |
| 76270 | | | | |
| 76636 | 70 | | | |
| 76271 | | | | |

| PN | amp | stud size | temp. range | circuit interrupt rating |
|-------|-----|-----------|-----------------|--------------------------|
| 76637 | 80 | 1/4" | -40°F to 185°F. | 3,000A @ 48V DC |
| 76272 | | | | |
| 76638 | 90 | | | |
| 76273 | | | | |
| 76639 | 100 | | | |
| 76274 | | | | |
| 76640 | 120 | | | |
| 76275 | | | | |
| 76641 | 150 | | | |
| 76276 | | | | |

WARNING: Cancer and Reproductive Harm
- www.P65Warnings.ca.gov.

EATON Hi-Amp Marine Circuit Breakers

Hi-Amp Marine Rated Circuit Breakers - Type 3 Manual Reset (Switchable)

Each thermal type breaker's body is made of UL-rated 94V-0 thermoset plastic and the cover, lever and button are UL-rated 94V-0 thermoplastic. An IP67 rating allows them to be marine rated or weatherproof. Available in both panel and surface mount styles and in amperage ratings ranging from 50 to 200 amps. Compliant with SAE J1625, ABYC E-11, CE, SAE J1171 for ignition protection. Mounting holes are .215" clearance and countersunk .161". Power studs are 5/16"-18 threaded studs (nuts included). Operating temperatures: -40°C to 85°C (-40°F to 185°F).

These surface mount circuit breakers will trip (lever extends to the Open position) under a thermal over current condition and remain tripped until the lever is manually reset to On, closing the circuit. This series also offers the unique features of push-to-trip button, allowing you to manually disconnect the circuit. Breakers are rated up to 42V DC.



Scan for pricing or go to www.delcity.net/catalogpricing

www.delcity.net
info@delcity.net



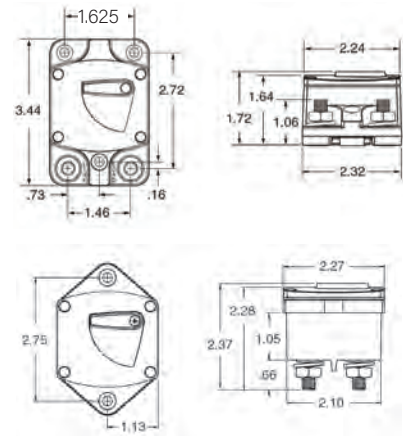
82100



88100

| PN | | amp |
|---------|---------|-----|
| surface | panel | |
| 82050 | 89050 | 50 |
| 82060 | 88060DL | 60 |
| — | 88080 | 80 |
| 82090 | 88090 | 90 |
| 82100 | 88100 | 100 |
| 82120 | 89120 | 120 |
| 82150 | 88150 | 150 |
| 82200 | 89200 | 200 |

⚠ WARNING: Cancer and Reproductive Harm
- www.P65Warnings.ca.gov.



FUNCTION CODE

TYPE 1 - Automatic Reset

Will recycle continuously during an overcurrent condition. The composite alloy material will deflect and separate the contacts when an over-current situation occurs and returns to the run mode as it cools. The process will continue until the source of the overcurrent is removed or corrected.

TYPE 2 - Modified Reset

Circuit breaker will remain tripped (in the OFF position) as long as there is power to the circuit. Contains internal resistor. Reset circuit breaker by turning off the circuit or by turning off the ignition switch. Silver in color.

TYPE 3 - Manual Reset

Circuit breaker will remain tripped (in the OFF position) until indicator button or lever is manually reset to activate circuit.

CIRCUIT MANAGEMENT



Toggle Switches

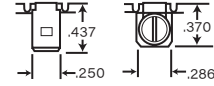
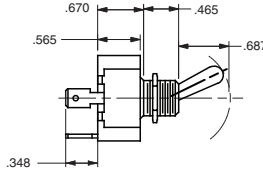


Scan for pricing or go to www.delcity.net/catalogpricing

www.delcity.net
info@delcity.net

F-Series: Carling Technologies® Toggle Switches

These standard toggle switches feature a slow make and slow break contact mechanism. Switch is manufactured from brass/nickel plate with a phenolic base. The mechanical life of the F-Series is 100,000 cycles, electrical life of 50,000 cycles and a 25,000 cycle maintained, momentary. The dielectric strength meets UL/CSA 1000V, live to dead metal parts. Insulation resistance is 100 megaohms. Temperature rating of -17.8°C to 65.6°C (0°F to 150°F). **Recommended mounting hole: .500"**



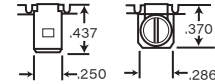
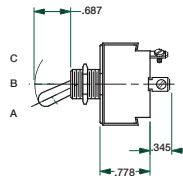
| poles | circuit | | | .250" Flat | screw | ratings |
|----------|---------|-----|-------|------------|------------|---|
| | A | B | C | OEM | OEM | |
| S.P.S.T. | ON | - | OFF | 20073020 | 20073185* | 12A @ 250V AC, 20A @ 125V AC, 1HP 120-240V AC |
| S.P.S.T. | ON | - | OFF | — | 273274DL** | |
| S.P.S.T. | ON | - | (OFF) | — | 27200029* | 10A @ 250V AC, 15A @ 125V AC, ¾HP 120-240V AC |
| S.P.S.T. | (ON) | - | OFF | 27200080 | 27200018 | |
| S.P.D.T. | ON | | ON | 27200033 | 27200035 | 10A @ 250V AC, 20A @ 125V AC, ¾HP 125-250V AC |
| S.P.D.T. | ON | | (ON) | — | 27200037 | 10A @ 250V AC, 15A @ 125V AC, ¾HP 120-240V AC |
| S.P.D.T. | ON | OFF | ON | 20073022 | — | 10A @ 250V AC, 15A @ 125V AC, ¾HP 250V AC |
| S.P.D.T. | ON | OFF | ON | 27200105 | 20073115 | 10A @ 250V AC, 20A @ 125V AC, ¾HP 125-250V AC |
| S.P.D.T. | ON | OFF | (ON) | 27200082 | 27200049 | 10A @ 250V AC, 15A @ 125V AC, ¾HP 120-240V AC |
| S.P.D.T. | (ON) | OFF | (ON) | 27200045 | 20073247 | |

*Faceplate included. **Sealed Switch

WARNING: Cancer and Reproductive Harm www.P65Warnings.ca.gov.

G-Series: Carling Technologies® Toggle Switches

These standard toggle switches feature a slow make and slow break contact mechanism. The switch is manufactured from brass/nickel plate with a phenolic base. The mechanical life of the G-Series is 100,000 cycles, electrical life of 50,000 cycles and a 25,000 cycle maintained, momentary. The dielectric strength meets UL/CSA 1000V, live to dead metal parts and opposite polarity. Insulation resistance is 100 megaohms. Temperature rating of 0°C to 85°C (32°F to 185°F). **Recommended mounting hole: .500"**



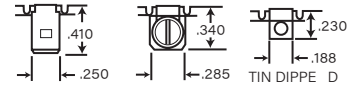
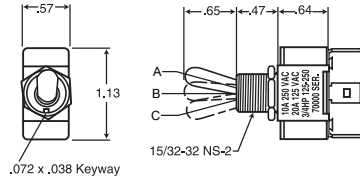
| poles | circuit | | | .250" Flat | screw | ratings |
|----------|---------|-----|------|------------|----------|---|
| | A | B | C | OEM | OEM | |
| D.P.S.T. | ON | - | OFF | 27300012 | 20073120 | 20A @ 125-277V AC |
| D.P.S.T. | (ON) | - | OFF | 27300015 | 27300020 | 10A @ 250V AC, 15A @ 125V AC, ¾HP 250V AC |
| D.P.D.T. | ON | - | ON | 27300027 | 20073246 | 20A @ 120-277V AC |
| D.P.D.T. | ON | - | (ON) | — | 27300033 | 15A @ 125V AC, 10A @ 250V AC, ¾HP 250V AC |
| D.P.D.T. | ON | OFF | ON | 27300045 | — | 20A 120-277V AC |
| D.P.D.T. | ON | OFF | (ON) | 27300103 | 27300063 | 10A @ 250V AC, 15A @ 125V AC, ¾HP 125-250V AC |
| D.P.D.T. | (ON) | OFF | (ON) | 27300050 | 20073155 | |

WARNING: Cancer and Reproductive Harm www.P65Warnings.ca.gov.

Single Pole Heavy-duty Toggle Switches

Standard, heavy-duty switches are ideal for industrial controls, marine panels, trucks, buses and automotive applications. The "O" ring toggle switches feature a neoprene gasket at the base of the actuator to prevent dust and moisture from interrupting the actuation and protecting against harsh environments. The frame and supports are manufactured from a zinc chromate plated steel with a black phenolic plastic case (flammability rating: UL 94 flame class 94V-1). Terminals are made from brass material with all other exterior parts being brass/bright nickel. CSA and RoHS rated.

Recommended mounting hole: .500" diameter.



Scan for pricing or go to www.delcity.net/catalogpricing

Hardware included
Knurl nut, hex nut, On-Off faceplate (faceplate not included on double pole switches)

OEM
back-up nut assembled only, other hardware poly bagged

Assembled
all hardware assembled on switch

Note: All toggles must be installed with a hex nut (provided) behind panel to prevent damage during installation.

1.800.654.4757
f:1.800.431.1293

| poles | circuit | | | .250" Flat | | screw | | reg. solder | | ratings |
|----------|---------|-----|-------|------------|-----------|---------|-----------|-------------|-----------|---|
| | A | B | C | OEM | assembled | OEM | assembled | OEM | assembled | |
| S.P.S.T. | ON | — | OFF | 7200012* | 73020 | 7200017 | 73185 | — | 7200019* | 10A @ 277V AC 20A @125V AC 21A @ 14V DC 3/4 HP 125-250V AC |
| S.P.S.T. | (ON) | — | OFF | — | 7200080 | — | 7200018 | — | — | |
| S.P.S.T. | ON | — | (OFF) | — | — | — | 7200029 | — | — | |
| S.P.D.T. | ON | — | ON | — | 7200033* | — | 7200035* | 7200039 | — | |
| S.P.D.T. | ON | — | (ON) | — | — | — | 7200037* | — | — | |
| S.P.D.T. | ON | OFF | ON | 7200044* | 73022* | — | 73115* | 7200052* | — | |
| S.P.D.T. | ON | OFF | (ON) | — | 7200082 | — | 7200049* | — | — | |
| S.P.D.T. | (ON) | OFF | (ON) | 7200047* | 7200045* | — | 73247* | 7200054* | — | |
| S.P.S.T. | ON | — | OFF | 7200004‡ | 7200102‡ | — | 73274DL‡ | — | — | |
| S.P.S.T. | (ON) | — | OFF | — | 7200101‡ | — | 7200100‡ | — | — | |
| S.P.D.T. | ON | — | ON | — | — | — | 7200103** | — | — | |
| S.P.D.T. | ON | OFF | ON | — | 7200105** | — | 7200104** | — | — | |
| S.P.D.T. | (ON) | OFF | (ON) | 7200084** | 7200107** | — | 7200106** | — | — | |

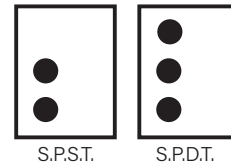
() Indicates momentary action
* Does not include faceplate
‡includes "o" ring

WARNING: Cancer and Reproductive Harm www.P65Warnings.ca.gov.

INFORMATION

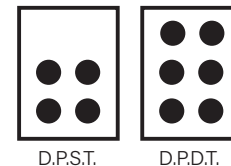
SWITCH TYPES:

S.P.S.T. = single pole, single throw - switches control a single wire circuit.
S.P.D.T. = single pole, double throw - switches control two single wire circuits, permitting only one circuit to be energized at a time.



D.P.S.T. = double pole, single throw - switches control two circuits simultaneously. Circuits are ON at the same time, OFF at the same time and may be of different voltages from separate sources.

D.P.D.T. = double pole, double throw - switches control four circuits, permitting only two circuits to be energized at a time.



INFORMATION

Illumination:
Independent vs. dependant

Dependant - Switch will illuminate when actuated to ON position.

Independent - Switch will illuminate as long as power is supplied to the switch

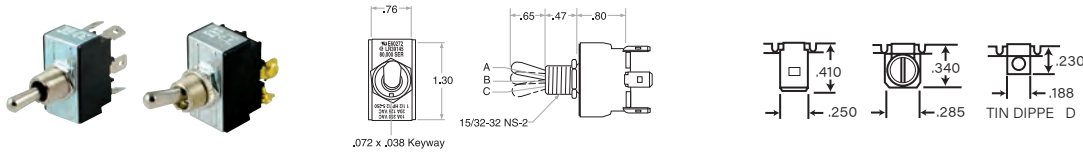
Double Pole Heavy-duty Toggle Switches

Standard, heavy-duty switches are ideal for industrial controls, marine panels, trucks, buses and automotive applications. The "O" ring toggle switches feature a neoprene gasket at the base of the actuator to prevent dust and moisture from interrupting the actuation and protecting against harsh environments. The frame and supports are manufactured from a zinc chromate plated steel, with a black phenolic plastic case (flammability rating; UL 94 flame class 94V-1). Terminals are made from brass material with all other exterior parts being brass/bright nickel. CSA and RoHS rated.

Recommended mounting hole: .500" diameter.



Scan for pricing or go to www.delcity.net/catalogpricing



Hardware included

Knurl nut, hex nut, On-Off faceplate (faceplate not included on double pole switches)

OEM

Back-up nut assembled only, other hardware poly bagged

Assembled

All hardware assembled on switch

www.delcity.net
info@delcity.net

Note: All toggles must be installed with a hex nut (provided) behind panel to prevent damage during installation.

| poles | circuit | | | .250" Flat | | screw | | reg. solder | | ratings |
|----------|---------|-----|------|------------|-----------|---------|-----------|-------------|-----------|--|
| | A | B | C | OEM | assembled | OEM | assembled | OEM | assembled | |
| D.P.S.T. | ON | — | OFF | 7300013 | 7300012 | 7300018 | 73120 | — | 7300022 | 10A @ 277V AC 20A @125V AC 21A @ 14V DC 1½ HP 125-250V AC |
| D.P.S.T. | (ON) | — | OFF | — | 7300015 | — | 7300020 | — | — | |
| D.P.D.T. | ON | — | ON | 7300028* | 7300027* | — | 73246* | 7300037* | — | |
| D.P.D.T. | ON | — | (ON) | 7300029* | — | — | 7300033* | — | — | |
| D.P.D.T. | ON | OFF | ON | 7300047* | 7300045* | — | 73025* | 7300068* | — | |
| D.P.D.T. | ON | OFF | (ON) | — | 7300103* | — | 7300063* | — | — | |
| D.P.D.T. | (ON) | OFF | (ON) | 7300051* | 7300050* | — | 73155* | — | — | |
| D.P.S.T. | ON | — | OFF | — | 7300126* | — | 7300125* | — | — | |
| D.P.D.T. | ON | — | ON | — | 7300128** | — | — | — | — | |
| D.P.D.T. | ON | OFF | ON | — | 7300131** | — | 7300129** | — | — | |
| D.P.D.T. | (ON) | OFF | (ON) | — | 7300135** | — | 7300133** | — | — | |

() Indicates momentary action

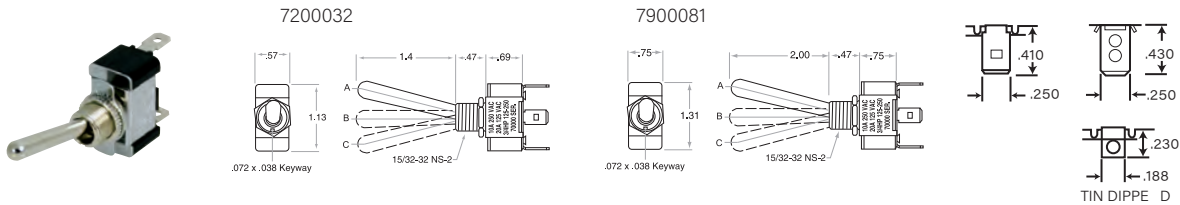
* Does not include faceplate

‡ includes "o" ring

WARNING: Cancer and Reproductive Harm www.P65Warnings.ca.gov.

Specialty Toggle Bat Handle Switches

These standard, heavy-duty switches feature an extended bat handle. The frame and support are manufactured from a zinc chromate plated steel, with a black phenolic plastic case (flammability rating; UL 94 flame class 94V-1). Terminals are made from a brass material with all other exterior parts being brass/bright nickel. CSA and RoHS rated. **Recommended mounting hole: .500" diameter.**



Hardware included

Knurl nut, hex nut, On-Off faceplate

OEM

Back-up nut assembled only, other hardware poly bagged

Assembled

All hardware assembled on switch

Note: All toggles must be installed with a hex nut (provided) behind panel to prevent damage during installation.

| poles | circuit | | | .250" Flat | | screw | | reg. solder | | ratings |
|----------|---------|-----|------|------------|-----------|-------|-----------|-------------|-----------|---|
| | A | B | C | OEM | assembled | OEM | assembled | OEM | assembled | |
| S.P.S.T. | ON | — | OFF | — | — | — | 7200032 | — | — | 10A @ 277V AC 20A @125V AC ¾HP 125-250V AC |
| D.P.D.T. | (ON) | OFF | (ON) | — | 7900081* | — | — | — | — | 10A @ 277V AC 20A @125V AC 1½HP 125-250V AC |

() Indicates momentary action

*faceplate not included

WARNING: Cancer and Reproductive Harm www.P65Warnings.ca.gov.

Specialty Circuit, Heavy-duty Toggle Switches

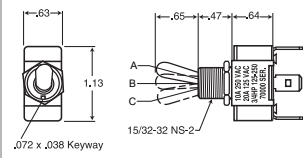
Choose from a complete line of heavy-duty, motor-rated, reversing and progressive toggle switches. Typical applications include: tailgate, lift platform, motor controls and general industrial automation applications. The frame and supports are manufactured from zinc chromate plated steel, with a black phenolic plastic case (flammability rating: UL 94 flame class 94V-1). Terminals are made from brass material with all other exterior parts being brass/bright nickel. Available in a complete line of actuation and termination styles. CSA and RoHS rated. **Recommended mounting hole: .500" diameter.**



Scan for pricing or go to www.delcity.net/catalogpricing



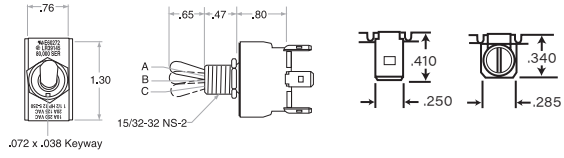
Figure 1



Hardware included

Knurl nut, hex nut, 7200001 & 7200002 comes with hex nut, knurl nut and On-Off faceplate

Figure 2



OEM

Back-up nut assembled only, other hardware poly bagged

Assembled

All hardware assembled on switch

1.800.654.4757
f:1.800.431.1293

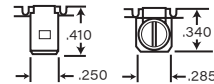
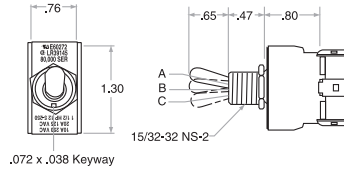
Note: All toggles must be installed with a hex nut (provided) behind panel to prevent damage during installation.

| poles | circuit | | | .250" Flat | | screw | | figure | ratings |
|----------|---------|---|-----|------------|-----------|----------|-----------|--------|---|
| | A | B | C | OEM | assembled | OEM | assembled | | |
| S.P.S.T. | ON | — | OFF | 7200002 | — | 7200001 | — | 1 | 10A 250V AC 20A 125V AC ¾HP 125-250V AC |
| D.P.S.T. | ON | — | OFF | 7300001* | — | 7300021* | — | 2 | 20A @ 277V AC 1½HP @ 125-250V AC |
| D.P.D.T. | ON | — | ON | 7300002* | — | — | — | 2 | |

* Does not include faceplate

WARNING: Cancer and Reproductive Harm www.P65Warnings.ca.gov.

Reversing & Progressive Toggle Switches



Hardware included

Knurl nut, hex nut

OEM

Back-up nut assembled only, other hardware poly bagged

Assembled

All hardware assembled on switch

| poles | style | circuit | | | PN | termination | | no. of terminals | ratings |
|----------|-------------|---------|-----|------|---------|-------------|-----------|------------------|--|
| | | A | B | C | | OEM | assembled | | |
| S.P.D.T | progressive | ON | ON | ON | 7300048 | — | .250 flat | 5 | 10A @ 277V AC 20A @ 125V AC 1½HP @ 125-250V AC |
| D.P.D.T. | reversing | ON | OFF | ON | 7300054 | .250 flat | — | 6 | |
| D.P.D.T. | reversing | (ON) | OFF | (ON) | 7300055 | — | .250 flat | 4 | |
| D.P.D.T. | reversing | ON | — | ON | 7300038 | — | screw | 6 | 21A @ 14V DC |
| D.P.D.T. | reversing | (ON) | OFF | (ON) | 7300057 | — | .250 flat | 4 | |
| D.P.D.T. | reversing | (ON) | OFF | (ON) | 7300067 | — | screw | 4 | |

() indicates momentary action

WARNING: Cancer and Reproductive Harm www.P65Warnings.ca.gov.

Cole Hersee Toggle Switches

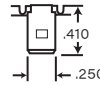
Universal application. Base Material is a phenolic actuator and bushing material is a brass/nickel plate.

Recommended mounting hole: .500" diameter.



Scan for pricing or go to www.delcity.net/catalogpricing

www.delcity.net
info@delcity.net



Hardware included

Knurl nut, hex nut, On-Off faceplate

OEM

Back-up nut assembled only, other hardware poly bagged

Assembled

All hardware assembled on switch

| poles | circuit | | | PN | termination | | ratings |
|---------|---------|-----|------|----------|--------------|--------------|--------------|
| | A | B | C | | OEM | assembled | |
| S.P.S.T | ON | | OFF | 30200102 | — | 0.250" blade | 25A @ 12V DC |
| S.P.S.T | ON | | OFF | 30073020 | 0.250" blade | — | |
| S.P.S.T | ON | | OFF | 30073185 | 6-32 screw | — | |
| S.P.S.T | (ON) | | OFF | 37200018 | 6-32 screw | — | |
| S.P.S.T | (ON) | | OFF | 37200080 | 0.250" blade | — | |
| S.P.D.T | (ON) | OFF | (ON) | 30073247 | 6-32 screw | — | |
| S.P.D.T | ON | OFF | ON | 30073115 | 6-32 screw | — | |
| S.P.D.T | ON | | ON | 37200033 | 0.250" blade | — | |
| S.P.D.T | ON | | ON | 37200035 | 6-32 screw | — | |
| S.P.D.T | (ON) | OFF | (ON) | 37200045 | 0.250" blade | — | |
| S.P.D.T | ON | OFF | (ON) | 37200049 | 6-32 screw | — | |

() indicates momentary action

WARNING: Cancer and Reproductive Harm www.P65Warnings.ca.gov.

Sealed Toggle Switches

Completely sealed in epoxy and feature double O-rings for a waterproof and dustproof switch that can be mounted anywhere on a vehicle. The bushing, handle and hardware are constructed of nickel-plated brass and silver contacts ensure long life. The standard 1 $\frac{1}{2}$ " bushing enables easy mounting through a standard diameter hole in a panel. Operating temperature: -40°C to 85°C (-20°F to 185°F). Switch: 1.24" deep x 0.87" wide x 1.46" high. Wires: 14 AWG, 12" Long. Handle Actuation Force: 32-38 oz (8.9-10.5N). Ingress Rating: IP68.



| poles | circuit | | | wire leads | PN | rating |
|---------|---------|-----|------|------------|-------|--------------------------------|
| | A | B | C | | | |
| S.P.S.T | ON | — | OFF | 2 | 73330 | 25A @ 12V DC / 15A @ 24V DC |
| S.P.S.T | (ON) | — | OFF | 2 | 73331 | |
| S.P.D.T | ON | OFF | ON | 3 | 73332 | |
| S.P.D.T | ON | — | ON | 3 | 73333 | |
| S.P.D.T | (ON) | OFF | (ON) | 3 | 73334 | |
| D.P.S.T | ON | — | OFF | 4 | 73335 | |
| D.P.D.T | ON | OFF | ON | 6 | 73336 | |
| D.P.D.T | (ON) | OFF | (ON) | 6 | 73337 | |

Toggle Switch & Red Safety Cover Kit - PN 73210

This kit includes one each of the standard On-Off toggle switch (pn 73185) and toggle safety cover (pn 73200). The kit comes unassembled and polybagged.

WARNING: Cancer and Reproductive Harm www.P65Warnings.ca.gov.

PVC Coated Toggle Switch

This two-position SPST sealed toggle switch includes a black toggle boot to protect against any moisture or dust from entering the keyway. The switch body is encapsulated in a PVC coating. Two five-inch wire leads exit the back of the switch for easy installation. The switch has a standard 1 $\frac{1}{2}$ " bushing for standard mounting. Rating: 25A @ 12V DC. Operating Temperature: 0°C to 85°C. Dielectric Strength: AC 1500A 1 Min. Contact Rating: 50m ohm Max.




| poles | circuit | | | wire leads | PN | rating |
|---------|---------|---|-----|------------|-------|--------------|
| | A | B | C | | | |
| S.P.S.T | ON | — | OFF | 2 | 73340 | 25A @ 12V DC |

WARNING: Cancer and Reproductive Harm www.P65Warnings.ca.gov.

Hi-Amp Toggle Switches

Die cast housing with silver plated contacts and heavy copper terminals. Designed for long life with a 50,000 electrical life cycle and 100,000 mechanical life cycle. RoHS. **Recommended mounting hole: .500" diameter.**



| poles | circuit | | | termination | | handle color | ratings |
|----------|---------|---|-----|-------------|--|--------------|--------------|
| | A | B | C | screw | | | |
| S.P.S.T. | ON | — | OFF | 73240DL | | black | 50A @ 12V DC |
| S.P.S.T. | ON | — | OFF | 73242DL | | red | |
| S.P.S.T. | ON | — | OFF | 73245 | | chrome | |

⚠ WARNING: Cancer and Reproductive Harm www.P65Warnings.ca.gov.



Scan for pricing or go to www.delcity.net/catalogpricing

Hi-Amp Toggle Switch with Interchangeable Boot

This switch includes 4 different colors (black, blue, red and yellow) of interchangeable boots. Die cast housing with silver plated contacts and heavy copper terminals. Designed for long life with a 50,000 electrical life cycle and 100,000 mechanical life cycle. RoHS. **Recommended mounting hole: .500" diameter.**



| poles | circuit | | | termination | | handle color | ratings |
|----------|---------|---|-----|-------------|--|--------------|--------------|
| | A | B | C | screw | | | |
| S.P.S.T. | ON | — | OFF | 73244 | | chrome | 50A @ 12V DC |

⚠ WARNING: Cancer and Reproductive Harm www.P65Warnings.ca.gov.

Hi-Amp Toggle Switch with Chrome Wedge Handle

Die cast housing with silver plated contacts and heavy copper terminals. Designed for long life with a 50,000 electrical life cycle and 100,000 mechanical life cycle. RoHS. **Recommended mounting hole: .500" diameter.**



| poles | circuit | | | termination | | handle color | ratings |
|----------|---------|-----|----|-------------|--|--------------|--------------|
| | A | B | C | screw | | | |
| S.P.D.T. | ON | OFF | ON | 73265 | | chrome | 50A @ 12V DC |

⚠ WARNING: Cancer and Reproductive Harm www.P65Warnings.ca.gov.

Hi-Amp Toggle Switch with Extended Handle

Ideal for low-voltage, hi-amp applications. Features a 1 $\frac{3}{8}$ " bat handle for easy actuation. die cast housing with silver plated contacts and heavy copper terminals. Designed for long life with a 50,000 electrical life cycle and 100,000 mechanical life cycle. RoHS. **Recommended mounting hole: .500" diameter.**




| poles | circuit | | | termination | | handle color | ratings |
|----------|---------|---|-----|-------------|--|--------------|--------------|
| | A | B | C | screw | | | |
| S.P.S.T. | ON | — | OFF | 73260 | | chrome | 50A @ 12V DC |

⚠ WARNING: Cancer and Reproductive Harm www.P65Warnings.ca.gov.

Brass Toggle Switch

Ideal for marine applications, the housing is manufactured from all brass material, with copper rivets for optimum conductivity. Furnished with nickel-plated face plate and brass back-up nut. Mounting stem dimensions: $\frac{3}{8}$ "L x $\frac{7}{16}$ "D, $\frac{1}{16}$ " x 28 threading. RoHS. **Recommended mounting hole: .438" diameter.**



| poles | circuit | | | termination | | handle color | ratings |
|----------|---------|---|-----|-------------|---------|--------------|-----------------------------|
| | A | B | C | .250" flat | screw | | |
| S.P.S.T. | ON | — | OFF | — | 73275DL | chrome | 35A @ 6V DC 20A @ 12V DC |

⚠ WARNING: Cancer and Reproductive Harm www.P65Warnings.ca.gov.

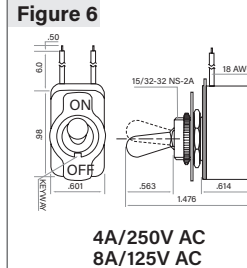
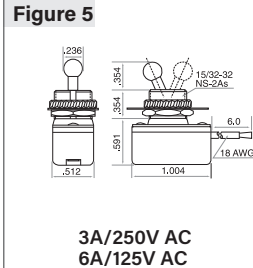
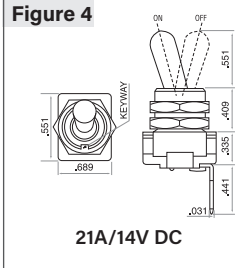
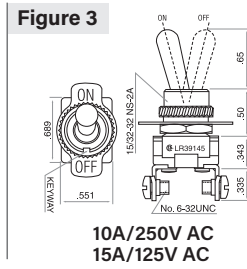
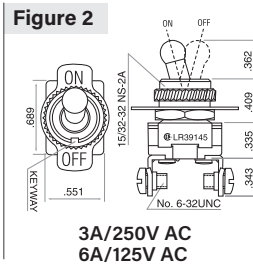
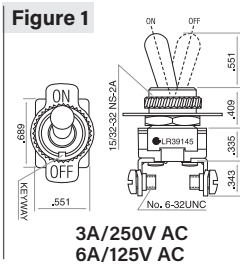
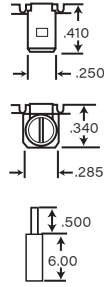
Medium-duty Toggle Switches

The frame and support are manufactured from zinc chromate, plated steel, with a black, phenolic plastic case (flammability rating: UL 94 flame class 94V-1). Terminals are made from brass with all other exterior parts being brass/bright nickel. CSA and RoHS rated. **Recommended mounting hole: .500" diameter.**



Scan for pricing or go to www.delcity.net/catalogpricing

www.delcity.net
info@delcity.net



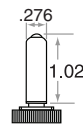
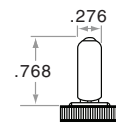
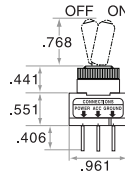
| poles | circuit | | | termination | | | figure | ratings |
|----------|---------|---|-----|-------------|----------|----------|--------|---|
| | A | B | C | .250" Flat | screw | leaded | | |
| S.P.S.T. | ON | — | OFF | — | 73030 | — | 1 | 3A @ 240V AC, 6A @ 120V AC |
| S.P.S.T. | ON | — | OFF | — | — | 73105 | 6 | 4A @ 250V AC, 6A @ 28V DC, 8A @ 125V AC, 12A @ 14V DC |
| S.P.S.T. | ON | — | OFF | — | 73190 | — | 3 | 10A @ 240V AC, 15A @ 120V AC |
| S.P.S.T. | ON | — | GRD | 7900009 | — | — | 4 | 21A @ 14V DC |
| S.P.S.T. | ON | — | OFF | — | 7900007* | 7900010* | 5 | 3A @ 250V AC, 6A @ 125V AC |

* ball toggle

⚠ **WARNING:** Cancer and Reproductive Harm www.P65Warnings.ca.gov.

LED Illuminated Toggle Switches with Chrome Handle

Choose from either standard or extended bat handle (1 1/32"). Both incorporate a chrome handle and LED light with a 100,000 hour life. Wiring is made simple with labeled .250" terminals. Housing is manufactured from a polycarbonate material. Black hex nut included. RoHS. **Recommended mounting hole: .500" diameter.**

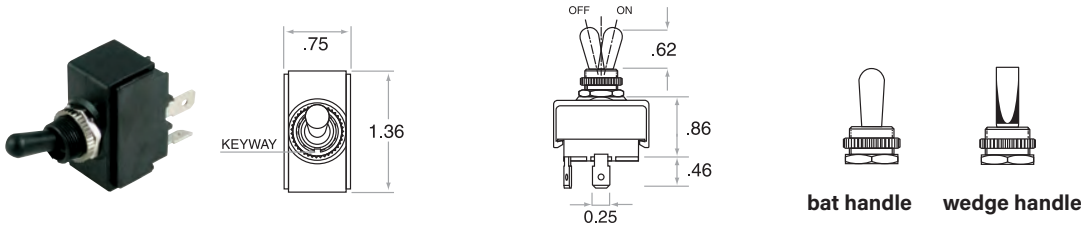


| poles | circuit | | | standard | long | illumination | ratings |
|----------|---------|---|-----|----------|-------|--------------|--------------|
| | A | B | C | | | | |
| S.P.S.T. | ON | — | OFF | 71000 | 71500 | red | 20A @ 12V DC |
| S.P.S.T. | ON | — | OFF | 71005 | — | amber | |
| S.P.S.T. | ON | — | OFF | 71010 | 71510 | blue | |
| S.P.S.T. | ON | — | OFF | 71015 | 71515 | green | |

⚠ **WARNING:** Cancer and Reproductive Harm www.P65Warnings.ca.gov.

Double Insulated, Plastic Toggle Switches


Choose from both standard and wedge handle versions of this versatile toggle switch. Both include an internal "O" ring for resistance to moisture and other foreign debris. Frame and toggle handle are manufactured from a black, phenolic plastic (flammability rating: UL 94 flame class 94V-1). Terminals are a brass material with all other exterior parts made of brass/bright nickel. CSA and RoHS rated. **Recommended mounting hole: .500" diameter.**



Hardware included
Black knurl nut, hex nut

OEM
Back-up nut assembled only, other hardware poly bagged

Assembled
All hardware assembled on switch



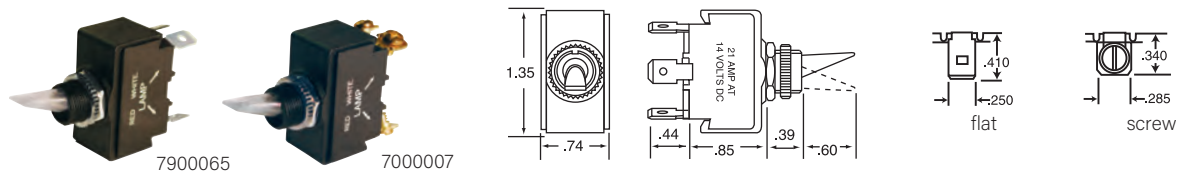
1.800.654.4757
f:1.800.431.1293

| poles | circuit | | | bat handle assembled | wedge handle assembled | ratings |
|----------|---------|-----|------|----------------------|------------------------|--|
| | A | B | C | | | |
| S.P.S.T. | ON | — | OFF | 7000012 | 73305 | 10A @ 277V AC 20A @125V AC 21A @14V DC |
| S.P.D.T. | ON | — | ON | 7000018 | — | |
| S.P.D.T. | ON | — | (ON) | 7000019 | — | |
| S.P.D.T. | ON | OFF | ON | 7000024 | 7000022 | |
| S.P.D.T. | (ON) | OFF | (ON) | 7000026 | 7000023 | |
| D.P.S.T. | ON | — | OFF | 7000030 | — | |
| D.P.D.T. | ON | — | ON | — | 7000054 | |
| D.P.D.T. | ON | OFF | ON | 7000042 | 73150 | |
| D.P.D.T. | (ON) | OFF | (ON) | 7000044* | 73160 | |

() Indicates momentary action **WARNING:** Cancer and Reproductive Harm www.P65Warnings.ca.gov.
Note: All toggles must be installed with a hex nut (provided) behind panel to prevent damage during installation.

Light-duty Toggle Switches

An internal "O" ring helps seal out dust, moisture and other foreign debris. Available in both dependent and independent illumination. RoHS. **Recommended mounting hole: .500" diameter.**



Hardware included
Black knurl nut, black hex nut

| poles | circuit | | | termination | | illumination | ratings |
|----------|---------|---|-----|-------------|---------|----------------------|--------------|
| | A | B | C | .250 flat | screw | | |
| S.P.S.T. | ON | — | OFF | 7900065 | 7000007 | red/dep, white/indep | 21A @ 14V DC |
| S.P.S.T. | ON | — | OFF | 7200025 | — | red/dep | |

Note: All toggles must be installed with a hex nut (provided) behind panel to prevent damage during installation. **WARNING:** Cancer and Reproductive Harm www.P65Warnings.ca.gov.

LED Illuminated Toggle Switches with Wedge Handle

Square tip illuminated LED provides vibrant illumination. Minimum draw requirement for the LED is 20mA at 12V DC. Wire hook-up is made easy by utilizing a standard .250" terminal. Includes knurl nut. RoHS. **Recommended mounting hole: .500" diameter.**



| poles | circuit | | | termination | | illumination | ratings |
|----------|---------|---|-----|-------------|--|--------------|--------------|
| | A | B | C | .250 flat | | | |
| S.P.S.T. | ON | — | OFF | 73050 | | red | 30A @ 12V DC |
| S.P.S.T. | ON | — | OFF | 73055 | | green | |
| S.P.S.T. | ON | — | OFF | 73060 | | blue | |

WARNING: Cancer and Reproductive Harm www.P65Warnings.ca.gov.

LED Toggle Switch with Full Tip Illumination

Full tip illumination of the LED provides vibrant illumination when actuated. Minimum draw requirement for the LED is 20mA at 12V DC. Housing is manufactured from a polycarbonate material with brass terminals. Wire hook-up is made easy by utilizing a standard .250" terminal. The length of the toggle is .966". Includes knurl nut. RoHS.

Recommended mounting hole: .500" diameter.



Scan for pricing or go to www.delcity.net/catalogpricing



| poles | circuit | | | termination | illumination | ratings |
|----------|---------|---|-----|-------------|--------------|--------------|
| | A | B | C | .250 flat | | |
| S.P.S.T. | ON | — | OFF | 73180 | red | 20A @ 12V DC |

⚠ **WARNING:** Cancer and Reproductive Harm www.P65Warnings.ca.gov

LED Illuminated Paddle Switches

Unique design allows for a greater surface area of the actuator to be used. The square tip LED provides a vibrant illumination when actuated. Housing is manufactured from black nylon and easily snaps into place. RoHS. **Recommended mounting hole: .866" diameter.**

www.delcity.net
info@delcity.net



7600500


| poles | circuit | | | termination | number of terminals | illumination | ratings |
|----------|---------|---|-----|-------------|---------------------|--------------|--------------|
| | A | B | C | .250" flat | | | |
| S.P.S.T. | ON | — | OFF | 7600500* | 4 | red | 20A @ 12V DC |
| S.P.S.T. | ON | — | OFF | 7600505* | 4 | green | |

* contains two additional solder terminals

⚠ **WARNING:** Cancer and Reproductive Harm www.P65Warnings.ca.gov

Illuminated Toggle Switches with Extended Duckbill Handle

The translucent colored wedge handle glows from an incandescent bulb when actuated. The .687" handle allows for easy viewing and actuation. Housing is manufactured from a polycarbonate material with brass terminals. Wire hook-up is made easy by utilizing a standard .250" terminal. Includes knurl nut. RoHS. **Recommended mounting hole: .500" diameter.**



73205



73145

| poles | circuit | | | termination | illumination | ratings |
|----------|---------|---|-----|-------------|--------------|--------------|
| | A | B | C | .250 flat | | |
| S.P.S.T. | ON | — | OFF | 73205 | red | 20A @ 12V DC |
| S.P.S.T. | ON | — | OFF | 73215 | green | |
| S.P.S.T. | ON | — | OFF | 73225 | amber | |
| S.P.S.T. | ON | — | OFF | 73235 | blue | |
| S.P.S.T. | ON | — | OFF | 73145* | black | |


* Non-illuminated

⚠ **WARNING:** Cancer and Reproductive Harm www.P65Warnings.ca.gov

LED Illuminated Duckbill Toggle Switches

The translucent colored handle glows from a 100,000 hour LED when actuated. Housing is manufactured from a polycarbonate material with brass terminals. Wire hook-up is made easy by utilizing a standard .250" terminal. Includes knurl nut. RoHS.

Recommended mounting hole: .500" diameter.



76900

| poles | circuit | | | termination | illumination | ratings | handle length |
|----------|---------|---|-----|-------------|--------------|--------------|---------------|
| | A | B | C | .250 flat | | | |
| S.P.S.T. | ON | — | OFF | 76900 | red | 20A @ 12V DC | 0.625" |
| S.P.S.T. | ON | — | OFF | 76000 | red | | 1" |

⚠ **WARNING:** Cancer and Reproductive Harm www.P65Warnings.ca.gov

Illuminated Duckbill Toggle Switches

The translucent colored, duck-billed handle glows from an incandescent bulb when actuated. The .625" handle allows for easy viewing and actuation. Housing is manufactured from a polycarbonate material with brass terminals. Wire hook-up is made easy by utilizing a standard .250" terminal. Includes knurl nut. RoHS.

Recommended mounting hole: .500" diameter.



73176

| poles | circuit | | | termination | illumination | ratings |
|----------|---------|---|-----|-------------|--------------|--------------|
| | A | B | C | .250 flat | | |
| S.P.S.T. | ON | — | OFF | 73174DL | red | 20A @ 12V DC |
| S.P.S.T. | ON | — | OFF | 73176 | amber | |
| S.P.S.T. | ON | — | OFF | 73178 | blue | |
| S.P.S.T. | ON | — | OFF | 73179 | green | |
| S.P.S.T. | ON | — | OFF | 73170DL* | black* | |

* Non-illuminated

⚠ **WARNING:** Cancer and Reproductive Harm www.P65Warnings.ca.gov

LED Illuminated Toggle Switches with Plastic Handle

LED plastic handle toggle switches feature a clearly visible light on the switch lever that provides clarity to the switch actuation of "on" or "off". When Off, the handle illuminates red. When On, the handle illuminates green. LED plastic handle toggle switches provide a new and unique look to an automotive, marine, or industrial application.



| poles | circuit | | | termination .250" flat | actuator color | ratings |
|----------|---------|-----|-----|---------------------------|-------------------|----------------|
| | A | B | C | | | |
| S.P.S.T. | ON | - | OFF | 73071 | Red/Green | 20A @ 12VDC |
| S.P.D.T. | ON | - | ON | 73076 | | |
| S.P.D.T. | ON | OFF | ON | 73081 | | |

WARNING: Cancer and Reproductive Harm www.P65Warnings.ca.gov.



Scan for pricing or go to www.delcity.net/catalogpricing

LED Illuminated Toggle Switches with Bat Handle

LED bat handle toggle switches feature a clearly visible light on the tip of the lever that provides clarity to the switch actuation of "on" or "off". When Off, the handle illuminates red. LED bat handle toggle switches provide a professional look to an automotive, marine, or industrial application.



| poles | circuit | | | termination .250" flat | actuator color | ratings |
|----------|---------|-----|-----|---------------------------|-------------------|----------------|
| | A | B | C | | | |
| S.P.S.T. | ON | - | OFF | 73070 | Red | 20A @ 12VDC |
| S.P.D.T. | ON | - | ON | 73075 | | |
| S.P.D.T. | ON | OFF | ON | 73080 | | |

WARNING: Cancer and Reproductive Harm www.P65Warnings.ca.gov.

1.800.654.4757
f:1.800.431.1293

Cole Hersee Recessed Toggle

Two screw terminals mounted in a recessed plate to protect against wear and accidental switching.



| poles | circuit | | | termination screw | ratings |
|----------|---------|---|----|----------------------|-------------|
| | A | B | C | | |
| S.P.S.T. | OFF | - | ON | 73220 | 10A @ 12VDC |

*Faceplate guard available separately 73221

WARNING: Cancer and Reproductive Harm www.P65Warnings.ca.gov.



Cole Hersee Faceplate Guard



| PN | panel hole | plate dia. | clearance |
|-------|------------|------------|-----------|
| 73221 | 2" | 3-3/16" | 0.890" |

WARNING: Cancer and Reproductive Harm www.P65Warnings.ca.gov.

Turn Signal Switches

Turn signal switches are used for standard applications such as right/left signal indication, some styles offer other functions including: hazard/warning lights, flash-to-pass, marker lamps, and wiper control. All turn signal switches have an 18-bulb capacity for a triple trailer. Can adapt to applications without brake override functions.



790006

| PN | functions | harness |
|--------|---|---------|
| 790001 | Flash-to-Pass and Marker Flash | - |
| 790002 | Universal 7-Wire / 4-Wire with Harness | - |
| 790003 | Universal | 790013 |
| 790004 | Universal with Lift-to-Dim | 790014 |
| 790005 | OEM-Style with Plug-In Harness | - |
| 790006 | OEM-Style with Marker / Flash / Wiper for International | 790016 |

WARNING: Cancer and Reproductive Harm www.P65Warnings.ca.gov.

Rocker Switches

Full Size Rocker Switches

Rocker frame and actuator are manufactured from glass-filled nylon, with the case molded from black nylon (flammability rating: UL 94 flame class 94V-2). Terminals are manufactured from brass material. A secondary gasket is molded into the switch base to provide added moisture and dust resistance. RoHS. **Recommended mounting hole: .830" (+ 0.015) x 1.450" (+ .005).**



Scan for pricing or go to www.delcity.net/catalogpricing

www.delcity.net
info@delcity.net



7700061



73392



7700007

| poles | circuit | | | rocker color or description | termination | | ratings |
|----------|---------|-----|------|-----------------------------|-------------|-----------|---|
| | A | B | C | | .250" flat | screw | |
| S.P.S.T. | ON | - | OFF | black/black | 73391 | 73390DL | 10A @ 277V AC 20A @ 125V AC ¾HP 125-250V AC |
| S.P.S.T. | ON | - | OFF | black/ I O | 7700061 | - | |
| S.P.S.T. | ON | - | OFF | black/red | 8000424 | - | |
| S.P.S.T. | (ON) | - | OFF | black/black | 7700003 | 7700006DL | |
| S.P.S.T. | (ON) | - | OFF | black/ I O | 7700062 | - | |
| S.P.S.T. | (ON) | - | OFF | black/red | 8000425 | - | |
| S.P.D.T. | ON | - | ON | black/black | 7700018 | 7700020DL | |
| S.P.D.T. | ON | - | ON | black/ I O | 7700063 | - | |
| S.P.D.T. | ON | - | ON | black/red | 8000426 | - | |
| S.P.D.T. | ON | OFF | ON | black/black | 7700028 | 7700031DL | |
| S.P.D.T. | ON | OFF | ON | black/ I O | 7700064 | - | |
| S.P.D.T. | ON | OFF | ON | black/red | 7800028 | - | |
| S.P.D.T. | (ON) | OFF | (ON) | black/black | 7700030 | - | |
| D.P.S.T. | ON | - | OFF | black/black | 73392 | 7700015DL | 10A @ 277V AC 20A @ 125V AC 1½HP 125-250V AC |
| D.P.S.T. | ON | - | OFF | black/ I O | 7700065 | - | |
| D.P.S.T. | ON | - | OFF | black/red | 7800092 | - | |
| D.P.D.T. | (ON) | - | OFF | black/black | 7700014DL | - | |
| D.P.D.T. | ON | - | ON | black/black | 7700024 | - | |
| D.P.D.T. | ON | OFF | ON | black/black | 7700044 | 7700048DL | |
| D.P.D.T. | ON | OFF | ON | black/ I O | 7700066 | - | |
| D.P.D.T. | ON | OFF | ON | black/red | 8000427 | - | |
| D.P.D.T. | ON | OFF | (ON) | black/black | 7700045 | - | |
| D.P.D.T. | (ON) | OFF | (ON) | black/black | 7700046 | 7700050 | |
| D.P.D.T. | (ON) | OFF | (ON) | black/ I O | 7700067 | - | |
| D.P.D.T. | (ON) | OFF | (ON) | black/red | 7800046 | - | |
| S.P.S.T. | ON | - | OFF | black/red dot | 7700007 | 73393 | 21A @ 14V DC |
| S.P.S.T. | ON | - | OFF | black/green dot | 7700008DL | 73394 | |
| S.P.S.T. | ON | - | OFF | black/amber dot | 7700009DL | 73395 | |
| S.P.S.T. | (ON) | - | OFF | black/red dot | 7710003 | - | |
| S.P.D.T. | ON | - | ON | black/red dot | 7710018 | - | |
| S.P.D.T. | ON | OFF | ON | black/red dot | 7710028 | - | |

() Indicates momentary action * 7700046 also available with reversing function 7700060

WARNING: Cancer and Reproductive Harm www.P65Warnings.ca.gov.

Euro-Style Full Size Rocker Switches

The wave-like actuator provides a sleek appearance to any application. These switches are water and dust resistant, rated to IP56 NEMA. The nylon 6/6 actuator and frame are designed with a drainage system to help funnel water away from the internal switch components. UL and RoHS. **Recommended mounting hole: .830" (+ 0.015) x 1.450" (+ .005).**



7700300



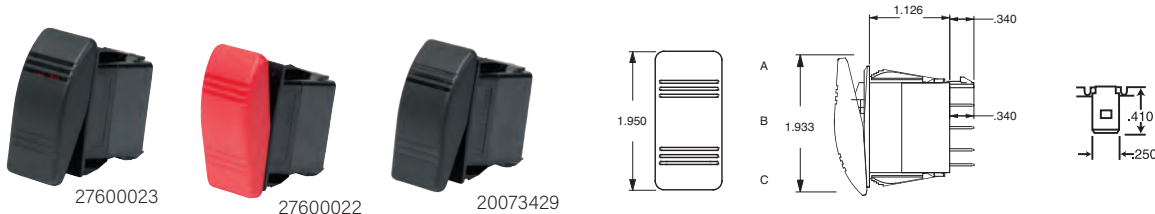
7700400

| poles | circuit | | | rocker color or description | termination .250" flat | number of terminals | ratings |
|----------|---------|-----|------|-----------------------------|------------------------|---------------------|---|
| | A | B | C | | | | |
| S.P.S.T. | ON | - | OFF | black/black | 7700300 | 2 | 16A @ 125V AC 10A @ 277V AC ¾HP 125-277V AC 21A @ 14V DC |
| S.P.S.T. | (ON) | - | OFF | black/black | 7700301 | 2 | |
| S.P.D.T. | ON | - | ON | black/black | 7700302 | 3 | |
| S.P.D.T. | ON | OFF | ON | black/black | 7700303 | 3 | |
| S.P.D.T. | ON | OFF | (ON) | black/black | 7700304 | 3 | |
| S.P.D.T. | (ON) | OFF | (ON) | black/black | 7700305 | 3 | |
| D.P.S.T. | ON | - | OFF | black/black | 7700320 | 4 | |
| D.P.S.T. | (ON) | - | OFF | black/black | 7700321 | 4 | |
| D.P.D.T. | ON | - | ON | black/black | 7700322 | 6 | |
| D.P.D.T. | ON | OFF | ON | black/black | 7700323 | 6 | |
| D.P.D.T. | ON | OFF | (ON) | black/black | 7700324 | 6 | |
| D.P.D.T. | (ON) | OFF | (ON) | black/black | 7700325 | 6 | |
| S.P.S.T. | ON | - | OFF | black/red dot | 7700400 | 3 | 20A @ 12V DC |
| S.P.S.T. | ON | - | OFF | black/amber dot | 7700401 | 3 | |
| S.P.S.T. | ON | - | OFF | black/blue dot | 7700403 | 3 | |
| S.P.S.T. | ON | - | OFF | black/white dot | 7700404 | 3 | |

WARNING: Cancer and Reproductive Harm www.P65Warnings.ca.gov.

V-Series Carling Technologies® Contura III Rocker Switches

Carling Contura III rocker switches are manufactured to the highest standards for the demanding marine and transportation industries. They are designed to last 50,000 to 100,000 electrical cycles and fully tested to environmental, corrosion, temperature, vibration, shock and sealing tests. MIL-Std 202F, MIL-Std 810C, UL 1500/ISO8846, IEC 60529, BS 5490, UV940 flammability rating for switch base. RoHS. **Recommended mounting hole: 0.830" x 1.450".**



Scan for pricing or go to www.delcity.net/catalogpricing

1.800.654.4757
f:1.800.431.1293

| poles | circuit | | | rocker color or description | illumination | termination | number of terminals | ratings |
|----------|---------|-----|------|-----------------------------|--------------|-------------------|---------------------|-----------|
| | A | B | C | | | .250 flat | | |
| S.P.S.T. | ON | - | OFF | black/black | no | 20073280 | 2 | 20A 12VDC |
| S.P.S.T. | (ON) | - | OFF | black/black | | 273421DL | 2 | |
| S.P.S.T. | (ON) | - | OFF | red rocker | | 27600022 | 2 | |
| S.P.D.T. | ON | OFF | ON | black/black | | 273282DL | 2 | |
| S.P.D.T. | (ON) | OFF | (ON) | black/black | | 273424DL | 3 | |
| D.P.D.T. | ON | OFF | ON | black/black | | 20073429 | 6 | |
| D.P.D.T. | (ON) | OFF | (ON) | black/black | | 20073430 | 6 | |
| S.P.S.T. | ON | - | OFF | black/red | yes | 20073432^ | 3 | 20A 12VDC |
| S.P.S.T. | ON | - | OFF | black/red | | 20073281** | 3 | |
| D.P.D.T. | ON | OFF | ON | black/red | | 27600023^ | 7 | |

*illuminated rocker switches are all dependant
** LED
^ incandescent

WARNING: Cancer and Reproductive Harm www.P65Warnings.ca.gov.



Carling V-Series Removal Tool - PN 20001033

Compatible with Carling Contura II, III, IV and V series. Use to remove actuators (20001015 through 20001037) from switch bodies (20001001 through 20001014). Dimensions: 4" x 0.9".

WARNING: Cancer and Reproductive Harm www.P65Warnings.ca.gov.



20001038 20001039

Carling Technologies® Contura Rocker Switch Connector Blocks

Easily install Carling Contura rocker switches with a Contura connector. Select the connector block that matches the configuration of the switch. Metri-Pack 630, tin plated terminals are offered in 10 to 22 gauge to accommodate all wiring applications.

| PN | description | use with |
|-----------------|----------------------------|--|
| 20001038 | VCH, 8 terminal connector | 86000, 86002, 86004, 86006, 86008, 86010 |
| 20001039 | VC1, 10 terminal connector | |

WARNING: Cancer and Reproductive Harm www.P65Warnings.ca.gov.

L-Series Carling Technologies Full Size Rocker Switches

Features IP67 certified sealed front panel components. Fits into standard mounting holes of, 1.734" x .867". The switches are vibration, shock, thermo shock, salt spray, and moisture resistant.



| poles | circuit | | | termination .110" flat | actuator color | ratings |
|----------|---------|-----|------|------------------------|----------------|--|
| | A | B | C | | | |
| S.P.S.T. | ON | - | OFF | 20073391 | black | 20A @ 4-14VDC 15A @ 15-28VDC 15A @ 125VAC 10A @ 250VAC |
| S.P.S.T. | (ON) | - | OFF | 27700003 | black | |
| S.P.D.T. | ON | OFF | ON | 27700028 | black | |
| S.P.D.T. | (ON) | OFF | (ON) | 27700030 | black | |
| D.P.S.T. | ON | - | OFF | 20073392 | black | |
| D.P.D.T. | ON | - | ON | 27700024 | black | |
| D.P.D.T. | ON | OFF | ON | 27700044 | black | |
| D.P.D.T. | (ON) | OFF | (ON) | 27700046 | black | |

WARNING: Cancer and Reproductive Harm www.P65Warnings.ca.gov.

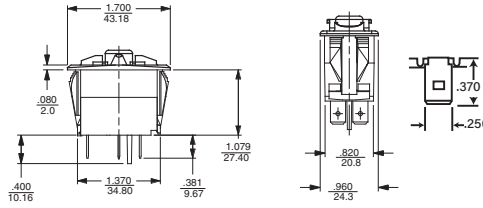
Carling Contura V-Series Switches

Dielectric Strength: 1500V RMS. Insulation Resistance: 50 Megohms. Life: 50,000 - 100,000 cycles circuit dependent. Contacts: Silver alloy, silver tin-oxide, fine silver. Terminals: Brass or copper/silver plated ¼" Quick Connect. Panel Thickness: 0.030" to 0.250" without a gasket. UL and CSA rated. **Recommended Mounting Hole: 1.450" x 0.830"**



Scan for pricing or go to www.delcity.net/catalogpricing

www.delcity.net
info@delcity.net

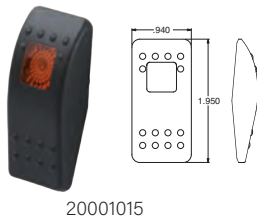


| poles | circuit | | | rocker color | illumination | termination .250" Flat OEM | no. of terminals | ratings |
|----------|---------|-----|------|--------------|----------------|----------------------------|------------------|-------------|
| | A | B | C | | | | | |
| S.P.S.T. | ON | — | OFF | black | 1 incandescent | 20001001 | 3 | 20A @ 12VDC |
| S.P.S.T. | ON | — | OFF | black | 1 LED | 20001002 | 3 | |
| S.P.S.T. | ON | — | OFF | black | — | 20001003 | 2 | |
| S.P.S.T. | (ON) | — | OFF | black | — | 20001004 | 2 | |
| S.P.D.T. | ON | OFF | ON | black | 2 incandescent | 20001005 | 4 | |
| S.P.D.T. | ON | OFF | ON | black | — | 20001006 | 3 | |
| S.P.D.T. | (ON) | OFF | (ON) | black | — | 20001007 | 3 | |
| D.P.S.T. | ON | — | OFF | black | 1 incandescent | 20001008 | 5 | |
| D.P.S.T. | ON | — | OFF | black | — | 20001009 | 4 | |
| D.P.S.T. | (ON) | — | OFF | black | — | 20001010 | 4 | |
| D.P.D.T. | ON | — | ON | black | — | 20001011 | 6 | |
| D.P.D.T. | ON | OFF | ON | black | 2 incandescent | 20001012 | 7 | |
| D.P.D.T. | ON | OFF | ON | black | — | 20001013 | 6 | |
| D.P.D.T. | (ON) | OFF | (ON) | black | — | 20001014 | 6 | |

WARNING: Cancer and Reproductive Harm www.P65Warnings.ca.gov.

Carling V-Series Contura II Actuators

Switch actuators mate with Carling V-Series switch bodies 20001001 - 20001014. Constructed of thermoplastic polycarbonate and are offered with a hard nylon overlay or a "soft-touch" elastomer overlay.



| PN | actuator color | lens color | actuator material |
|----------|----------------|------------|-------------------|
| 20001015 | black | amber | hard plastic |
| 20001016 | red | amber | hard plastic |
| 20001017 | black | green | hard plastic |
| 20001018 | black | red | hard plastic |
| 20001019 | red | 2 red | hard plastic |
| 20001020 | black | 2 red | hard plastic |

| PN | actuator color | lens color | actuator material |
|----------|----------------|------------|-------------------|
| 20001021 | red | red | hard plastic |
| 20001022 | black | blue | hard plastic |
| 20001023 | black | none | hard plastic |
| 20001024 | red | none | hard plastic |
| 20001034 | black | none | soft plastic |
| 20001035 | red | none | soft plastic |

WARNING: Cancer and Reproductive Harm www.P65Warnings.ca.gov.

Carling V-Series Contura III Actuators

Switch actuators mate with Carling V-Series switch bodies 20001001 - 20001014. Constructed of thermoplastic polycarbonate and are offered with a hard nylon overlay or a "soft-touch" elastomer overlay.



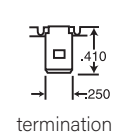
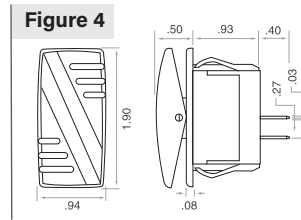
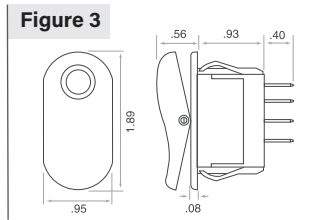
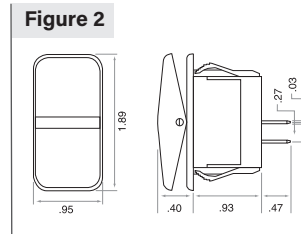
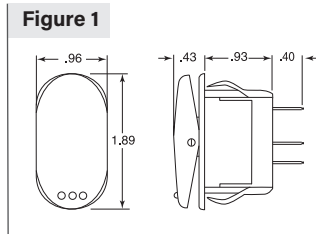
| PN | actuator color | lens color | actuator material |
|----------|----------------|------------|-------------------|
| 20001025 | black | amber | hard plastic |
| 20001026 | black | green | hard plastic |
| 20001027 | black | red | hard plastic |
| 20001028 | red | 2 red | hard plastic |
| 20001029 | black | red | hard plastic |

| PN | actuator color | lens color | actuator material |
|----------|----------------|------------|-------------------|
| 20001030 | black | blue | hard plastic |
| 20001031 | black | none | hard plastic |
| 20001032 | red | none | hard plastic |
| 20001036 | black | none | soft plastic |
| 20001037 | red | none | soft plastic |

WARNING: Cancer and Reproductive Harm www.P65Warnings.ca.gov.

Surf 'N Turf™ Rocker Switches

Each switch is designed to resist both dust and moisture, meets SAE J-1171, UL 1500 requirements and IP 56 rating. UL component rated and RoHS. **Recommended mounting hole: .830" (+ 0.015) x 1.450" (+ .005).**



Scan for pricing or go to www.delcity.net/catalogpricing

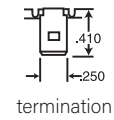
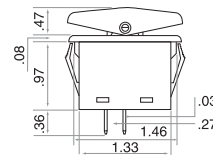
1.800.654.4757
f:1.800.431.1293

| poles | circuit | | | rocker color or description | illumination | termination .250 flat | no. of terminals | switch style | ratings | |
|----------|---------|-----|------|-----------------------------|--------------|-----------------------|------------------|--------------|--|--------------|
| | A | B | C | | | | | | | |
| S.P.S.T. | ON | — | OFF | black / black | no | 73420 | 2 | fig. 1 | 10A @ 250V AC 20A @ 125V AC 21A @ 14V DC | |
| S.P.S.T. | (ON) | — | OFF | black / black | | 73421DL | 2 | fig. 1 | | |
| S.P.S.T. | (ON) | — | OFF | red / black | | 7600022 | 2 | fig. 1 | | |
| S.P.D.T. | ON | OFF | ON | black / black | | 73471 | 3 | fig. 1 | | |
| S.P.D.T. | (ON) | OFF | (ON) | black / black | | 73424DL | 3 | fig. 1 | | |
| S.P.S.T. | ON | — | OFF | black / black | | 7600030 | 2 | fig. 2 | | |
| D.P.S.T. | ON | — | OFF | black / black | | 73427 | 4 | fig. 1 | | |
| D.P.D.T. | ON | — | ON | black / black | | 73428DL | 6 | fig. 1 | | |
| D.P.D.T. | ON | OFF | ON | black / black | | 73429 | 6 | fig. 1 | | |
| D.P.D.T. | (ON) | OFF | (ON) | black / black | | 73430 | 6 | fig. 1 | | |
| S.P.S.T. | ON | — | OFF | red dep | | 73432 | 3 | fig. 1 | | 21A @ 14V DC |
| S.P.S.T. | ON | — | OFF | amber dep | | 73433 | 3 | fig. 1 | | |
| S.P.S.T. | ON | — | OFF | green dep | | 73434 | 3 | fig. 1 | | |
| S.P.D.T. | ON | OFF | ON | red dep/red indep | 73474 | 6 | fig. 1 | | | |
| D.P.S.T. | ON | — | OFF | red dep | 73476 | 5 | fig. 1 | | | |
| D.P.D.T. | ON | — | ON | red dep | 73477 | 6 | fig. 1 | | | |
| D.P.D.T. | ON | OFF | ON | red dep/red dep | 7600023 | 7 | fig. 1 | | | |
| S.P.S.T. | ON | — | OFF | black/red dep | 7600031 | 3 | fig. 2 | | | |
| S.P.D.T. | ON | OFF | ON | black/red dep | 7600033 | 4 | fig. 2 | | | |
| S.P.S.T. | ON | — | OFF | red dep | 7600035 | 3 | fig. 3 | | | |
| D.P.D.T. | ON | OFF | ON | red dep | 7600036 | 7 | fig. 3 | | | |
| S.P.S.T. | ON | — | OFF | red dep | 7600042 | 3 | fig. 4 | | | |
| D.P.D.T. | (ON) | OFF | (ON) | red indep | 7600044 | 8 | fig. 1 | | | |

() Indicates momentary action

Surf 'N Turf™ Guardian Series

Slim design allows for use when space is limited. Base and actuator are manufactured from 6/6 nylon material. IP66 (moisture and dust resistant) rating. RoHS. **Recommended mounting hole: .600" (+ 0.004) x 1.450" (+ .004).**



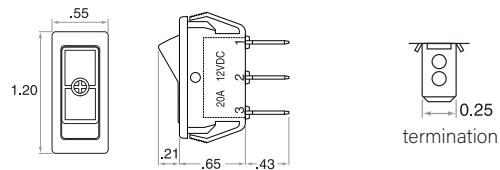
| poles | circuit | | | rocker color or description | termination .250 flat | no. of terminals | ratings |
|----------|---------|-----|------|-----------------------------|-----------------------|------------------|--|
| | A | B | C | | | | |
| S.P.S.T. | ON | — | OFF | black/red dep | 73281* | 3 | 20A @ 14V DC |
| S.P.S.T. | ON | — | OFF | black/black | 73280 | 2 | 18A @ 125V AC 10A @ 250V AC ¾HP@125-250 AC 10A @ 24V DC |
| S.P.S.T. | (ON) | — | OFF | black/red | 73285 | 2 | |
| S.P.D.T. | ON | OFF | ON | black/black | 73282DL | 3 | |
| S.P.D.T. | (ON) | OFF | (ON) | black/black | 73284DL | 3 | |

() Indicates momentary action
* illuminated red dependent

WARNING: Cancer and Reproductive Harm www.P65Warnings.ca.gov.

Snap-in Rocker Switch

Ideal standard rocker switch for all of your DC applications. These two position switches are manufactured from black nylon material and are illuminated in the "ON" position. RoHS. **Recommended mounting hole: .500" x 1.000"**.



Scan for pricing or go to www.delcity.net/catalogpricing

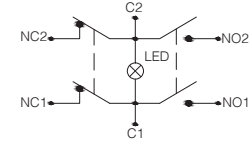
www.delcity.net
info@delcity.net

| poles | circuit | | | termination .250" flat | rocker color or description | ratings |
|----------|---------|---|-----|---------------------------|--------------------------------|--------------|
| | A | B | C | | | |
| S.P.S.T. | ON | — | OFF | 73355DL | red | 20A @ 12V DC |
| S.P.S.T. | ON | — | OFF | 73365 | green | |
| S.P.S.T. | ON | — | OFF | 73375 | amber | |
| S.P.S.T. | ON | — | OFF | 73385 | blue | |

WARNING: Cancer and Reproductive Harm www.P65Warnings.ca.gov.

Medium Size Rocker Switches

Lanboo Rocker Switches are normally open normally closed illuminated LED switches. They are designed to last 50,000 mechanical cycles. The actuator comes in a black, golden, or silver option with pull silk effect. For proper operation of the LED, one circuit of the switch has to be powered and the other circuit has to be ground. These switches are IP67/IK08 rated.



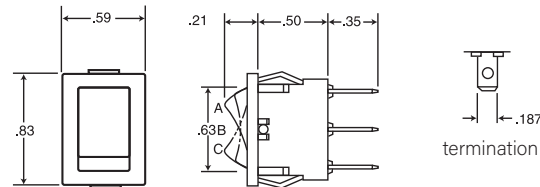
| circuit | | | termination .250" flat | rocker color or description | ratings |
|---------|---|----|---------------------------|-----------------------------------|-------------|
| A | B | C | | | |
| NO | - | NC | 7330012 | black/red | 12VDC @ 16A |
| NO | - | NC | 7330018 | black/green | |
| NO | - | NC | 7330016 | black/blue | |
| NO | - | NC | 7330014 | black/yellow | |
| NO | - | NC | 7330112 | golden/red | |
| NO | - | NC | 7330118 | golden/green | |

| circuit | | | termination .250" flat | rocker color or description | ratings |
|---------|---|----|---------------------------|-----------------------------------|-------------|
| A | B | C | | | |
| NO | - | NC | 7330116 | golden/blue | 12VDC @ 16A |
| NO | - | NC | 7330114 | golden/yellow | |
| NO | - | NC | 7330212 | silver/red | |
| NO | - | NC | 7330218 | silver/green | |
| NO | - | NC | 7330216 | silver/blue | |
| NO | - | NC | 7330214 | silver/yellow | |

WARNING: Cancer and Reproductive Harm www.P65Warnings.ca.gov.

Mini Rocker Switches

Choose from non-illuminated and illuminated versions. The small footprint is ideal when space is limited. Materials: case and rocker are Zytel 101. RoHS. **Recommended mounting hole: fits .520"x .776"**.



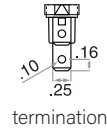
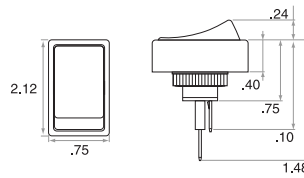
| poles | circuit | | | termination .250" flat | illumination | rocker color or description | ratings |
|----------|---------|-----|------|---------------------------|--|--------------------------------|---|
| | A | B | C | | | | |
| S.P.S.T. | ON | — | OFF | 7500002 | no | black | 16A @ 125V AC 1/3HP 10A @ 250V AC 1/2HP |
| S.P.D.T. | ON | — | ON | 7500005 | | | |
| S.P.D.T. | ON | OFF | ON | 7500006 | | | |
| S.P.D.T. | (ON) | OFF | (ON) | 7500007 | | | |
| D.P.S.T. | ON | — | OFF | 7500008 | | | 6A @ 250V AC 12A @ 125V AC 1/2HP 125-250V AC |
| D.P.D.T. | ON | — | ON | 7500009 | | | |
| D.P.D.T. | ON | OFF | ON | 7500010 | | | |
| D.P.D.T. | (ON) | OFF | (ON) | 7500011 | | | |
| S.P.S.T. | ON | — | OFF | 7500004 | high intensity neon with 1/4 watt 33 k ohm resistor, w/10,000 hour life | red dep | 16A @ 125V AC 1/3HP 10A @ 250V AC 1/2HP |
| S.P.S.T. | ON | — | OFF | 7500013 | | red dep | 10A @ 12V DC |

() Indicates momentary action

WARNING: Cancer and Reproductive Harm www.P65Warnings.ca.gov.

Rectangle Face, Round Hole Rocker Switch

The rectangle design allows for a seamless and uniform look when installed. RoHS. Recommended mounting hole: .500" diameter.



Scan for pricing or go to www.delcity.net/catalogpricing

1.800.654.4757
f:1.800.431.1293

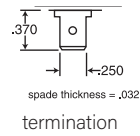
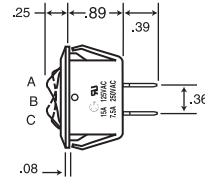
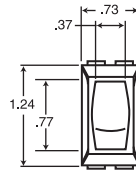
| poles | circuit | | | termination .250" flat | rocker color or description | ratings |
|----------|---------|---|-----|---------------------------|--------------------------------|--------------|
| | A | B | C | | | |
| S.P.S.T. | ON | — | OFF | 73310 | black | 30A @ 12V DC |
| S.P.S.T. | ON | — | OFF | 73312DL | red | |
| S.P.S.T. | ON | — | OFF | 73314 | amber | |
| S.P.S.T. | ON | — | OFF | 73316 | blue | |
| S.P.S.T. | ON | — | OFF | 73318 | green | |

⚠ WARNING: Cancer and Reproductive Harm www.P65Warnings.ca.gov.

Appliance Rocker Switches

Choose from both illuminated and non-illuminated styles. Manufactured from a durable, black nylon material with the lighted version having an actuator made from a translucent polycarbonate material. The terminals are brass, with the contacts being either copper or silver-plated copper alloy. UL, CSA and RoHS rated.

Recommended mounting hole: .550" x 1.125", and panel thickness of .025" to .170".

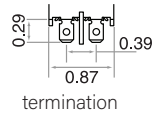
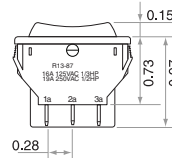
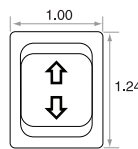


| poles | circuit | | | termination .250 flat | illumination | rocker color or description | ratings |
|----------|---------|-----|-----|--------------------------|--|--------------------------------|--------------------------------|
| | A | B | C | | | | |
| S.P.S.T. | ON | — | OFF | 7400001 | no | black | 10A @ 250V AC 16A @ 125V AC |
| S.P.S.T. | ON | — | OFF | 7400015 | | black/on off | |
| S.P.D.T. | ON | — | ON | 7400005 | | black | |
| S.P.D.T. | ON | OFF | ON | 7400006 | | black | |
| S.P.S.T. | ON | — | OFF | 7400011 | LED | red dep LED dot | 20A @ 12V DC |
| S.P.S.T. | ON | — | OFF | 7400500 | | red LED dot | |
| S.P.S.T. | ON | — | OFF | 7400515 | | green LED dot | |
| S.P.S.T. | ON | — | OFF | 7400525 | | amber LED dot | |
| S.P.S.T. | ON | — | OFF | 7400002 | high intensity neon with ¼ watt 22 K ohm resistor, w/10,000 hour life | green dep | 10A @ 250V AC 16A @ 125V AC |
| S.P.S.T. | ON | — | OFF | 7400003 | | amber dep | |
| S.P.S.T. | ON | — | OFF | 7400004 | | red dep | |

⚠ WARNING: Cancer and Reproductive Harm www.P65Warnings.ca.gov.

Window Momentary Switch

Can be used for door locks, power windows or electronic antennas. Switch easily and quickly snaps into mounting hole. Recommended mounting hole: .875" x 1.187".



| poles | circuit | | | termination .187" flat | rocker color or description | ratings |
|----------|---------|-----|------|---------------------------|--------------------------------|--|
| | A | B | C | | | |
| D.P.D.T. | (ON) | OFF | (ON) | 73553DL | black, white arrow | 20A @ 12V DC 16A @ 125V AC ½HP 10A @ 250V AC ½HP |

() Indicates momentary action

⚠ WARNING: Cancer and Reproductive Harm www.P65Warnings.ca.gov.

Modular Brackets

Can be assembled in countless configurations to meet your switch needs. Manufactured to accommodate our Full Size Rocker Series and Surf 'N Turf™ Sealed Rockers. Creating your own switch panel has never been easier.



Scan for pricing or go to www.delcity.net/catalogpricing

www.delcity.net
info@delcity.net




Figure 1

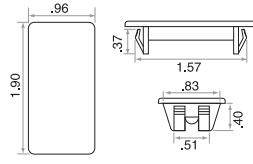


Figure 2

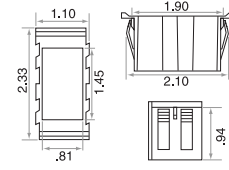


Figure 3

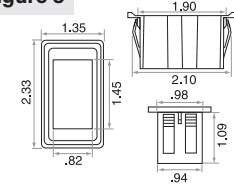
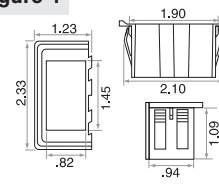


Figure 4



| PN | description | figure |
|---------|-----------------------|--------|
| 8000203 | rocker panel plug | 1 |
| 8000204 | middle rocker panel | 2 |
| 8000205 | single rocker bracket | 3 |
| 8000206 | end rocker panel | 4 |

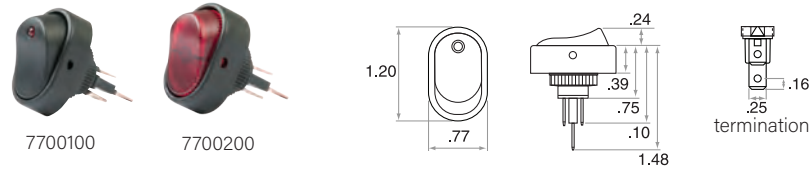
WARNING: Cancer and Reproductive Harm www.P65Warnings.ca.gov.

Round Hole Rocker Switches

Oval Face, Round Hole Rocker Switch

Housing and actuator are manufactured from nylon material for durability. RoHS.

Recommended mounting hole: .500" diameter.



| poles | circuit | | | termination .250" flat | illumination | rocker color or description | ratings |
|----------|---------|---|-----|---------------------------|--------------|--------------------------------|--------------|
| | A | B | C | | | | |
| S.P.S.T. | ON | — | OFF | 7700100 | LED | red dot | 30A @ 12V DC |
| S.P.S.T. | ON | — | OFF | 7700110 | | amber dot | |
| S.P.S.T. | ON | — | OFF | 7700115 | | blue dot | |
| S.P.S.T. | ON | — | OFF | 7700200* | | full face red | |

WARNING: Cancer and Reproductive Harm www.P65Warnings.ca.gov.

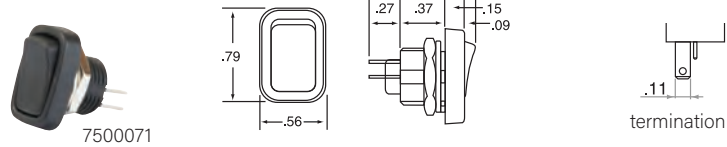


Scan for pricing or go to www.delcity.net/catalogpricing

1.800.654.4757
f:1.800.431.1293

Rectangle Face, Round Hole Rocker Switch

Specially designed for compact space. Black nylon housing (UL Flame: 94V-2). **Recommended mounting hole: .480" diameter.**



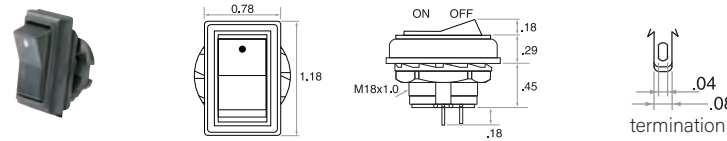
| poles | circuit | | | termination .110" flat | rocker color or description | ratings |
|----------|---------|---|-----|---------------------------|--------------------------------|------------------------------|
| | A | B | C | | | |
| S.P.S.T. | ON | — | OFF | 7500071 | black | 3A @ 250A AC 6A @ 125A AC |
| D.P.S.T. | ON | — | OFF | 7500073 | black | |

WARNING: Cancer and Reproductive Harm www.P65Warnings.ca.gov.

Rectangle Face, Round Hole Rocker Switch

Dust resistant black nylon housing (UL Flame: 94V-2) with back-up nut design. Connection points are silver plated brass.

Recommended mounting hole: .708" diameter.



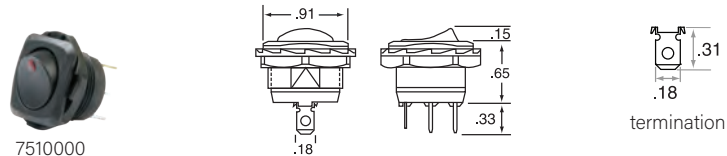
| poles | circuit | | | termination .110" flat | rocker color or description | ratings |
|----------|---------|---|-----|---------------------------|--------------------------------|------------------------------|
| | A | B | C | | | |
| S.P.S.T. | ON | — | OFF | 7100006 | black, white dot | 6A @ 125V AC 3A @ 250V AC |

WARNING: Cancer and Reproductive Harm www.P65Warnings.ca.gov.

Square Face, Round Hole Rocker Switches

Manufactured from nylon material (UL Flame: flammability rating 94V-2) and comes with a back-up nut for secure panel mounting.

Recommended mounting hole: .787" diameter.



| poles | circuit | | | termination .187" flat | illumination | rocker color or description | ratings |
|----------|---------|---|-----|---------------------------|--------------|--------------------------------|--------------|
| | A | B | C | | | | |
| S.P.S.T. | ON | — | OFF | 7510000 | LED | red dot | 20A @ 14V DC |
| S.P.S.T. | ON | — | OFF | 7510005 | | amber dot | |
| S.P.S.T. | ON | — | OFF | 7510010 | | green dot | |

WARNING: Cancer and Reproductive Harm www.P65Warnings.ca.gov.

Square Face, Round Hole Rocker Switches

Manufactured from nylon material (UL Flame: flammability rating 94V-2) and comes with a back-up nut for secure panel mounting.

Recommended mounting hole: .787" diameter.



Scan for pricing or go to www.delcity.net/catalogpricing

www.delcity.net
info@delcity.net

| poles | circuit | | | termination .187" flat | illumination | rocker color or description | ratings |
|----------|---------|-----|-----|---------------------------|---|-----------------------------|--|
| | A | B | C | | | | |
| S.P.S.T. | ON | — | OFF | 7500015 | no | black | 10A @ 250V AC 16A @ 125V AC 10A @ 12V DC |
| S.P.S.T. | ON | — | OFF | 7900017 | | black, white dot | |
| S.P.S.T. | ON | — | OFF | 7500074 | | black/red | |
| S.P.D.T. | (ON) | — | OFF | 7500075 | | black | |
| S.P.D.T. | ON | — | ON | 7900070 | | black | |
| S.P.D.T. | ON | OFF | ON | 7900071 | | black | |
| S.P.S.T. | ON | — | OFF | 7500090 | additional terminal for 2.2V LED illumination | red rect | 10A @ 250V AC 16A @ 125V AC |
| S.P.S.T. | ON | — | OFF | 7500092 | green rect | | |
| S.P.S.T. | ON | — | OFF | 7500087 | incandescent bulb | red dot | |
| S.P.S.T. | ON | — | OFF | 7500089 | incandescent bulb | green dot | |

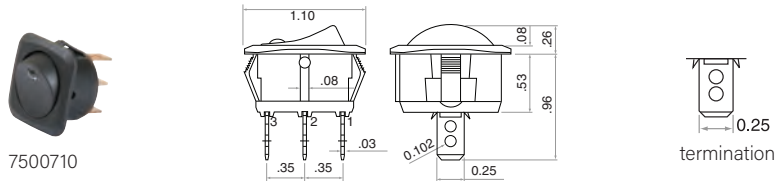
() Indicates momentary action

WARNING: Cancer and Reproductive Harm www.P65Warnings.ca.gov.

Square Face, Round Hole Snap-in Rocker Switches

Installation is easy with the snap-in design. Manufactured from nylon material for added durability.

Recommended mounting hole: .945" diameter.

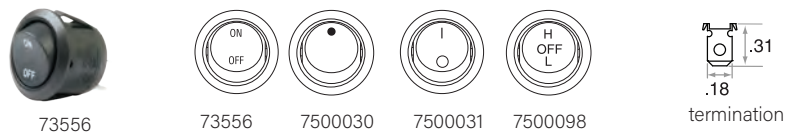


| poles | circuit | | | termination .250" flat | rocker color or description | ratings |
|----------|---------|---|-----|---------------------------|-----------------------------|--------------|
| | A | B | C | | | |
| S.P.S.T. | ON | — | OFF | 7500700 | red dot | 25A @ 12V DC |
| S.P.S.T. | ON | — | OFF | 7500705 | amber dot | |
| S.P.S.T. | ON | — | OFF | 7500710 | blue dot | |
| S.P.S.T. | ON | — | OFF | 7500715 | green dot | |

WARNING: Cancer and Reproductive Harm www.P65Warnings.ca.gov.

Round Rocker Switches

.187" silver-plated brass terminals with nylon frame (flammability: UL 94V-2). .79" diameter mounting hole. **Recommended mounting hole: .795" diameter.**



| poles | circuit | | | termination .187" flat | rocker color or description | ratings |
|----------|---------|-----|-----|---------------------------|-----------------------------|--------------------------------|
| | A | B | C | | | |
| S.P.S.T. | ON | — | OFF | 73556 | On-Off | 6A @ 250V AC 10A @ 125V AC |
| S.P.S.T. | ON | — | OFF | 7500030 | white dot | |
| S.P.S.T. | ON | — | OFF | 7500031 | I O | |
| D.P.D.T. | ON | OFF | ON | 7500098 | H-OFF-L | 10A @ 250V AC 16A @ 125V AC |

WARNING: Cancer and Reproductive Harm www.P65Warnings.ca.gov.

Round Hole Rocker Switches

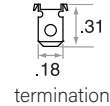
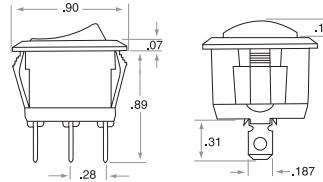
Compatible with a wide range of standard panel cutouts. Non-illuminated and AC and DC illuminated switches. Qualified with several international approvals. The housing is manufactured from nylon (flammability rating: UL 94V-2) with silver-plated brass terminals. CSA rated. **Recommended mounting hole: .795" diameter.**



7500076



7500036



Scan for pricing or go to www.delcity.net/catalogpricing

1.800.654.4757
f:1.800.431.1293

| poles | circuit | | | termination .187" flat | illumination | rocker color or description | ratings |
|----------|---------|---|-----|---------------------------|---|-----------------------------|-------------------------------|
| | A | B | C | | | | |
| S.P.S.T. | ON | — | OFF | 7500076* | additional terminal for 2.2V LED illumination | red rect | 6A @ 250V AC 10A @ 125V AC |
| S.P.S.T. | ON | — | OFF | 7500077* | | amber rect | |
| S.P.S.T. | ON | — | OFF | 7500078* | | green rect | |
| S.P.S.T. | ON | — | OFF | 7500079* | | blue rect | |
| S.P.S.T. | ON | — | OFF | 7500036 | LED | red | 20A @ 14V DC |
| S.P.S.T. | ON | — | OFF | 7500037 | incandescent | amber | |
| S.P.S.T. | ON | — | OFF | 7500038 | LED | green | |
| S.P.S.T. | ON | — | OFF | 7500039 | LED | blue | |

WARNING: Cancer and Reproductive Harm www.P65Warnings.ca.gov.

Round Hole Rocker Switches

Compatible with a wide range of standard panel cutouts. Choose from both non-illuminated and AC illuminated switches. The housing is manufactured from nylon (flammability rating: UL 94V-2) with silver plated brass terminals. CSA rated. **Recommended mounting hole: .795" diameter.**



7500020



7500066

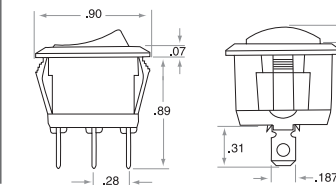


7500025

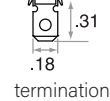
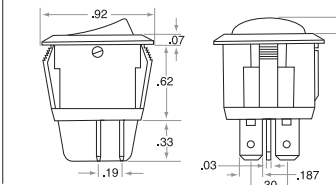


7520005

single pole



double pole



| poles | circuit | | | termination .187" flat | illumination | rocker color or description | ratings | |
|----------|---------|-----|------|---------------------------|--------------|-----------------------------|---|--|
| | A | B | C | | | | | |
| S.P.S.T. | ON | — | OFF | 7500020 | no | black | 6A @ 250V AC 10A @ 125V AC 10A @ 12V DC | |
| S.P.S.T. | ON | — | OFF | 7500066 | | black/red | | |
| S.P.S.T. | ON | — | OFF | 7500050 | | white | | |
| S.P.D.T. | (ON) | — | OFF | 7500067 | | black | | |
| S.P.D.T. | ON | — | ON | 7500021 | | black | | |
| S.P.D.T. | ON | OFF | ON | 7500022 | | black | | |
| S.P.D.T. | (ON) | OFF | (ON) | 7500023 | | black | | |
| D.P.D.T. | ON | OFF | ON | 7500026 | | black | | 10A @ 250V AC 16A @ 125V AC 10A @ 12V DC |
| D.P.D.T. | (ON) | OFF | (ON) | 7500027 | | black | | |
| S.P.S.T. | ON | — | OFF | 7500025 | | incandescent | | red |
| S.P.S.T. | ON | — | OFF | 7500028 | amber | | | |
| S.P.S.T. | ON | — | OFF | 7500029 | green | | | |
| S.P.S.T. | ON | — | OFF | 7520000 | LED | red dot | 20A @ 14V DC | |
| S.P.S.T. | ON | — | OFF | 7520005 | | amber dot | | |
| S.P.S.T. | ON | — | OFF | 7520010 | | blue dot | | |
| S.P.S.T. | ON | — | OFF | 7520015 | | green dot | | |

() Indicates momentary action

WARNING: Cancer and Reproductive Harm www.P65Warnings.ca.gov.

Rotary Switches



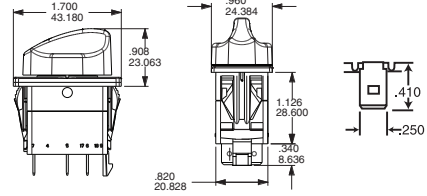
Scan for pricing or go to www.delcity.net/catalogpricing

www.delcity.net
info@delcity.net



Carling V-Series Contura Rotary Switches

Features an innovative PC board that supports the LED and surface mount resistors; and IP67 sealing protection above panel by utilizing LED and actuator stem seals. Dielectric Strength: 1500 Volts RMS. Insulation Resistance: 50 Megohms. Mechanical Life: 100,000 Cycles Maintained Circuits; 50,000 Cycles Momentary Circuits. Terminals: .250" Quick Connect. Materials: Base (Polyester, PBT), Bracket (Nylon 66, PA), Knob (Polybutylene Terephthalate, PBT), Lens (Polycarbonate, PC), Connector (Nylon 66, PA). Flammability: Exceeds FVMSS 302 Requirements, Exterior Components, UL 94 V-2 or Better Interior Components, UL 94 HB or Better. Ingress Rating: IP67. **Recommended mounting hole: Front Panel Snap-In: 1.450" x 0.83". Panel Thickness: 0.030" - 0.187".**



| poles | circuit | | | rotary color | termination OEM .250" Flat | number of terminals | ratings |
|----------|---------|------|------|-------------------|----------------------------|---------------------|-------------|
| | A | B | C | | | | |
| D.P.S.T | ON | NONE | OFF | red/black | 20001100 | 7 | 20A @ 12VDC |
| D.P.S.T | ON | NONE | OFF | black/black | 20001101 | 4 | |
| D.P.D.T. | ON | NONE | ON | red & green/black | 20001103 | 9 | |
| D.P.D.T. | ON | NONE | ON | black/black | 20001104 | 6 | |
| D.P.D.T. | ON | OFF | ON | red/black | 20001105 | 5 | |
| D.P.D.T. | ON | OFF | ON | black/black | 20001106 | 6 | |
| D.P.D.T. | (ON) | OFF | (ON) | black/black | 20001107 | 6 | |
| D.P.D.T. | (ON) | OFF | (ON) | red/black | 20001108 | 9 | |

WARNING: Cancer and Reproductive Harm www.P65Warnings.ca.gov.



Cole Hersee Reversing Switches

For forward/reverse operation of a motor by spring returning to OFF from both ON positions. Made for Up/Down, Left/Right, In/Out, or Rotate/Counter-rotate. Typical applications include controlling tailgates, winches, and snowplows.



7300000

| circuit | | | terminal | handle | PN | ratings |
|---------|-----|------|----------|--------|---------|-----------------------------|
| A | B | C | | | | |
| (REV) | OFF | (ON) | 4-screw | lever | 7300000 | 15A IGN, 5A START @ 6-36VDC |

WARNING: Cancer and Reproductive Harm www.P65Warnings.ca.gov.



Cole Hersee Electronic Dimmer Switches

Electronic dimmer switches are used to change the intensity of panel or interior lighting within a vehicle. Switches are made from a zinc diecast case, and feature a black plastic knob with a metal insert and set screw. The knob is printed with the SAE variable symbol. For use in 12VDC negative ground systems.



734310

| PN | wires | rating |
|--------|---|--------------------------|
| 734310 | 3 wire leads & Delphi (Packard) connector | 4A @ 12VDC (14.7VDC MAX) |
| 734311 | 2 wire leads & AMP connector | 6A @ 12VDC (14.7VDC MAX) |
| 734312 | 2 wire leads | 7A @ 12VDC (14.7VDC MAX) |

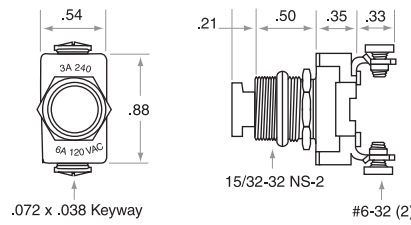
WARNING: Cancer and Reproductive Harm www.P65Warnings.ca.gov.

Push-Button Switches

Push-Button Switches

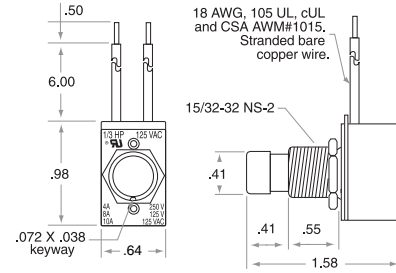
Choose from a variety of colors, termination styles and actuations. The frames are manufactured steel with a bright nickel plating, with the base being a black phenolic plastic. The actuator is a black Zytel and all other external parts are brass/bright nickel. UL component and CSA rated. **Recommended mounting hole: .500" diameter.**

Figure 1



SPECIFICATIONS:
3A/240V AC
6A/120V AC

Figure 2



SPECIFICATIONS:
3A/240V AC 3/4 HP 125V AC
6A/120V AC 10A/125V AC


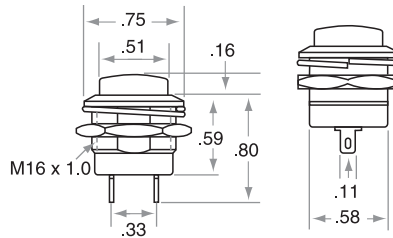


Figure 3



Recommended mounting hole:
.625" dia.
8A/125V AC
4A/250V AC



Scan for pricing or go to www.delcity.net/catalogpricing

1.800.654.4757
f:1.800.431.1293

| poles | circuit | | | .250" flat | | screw | | description | switch style | ratings |
|----------|---------|---|-------|------------|-----------|---------|-----------|-------------|--------------|------------------------------|
| | A | B | C | OEM | assembled | OEM | assembled | | | |
| S.P.S.T. | OFF | — | ON | — | — | — | 7100010 | black | fig. 2 | 4A @ 250V AC 8A @ 125V AC |
| S.P.S.T. | OFF | — | ON | — | — | — | 7100014 | chrome | fig. 2 | 1/3 HP 125V AC |
| S.P.S.T. | OFF | — | (ON) | 7100001 | — | — | — | red | fig. 1 | 3A @ 240V AC 6A @ 120V AC |
| S.P.S.T. | OFF | — | (ON) | 7100002 | 7100003 | — | — | black | fig. 1 | |
| S.P.S.T. | OFF | — | (ON) | 7100011 | — | — | — | white | fig. 1 | |
| S.P.S.T. | ON | — | (OFF) | — | 7100004 | — | — | red | fig. 1 | 3A @ 277V AC 6A @ 120V AC |
| S.P.S.T. | OFF | — | (ON) | — | — | 7100005 | — | red | fig. 3 | 3A @ 250V AC 6A @ 125V AC |

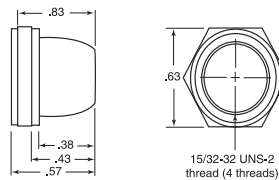
() Indicates momentary action

WARNING: Cancer and Reproductive Harm www.P65Warnings.ca.gov.

Push-Button Boot - PN 7900002


The boot is designed to work with #7100001 through 7100004 and 7100011. Temperature rating of -40°C to 110°C (-40°F to 230°F).

WARNING: Cancer and Reproductive Harm www.P65Warnings.ca.gov.



Non-illuminated Push-Button Round Hole Switch

The housing is manufactured from black, Bakelite material. Choose from four different colors. **Recommended mounting hole: .500" diameter.**



| poles | circuit | | | termination .110" flat | actuator color | ratings |
|----------|---------|---|-----|---------------------------|-------------------|--------------------------------------|
| | A | B | C | | | |
| S.P.S.T. | (ON) | — | OFF | 73911 | black | 1.5A @ 250V AC 3A @ 125V AC |
| S.P.S.T. | (ON) | — | OFF | 73912 | blue | |
| S.P.S.T. | (ON) | — | OFF | 73913 | red | |
| S.P.S.T. | (ON) | — | OFF | 73915 | yellow | |
| S.P.S.T. | ON | - | OFF | 73951 | black | |
| S.P.S.T. | ON | - | OFF | 73952 | red | |

() Indicates momentary action

WARNING: Cancer and Reproductive Harm
www.P65Warnings.ca.gov.

Push-Button Horn Switch

Momentary push-button switch is designed for operating horns and sirens. Easy installation with two screw mounting and wire hook-up. Housing is made from chrome-plated brass with black plastic for the actuator. Overall length: 2.625". Mounting length: 2.225". **Recommended mounting length: 2.063".**



| poles | circuit | | | termination screw mount | ratings |
|----------|---------|---|-----|----------------------------|--------------|
| | A | B | C | | |
| S.P.S.T. | (ON) | — | OFF | 73465 | 15A @ 12V DC |

() Indicates momentary action

WARNING: Cancer and Reproductive Harm
www.P65Warnings.ca.gov.

Hi-Amp Push-Button Switch

Features die cast construction with silver/copper contacts for long life. The rubber boot provides protection from dust, debris and moisture. The mounting stem has 5/8" 32 UNS for panels up to .500" thick. IP66 rated. **Recommended mounting hole: .625" diameter.**



| poles | circuit | | | PN | term. | cap style/ color | ratings |
|----------|---------|---|-----|-------|-------|---------------------|-----------------|
| | A | B | C | | | | |
| S.P.S.T. | (ON) | - | OFF | 73475 | screw | std/black | 50A @ 12V DC |
| S.P.S.T. | (ON) | - | OFF | 73472 | screw | std/red | 60A @ 12VDC |
| S.P.S.T. | (ON) | - | OFF | 73473 | screw | extended/ black | |
| S.P.S.T. | (ON) | - | OFF | 73478 | screw | none/black | |
| S.P.S.T. | (ON) | - | OFF | 73479 | pin | std/black | |
| S.P.S.T. | (ON) | - | OFF | 73481 | stud | std/black | |

() Indicates momentary action

WARNING: Cancer and Reproductive Harm
www.P65Warnings.ca.gov.

Push-Button Universal Door

Universal momentary door jamb switches are typically used with vehicle doors. Other applications include alarms, hoods, or trunks. The switch is Off when the plunger is depressed, and spring returns to On.



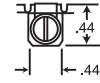
| poles | circuit | | | PN | circuit | terminal | ratings |
|----------|---------|---|----|-------|---------|--------------------|---------------|
| | A | B | C | | | | |
| S.P.S.T. | (OFF) | - | ON | 72961 | single | 1 female bullet | 5A @ 12VDC |

() Indicates momentary action

WARNING: Cancer and Reproductive Harm
www.P65Warnings.ca.gov.

Push-Pull Switch

Extra heavy-duty, 2 position switch. The rugged die cast housing provides strength and durability to fit numerous applications. The chrome plated handle finishes off a professional look. Handle length: .678". **Recommended mounting hole: .468" diameter.**

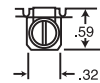


| poles | circuit | | | termination screw mount | ratings |
|----------|---------|---|-----|----------------------------|----------------|
| | A | B | C | | |
| S.P.S.T. | ON | — | OFF | 73165 | 75A @ 6-28V DC |

WARNING: Cancer and Reproductive Harm
www.P65Warnings.ca.gov.

Push-Pull Switch

Heavy-duty, 2 position switch. Housing is manufactured from brass material. The chrome plated handle offers a professional look. The extended handle allows installation in up to 1" panel thickness. Overall length: 3.125", width: .375", stem length: 1.250". **Recommended mounting hole: .375"**



| poles | circuit | | | termination screw mount | ratings |
|----------|---------|---|-----|----------------------------|-----------------------------|
| | A | B | C | | |
| S.P.S.T. | ON | — | OFF | 73405 | 15A @ 12V DC 25A @ 6V DC |

WARNING: Cancer and Reproductive Harm
www.P65Warnings.ca.gov.



Scan for pricing or go to www.delcity.net/catalogpricing

www.delcity.net
info@delcity.net

Push-Button Switch

Insulated type, push-button starter and horn switches. The 73495 features a moisture and dust-proof rubber cap. Both can be mounted through panels up to 1" thick. The 73485 comes with chrome-plated, brass face nut and back-up nut. Overall length: 2.875", and width: .875". **Recommended mounting hole: .625" diameter.**



| poles | circuit | | | termination screw mount | actuator color | ratings |
|----------|---------|---|-----|-------------------------|----------------|--------------|
| | A | B | C | | | |
| S.P.S.T. | (ON) | — | OFF | 73495 | black | 25A @ 6V DC |
| S.P.S.T. | (ON) | — | OFF | 73485 | chrome | 15A @ 12V DC |

() Indicates momentary action

WARNING: Cancer and Reproductive Harm
www.P65Warnings.ca.gov.

Sealed Push-Button Switches

Sealed Push Button switches are waterproof, with a rating up to IP65. The frame is a black Nylon 6/6, and the actuator is a red PC clear material. Switches also include a black silicone waterproof sealing. LED illumination color is red. Switches are available in either a momentary or latching actuation. Rated to 20K cycle electrical life. Operating Temperature: -13°F to 185°F (-25°C to 85°C).



| poles | circuit | | | termination .110" flat | actuator color | ratings |
|----------|---------|---|------|------------------------|----------------|-------------|
| | A | B | C | | | |
| S.P.S.T. | OFF | - | (ON) | 7100008 | red | 10A @ 14VDC |
| S.P.S.T. | OFF | - | ON | 7100013 | red | |

() Indicates momentary action

WARNING: Cancer and Reproductive Harm
www.P65Warnings.ca.gov.



Scan for pricing or go to www.delcity.net/catalogpricing

1.800.654.4757
f:1.800.431.1293

Blue Sea Systems Push Button Switches

These Blue Sea Systems Push Button Backlight Switches are great for use in all marine applications. IP67 rated - dust tight and protection against the effects of immersion in water between 15cm and 1m for 30 minutes. Five ICON labels included: Accessory, Lights, Anchor Light, Running Light, and Bilge Pump. Temperature Range: -4°F to 131°F (-20°C to 55°C). Mounting Hole: 7/8" (22mm). IP67 Rated. The icon labels are used on Backlit Push Button Switches, which glow blue when OFF and red when turned ON. Waterproof adhesive for longevity in wet environments.



| circuit | | | PN | ratings |
|---------|---|------|-------|--------------|
| A | B | C | | |
| OFF | - | ON | 73944 | 15A @ 12V DC |
| OFF | - | (ON) | 73945 | |

() Indicates momentary action

WARNING: Cancer and Reproductive Harm
www.P65Warnings.ca.gov.

| PN | accessory |
|-------|-----------------------|
| 73946 | 50 labels - label kit |

WARNING: Cancer and Reproductive Harm
www.P65Warnings.ca.gov.



Scan for pricing or go to www.delcity.net/catalogpricing

www.delcity.net
info@delcity.net

Anti-Vandal

Anti-Vandal switches are a multi-use pushbutton switch style that, while common in industrial applications, can provide a unique solution for automotive applications. Stainless steel body sealed to an IP65 rating. Available in different terminal options, ratings, illuminations, and actuations. Use with pin terminal connection cable **73900**.



| circuit | | | termination | | illumination | ratings |
|---------|---|-----|-------------|-------|--------------|-----------------------------|
| A | B | C | screw | pin | | |
| ON | - | OFF | 73924 | 73921 | red ring | 5A @ 25 0VAC, 5A @ 30VDC |
| ON | - | OFF | 73925 | 73922 | blue ring | |
| ON | - | OFF | 73926 | 73923 | green ring | |
| (ON) | - | OFF | 73934 | 73931 | red ring | |
| (ON) | - | OFF | 73935 | 73932 | blue ring | |
| (ON) | - | OFF | 73936 | 73933 | green ring | |

() Indicates momentary action

WARNING: Cancer and Reproductive Harm www.P65Warnings.ca.gov.

Low Current Anti Vandal

Feature a unique snap action, compact design making them still suitable for small spaces. They feature a stainless steel body, and they are sealed to an IP65 rating. Switches are non-illuminated, but available in both a momentary and latching actuation.



| poles | circuit | | | quick connect tab | description | ratings |
|----------|---------|---|-----|-------------------|---------------------------------|----------------------------------|
| | A | B | C | | | |
| S.P.S.T. | ON | - | OFF | 73927 | normally open | 0.6A @ 125VDC, 0.3A @ 250VDC, |
| S.P.S.T. | ON | - | OFF | 73928 | normally closed | |
| S.P.D.T. | ON | - | OFF | 73929 | normally open / normally closed | |
| S.P.S.T. | (ON) | - | OFF | 73937 | normally open | |
| S.P.S.T. | (ON) | - | OFF | 73938 | normally closed | |
| S.P.D.T. | (ON) | - | OFF | 73939 | normally open / normally closed | |

() Indicates momentary action

WARNING: Cancer and Reproductive Harm www.P65Warnings.ca.gov.

Anti-Vandal 12" Connection Cable

300 mm (12") cable that connects to the back of the pin terminal anti-vandal switches. It uses 0.8 mm 2/ 18g cables that comply with ISO/ABYC. The end is stripped wire for easy connection. Housing Material: PC Black. Cable: 5 x 1.0 Red, Green, Blue, White, and Black Color.



| PN | description | terminal |
|-------|------------------|----------|
| 73900 | connection cable | pin |

WARNING: Cancer and Reproductive Harm www.P65Warnings.ca.gov.

Cole Hersee Foot-Operated Headlamp Switches

Headlamp dimmer switches are SPDT, ON-ON. They work with a depress-release for low beam, and the same for high beam. These switches have a diecast metal housing for corrosion resistance, and they have moisture-repellent insulators. They are available for through or on-floor mount options, with screw or blade terminals, and in varying stem sizes to meet your application's needs.

NEW



| poles | circuit | | | terminal | stem dia. | mount | PN |
|----------|---------|---|----|--------------------------------|----------------------------------|---------------|--------|
| | A | B | C | | | | |
| S.P.D.T. | ON | - | ON | pvc coated case & 3 wire leads | 2 ⁷ / ₃₂ " | through-floor | 734210 |
| S.P.D.T. | ON | - | ON | 3 screw terminals | 2 ⁷ / ₃₂ " | through-floor | 734212 |
| S.P.D.T. | ON | - | ON | 3 blade terminals | 1- ³ / ₄ " | on-floor | 734211 |

WARNING: Cancer and Reproductive Harm www.P65Warnings.ca.gov.



7400211

Switch Connector Harness pn- 7400211

WARNING: Cancer and Reproductive Harm www.P65Warnings.ca.gov.

Cole Hersee Backup Switch

Uses a ball actuator, and has two screw terminals. Switch mounts on vehicle transmission.



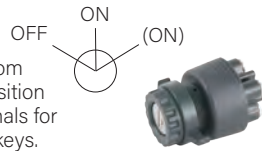
| poles | description | terminals | PN | rating |
|----------|---|-----------|--------|-------------|
| S.P.S.T. | Normally Off - On When Depressed - Spring Return to Off | 2-screw | 734110 | 20A @ 12VDC |

WARNING: Cancer and Reproductive Harm www.P65Warnings.ca.gov.

Ignition Switches

3-Position Keyed Ignition Switch

Starter switch is manufactured from black PBT for durability. The 4 position switch has standard screw terminals for easy hook-up and comes with 2 keys.



| circuit | | | | stud size .438 | ratings |
|---------|----|------|---|-------------------|--------------|
| A | B | C | D | | |
| OFF | ON | (ON) | - | 73463 | 15A @ 12V DC |

() Indicates momentary action

WARNING: Cancer and Reproductive Harm
www.P65Warnings.ca.gov.



Cole Hersee 3-Position Keyed Ignition

73463 is manufactured from black PBT, and 73464 is manufactured with a plated steel body. Switches have standard screw terminals for easy hook-up and come with 2 keys.



| circuit | | | terminal | PN | ratings |
|---------|----|-------------|----------|-------|---------------------------|
| A | B | C | | | |
| OFF | ON | (IGN/START) | 4-screw | 73463 | 15A @ 12VDC |
| OFF | ON | (IGN/START) | 3-screw | 73464 | 10A IGN, 5A START @ 12VDC |

WARNING: Cancer and Reproductive Harm
www.P65Warnings.ca.gov.



Cole Hersee 2-Position Keyed Ignition Switch

Compact and universal ignition switch designed for general purpose applications. It is zinc diecast and mounts through a panel.




| circuit | | terminals | PN | ratings |
|---------|-------------|-----------|--------|-------------|
| A | B | | | |
| OFF | (IGN/START) | 2-screw | 734410 | 10A @ 12VDC |

WARNING: Cancer and Reproductive Harm
www.P65Warnings.ca.gov.

4-Position Keyed Ignition Switch

Starter switch is manufactured from plated steel for long life and durability. The 4 position switch has standard screw terminals for easy hook-up and comes with 2 keys.



Recommended mounting hole: .750" diameter.

| circuit | | | | stud size .438 | ratings |
|---------|-----|-----|---------|-------------------|--------------|
| A | B | C | D | | |
| ACC | OFF | RUN | (START) | 73455DL | 30A @ 12V DC |

() Indicates momentary action

WARNING: Cancer and Reproductive Harm
www.P65Warnings.ca.gov.



Cole Hersee Marine Keyed Ignition

Plastic case and stem with a PVC boot for additional protection. It has three nickel-silver screw terminals. Mounting stem fits panels up to 7/8" thick, with a 7/8" dia hole.



| circuit | | | terminal | PN | ratings |
|---------|----|-------------|----------|--------|-----------------------------|
| A | B | C | | | |
| OFF | ON | (IGN/START) | 3-screw | 734460 | 15A IGN, 5A START @ 6-36VDC |

WARNING: Cancer and Reproductive Harm
www.P65Warnings.ca.gov.



Scan for pricing or go to www.delcity.net/catalogpricing

1.800.654.4757
f:1.800.431.1293

Cole Hersee 4-Position Keyed Ignition Switches

Heavy duty, general purpose, metal body ignition switches have a zinc housing and mount through a panel. They are applicable for several different applications and are available in different styles including screw and blade terminals and an anti-restart function.



Scan for pricing or go to www.delcity.net/catalogpricing

www.delcity.net
info@delcity.net



734441



734451

| position | circuit | | | | anti-restart | terminals | PN | ratings |
|----------|---------|---------|-------------|-------------|--------------|-----------|---------|-------------------------------------|
| | A | B | C | D | | | | |
| 3 | OFF | IGN/ACC | (IGN/START) | - | YES | 4-screw | 734441 | 30A ACC, 10A IGN, 10A START @ 12VDC |
| 3 | OFF | IGN/ACC | (IGN/START) | - | YES | 4-screw | 734442* | 10A ACC, 10A IGN, 5A START @ 12VDC |
| 3 | OFF | IGN/ACC | (IGN/START) | - | YES | 5-screw | 734440 | |
| 4 | ACC | OFF | IGN/ACC | (IGN/START) | - | 4-blade | 734452 | 30A ACC, 20A IGN, 10A START @ 12VDC |
| 4 | ACC | OFF | IGN/ACC | (IGN/START) | - | 5-screw | 734453 | 10A ACC, 10A IGN, 5A START @ 12VDC |

WARNING: Cancer and Reproductive Harm www.P65Warnings.ca.gov.

* short handle key style



Sealed Keyed Ignition Switches

Two, three and four position sealed key ignition switches are made of thermoplastic and feature an integral sealed Deutsch (DT06-6S)/AT connector (14066100). Sealed areas feature O-rings and ultrasonic welding. Spring return and anti-restart are available on some models. Contacts sealed front and back to IP67. Plastic facenut and nickel-plated brass backing nut. Tested to SAE J259 for ignition switches. Supplied with two matching keys and boot.



| position | circuit | | | | spring return | anti-restart | PN | ratings |
|----------|---------|---------|-----------|-----------|---------------|--------------|-------|--|
| | A | B | C | D | | | | |
| 4P | ACC | OFF | IGN | ACC-START | YES | — | 73486 | 10A @ 12V, 5A @ 24V, 3A @ 36V, 2A @ 48V |
| 4P | ACC | OFF | IGN | ACC-START | YES | YES | 73487 | |
| 3P | OFF | IGN | ACC-START | — | YES | — | 73488 | |
| 3P | OFF | IGN | ACC-START | — | YES | YES | 73489 | |
| 3P | ACC | OFF | IGN | — | — | — | 73491 | |
| 2P | OFF | IGN/ACC | — | — | — | — | 73492 | |

WARNING: Cancer and Reproductive Harm www.P65Warnings.ca.gov.

Push Button Engine Start Switches

Manufactured with an ABS chrome bezel to provide a unique, custom look. The switches easily mount into a .875" hole with a panel thickness up to .354". Wire connecting is made easy with M4 terminals for optimum connection. Starter solenoid recommended with use. **Recommended mounting hole: .875" diameter.**



73611



73622

| A | circuit | | termination screw mount | description | rating |
|------|---------|-----|-------------------------|--------------------|--------------|
| | B | C | | | |
| (ON) | — | OFF | 73611 | red engine start | 50A @ 12V DC |
| (ON) | — | OFF | 73612 | green engine start | |
| (ON) | — | OFF | 73613 | blue engine start | |
| (ON) | — | OFF | 73621 | red | |
| (ON) | — | OFF | 73622 | green | |
| (ON) | — | OFF | 73623 | blue | |

WARNING: Cancer and Reproductive Harm www.P65Warnings.ca.gov.

Battery Disconnect Switches

Universal Lanyard Kill Switch

The switch includes 15" resting, 48" working length coil, and weatherproof housing with brass .250" male terminals. The dual circuitry allows for ignition or magneto kill. Can be mounted up to .375" panel thickness. **Recommended mounting hole: .625" diameter.**



| circuit | | | stud size .250" flat | ratings |
|---------|---|-----|-------------------------|--------------|
| A | B | C | | |
| ON | — | OFF | 73459 | 15A @ 12V DC |

WARNING: Cancer and Reproductive Harm
www.P65Warnings.ca.gov.

2-Position Master Battery Disconnect Switch with On/Off Faceplate

Lever operated to disconnect power for the battery circuit only. The alternator or generator field circuit will remain powered. Rated for 1000A in-rush. Mounting stem length: .782". Conforms to UL 558. **Recommended mounting hole: .750" diameter.**



NOTE: On vehicles equipped with an alternator, the engine must be shut-off to avoid potential damage to alternator diode. Instruction sheets are included.

| circuit | | | stud size .375" | ratings |
|---------|---|-----|--------------------|-----------------|
| A | B | C | | |
| ON | — | OFF | 5400 | 180A @ 6-36V DC |

WARNING: Cancer and Reproductive Harm
www.P65Warnings.ca.gov.



Scan for pricing or go to www.delcity.net/catalogpricing

1.800.654.4757
f:1.800.431.1293

Master Disconnect Switch for Batteries

A detachable key allows this waterproof switch to function as a battery disconnect, and a theft deterrent device. The base is manufactured from impact resistant plastic material. UL component rated.



Maximum load (10 seconds):
12 volts, 1000 amps; 24 volts, 500 amps.
Maximum continuous rating:
12 volts, 50 amps; 24 volts, 25 amps.



**Replacement key
PN 8000021**

| circuit | | | stud size .375" | ratings |
|---------|---|-----|--------------------|------------------------------|
| A | B | C | | |
| ON | — | OFF | 79997 | 50A @ 12V DC 25A @ 24V DC |

WARNING: Cancer and Reproductive Harm
www.P65Warnings.ca.gov.

2-Position Heavy-duty Master Disconnect Switch for Batteries

A non-fused current interrupt disconnect switch designed for opening the circuit between a battery and the complete electrical load of a battery-powered system. Vehicle cranking and maximum surge currents to 2,000A based on 20% duty cycle ON times of 5 seconds maximum. Temperature rating of 150°C (302°F) maximum. Ideal for heavy truck applications.



| circuit | | | stud size .500" | ratings |
|---------|---|-----|--------------------|--------------------------------|
| A | B | C | | |
| ON | — | OFF | 79995 | 400A @ 50V AC 400A @ 50V DC |

WARNING: Cancer and Reproductive Harm
www.P65Warnings.ca.gov.

Master Disconnect Switch for Batteries - Easy Fit

Meets ABYC standards for exposed terminals. Can be surface or through panel mounted. With a removable key, can be used as a lockout device. Two .375", tin plated studs for wire hook-up. 5412 is rated 48V DC, 400A intermittent, 1250 cranking. **Dimensions: 2.75" x 2.75" x 4.30"**



| circuit | | | stud size .375" | ratings |
|---------|---|-----|--------------------|---------------|
| A | B | C | | |
| ON | — | OFF | 5412 | 275A @ 48V DC |

WARNING: Cancer and Reproductive Harm
www.P65Warnings.ca.gov.

Master Disconnect Switches for Batteries

Surface or through-panel mounted. Both have tin plated studs for wire mounting (medium-duty studs - .375", heavy-duty studs - .500"). Dimensions: 5413 - 2.75" x 2.75" x 3.00", 5414 - 4.00" x 4.00" x 3.50". 5413 rated for 48V DC, 455A intermittent, 1250A cranking 5414 rated for 48V DC, 800A intermittent, 2500A cranking.



5413



5414

| circuit | | | stud size .375"/.500" | ratings |
|---------|---|-----|--------------------------|---------------|
| A | B | C | | |
| ON | — | OFF | 5413* | 275A @ 48V DC |
| ON | — | OFF | 5414 | 600A @ 48V DC |

* removable key

WARNING: Cancer and Reproductive Harm
www.P65Warnings.ca.gov.



Scan for pricing or go to www.delcity.net/catalogpricing

www.delcity.net
info@delcity.net

Electric Battery Disconnect Switch - Remote

Disconnect power from the comfort of your seat with this remote controlled, ignition protected battery disconnect switch. Ideal to reduce long runs of large cable that can result in voltage drop. Install in any convenient location near the battery and run the 14" lead wire to any remote switch (not included). Features a manual override switch. Rated from 9.5 - 32V DC at 500A continuous, 700A intermittent, 2500A cranking. **Dimensions: 4.00" x 4.00" x 4.20"**



| circuit | | | stud size .375" | ratings |
|---------|---|-----|--------------------|------------------|
| A | B | C | | |
| ON | — | OFF | 5417 | 300A @ 12-24V DC |

⚠ WARNING: Cancer and Reproductive Harm
www.P65Warnings.ca.gov.

Dual Battery Disconnect/ Selector Switch

Allows for selection of either battery, both batteries in parallel, or complete disconnect of both batteries. The Alternator Field Disconnect (AFD) allows selection of any position, including "off" without damaging the alternator or electrical system. Three hole surface mounting.



Diameter: 5.500", height: 2.625".

| circuit | | | | stud size .375 | rating |
|---------|---|------|---|-------------------|--------------------------------------|
| A | B | C | D | | |
| OFF | 1 | BOTH | 2 | 5408 | 230A @ 6-36V DC 345A intermittent |

⚠ WARNING: Cancer and Reproductive Harm
www.P65Warnings.ca.gov.

Battery Disconnect Switch

Most economical switch to disconnect power for the battery circuit. Manufactured from tough, glass-filled polycarbonate material. Three hole surface mounting. Two .375" studs for wire hook-up.



Diameter: 5.500", height: 2.625".

| circuit | | | stud size .375" | ratings |
|---------|---|-----|--------------------|--------------------------------------|
| A | B | C | | |
| ON | — | OFF | 5410 | 230A @ 6-36V DC 345A intermittent |

⚠ WARNING: Cancer and Reproductive Harm
www.P65Warnings.ca.gov.

Heavy-duty Dual Battery Disconnect Switch

Allows for selection of either battery, two batteries in parallel or complete disconnect of both batteries. The Alternator Field Disconnect (AFD) allows selection of any position, including "off", without damaging the alternator or electrical system. Manufactured with a glass-filled polycarbonate case.



Diameter: 5.50", height: 3.50".

| circuit | | | | stud size .625" | rating |
|---------|---|------|---|--------------------|--------------------------------------|
| A | B | C | D | | |
| OFF | 1 | BOTH | 2 | 5404 | 360A @ 6-36V DC 600A intermittent |

⚠ WARNING: Cancer and Reproductive Harm
www.P65Warnings.ca.gov.

Heavy-duty Battery Disconnect Switch

The Alternator Field Disconnect (AFD) allows selection of any position, including "off", without damaging the alternator or electrical system. Manufactured with a glass-filled polycarbonate case.



Diameter: 5.50", height: 3.50".

| circuit | | | stud size .625" | ratings |
|---------|---|-----|--------------------|--------------------------------------|
| A | B | C | | |
| ON | — | OFF | 5406 | 60A @ 6-36V DC 1000A intermittent |

⚠ WARNING: Cancer and Reproductive Harm
www.P65Warnings.ca.gov.

Blue Sea Systems Battery Disconnect Switch

Blue Sea Systems 500 Amp magnetic latching switches provide high amperage switching under load, manually or from remote locations. Manual override knob provides an added level of safety allowing control with or without power and offering LOCKED OFF capability for servicing. Silver alloy contacts provide high reliability for switching live loads. 3/8"-16 tin-plated copper studs for maximum conductivity and corrosion resistance. Minimum Operating Temperature: 140°F (-10°C), Maximum Operating Temperature: 140°F (60°C). CE marked, IP66 Rated, meets ISO 8846 and SAE J1171 Marine external ignition protection requirements.



| circuit | | | PN | color | ratings |
|---------|-----|------|------|-------|---------------|
| A | B | C | | | |
| (ON) | OFF | (ON) | 5450 | black | 500A @ 12V DC |
| ON | — | ON | 5451 | | |

⚠ WARNING: Cancer and Reproductive Harm
www.P65Warnings.ca.gov.

Blue Sea Systems e-Series Battery Switches, 350A

Accepts up to 4/0 AWG battery cables. The studs accept 3/8" (M10) ring terminals and have a 7/8" stud length (22 mm) that can accept multiple cable terminals. 5439 includes Alternator Field Disconnect (AFD) which protects the diodes in the alternator in the event of the switch being switched to the OFF position while the engine is running. Cranking Rating (10 Sec.); 2,000A. Cranking Rating (1 Min.); 1,000A. Intermittent Rating (5 Min.); 600A. Continuous Rating; 350A. 48V DC Maximum. CE marked, ISO 8846, UL listed - UL1107 electrical power switches. Meets ABYC requirements. Meets UL 1500 and SAE J1171 external ignition protection requirements. IP66 rated.



5438

| circuit | | | PN | AFD | color | ratings |
|---------|---|-----|------|-----|-------|---------------|
| A | B | C | | | | |
| ON | — | OFF | 5438 | no | red | 350A @ 48V DC |
| ON | — | OFF | 5439 | yes | red | |

⚠ WARNING: Cancer and Reproductive Harm www.P65Warnings.ca.gov.



Scan for pricing or go to www.delcity.net/catalogpricing

1.800.654.4757
f:1.800.431.1293

Blue Sea Systems m-Series Battery Switches, 300A

The studs accept 3/8" (M10) ring terminals and have a 7/8" stud length (22 mm) that can accept multiple cable terminals. Cranking Rating (10 Sec.); 1,500A. Cranking Rating (1 Min.); 775A. Intermittent Rating (5 Min.); 500A. Continuous Rating: 300A. 48V DC Maximum. CE marked, ISO 8846, UL listed - UL1107 electrical power switches. Meets ABYC requirements. Meets UL 1500 and SAE J1171 external ignition protection requirements. IP66. Replacement removable keys, removable knobs, parallel link bus bars and a switch panel are also available.



5418

| circuit | | | PN | actuation | color | ratings |
|---------|---|-----|------|-----------|-------|---------------|
| A | B | C | | | | |
| ON | — | OFF | 5411 | key | red | 300A @ 48V DC |
| ON | — | OFF | 5416 | key | black | |
| ON | — | OFF | 5418 | key | red | |
| ON | — | OFF | 5419 | key | black | |
| ON | — | OFF | 5420 | knob | red | |
| ON | — | OFF | 5421 | knob | black | |

| PN | accessory | color |
|------|----------------------------------|-------|
| 5428 | replacement key | red |
| 5429 | replacement key | black |
| 5430 | replacement knob | red |
| 5431 | replacement knob | black |
| 5432 | paralleling link bus, 2 per pack | — |
| 5433 | battery switch mounting panel | — |

⚠ WARNING: Cancer and Reproductive Harm www.P65Warnings.ca.gov.

Blue Sea Systems HD Series Battery Switches, 600A

Accepts up to 4/0 AWG battery cables. The studs accept 1/2" (M12) ring terminals and have a 7/8" stud length (22 mm) that can accept multiple cable terminals. Blue Sea Systems one-piece terminal stud design never loosens over time. Tactile indicator conveys knob position by feel. 5442 includes Alternator Field Disconnect (AFD) which protects the diodes in the alternator in the event of the switch being switched to the OFF position while the engine is running. If the AFD is not used to protect the alternator, an LED can be connected to the AFD terminals to indicate when the battery switch is in any position but OFF. Cranking Rating (10 Sec.); 2,750A. Cranking Rating (1 Min.); 1,325A. Intermittent Rating (5 Min.); 900A. Continuous Rating: 600A. 32V DC Maximum. CE marked, ISO 8846, UL listed - UL1107 electrical power switches. Meets ABYC requirements. Meets UL 1500 and SAE J1171 external ignition protection requirements. IP66 rated.



5441

| circuit | | | PN | description | ratings |
|---------|---|-----|------|---|---------------|
| A | B | C | | | |
| ON | — | OFF | 5441 | heavy-duty battery disconnect switch, black | 600A @ 32V DC |
| ON | — | OFF | 5442 | heavy-duty battery disconnect switch, black, with AFD | |

⚠ WARNING: Cancer and Reproductive Harm www.P65Warnings.ca.gov.



Scan for pricing or go to www.delcity.net/catalogpricing

www.delcity.net
info@delcity.net

Blue Sea Systems m-Series Dual Circuit Battery Switches, 300A

The studs accept 3/8" (M10) ring terminals and have a 7/8" stud length (22 mm) that can accept multiple cable terminals. Blue Sea Systems one-piece terminal stud design never loosens over time. Case design allows surface, rear or front panel mounting options. Cranking Rating (10 Sec.); 1,000A. Cranking Rating (1 Min.); 650A. Intermittent Rating (5 Min.); 450A. Continuous Rating: 300A. 32V DC Maximum. CE marked, ISO 8846, UL listed - UL1107 electrical power switches. Meets ABYC requirements. Meets UL 1500 and SAE J1171 external ignition protection requirements. Replacement removable knobs and switch panel are available. IP66 rated.



5424

| circuit | | | PN | actuation | color | ratings |
|---------|---|-----|------|-----------|-------|---------------|
| A | B | C | | | | |
| ON | — | OFF | 5424 | knob | red | 300A @ 32V DC |
| ON | — | OFF | 5425 | knob | black | |

| PN | accessory | color |
|------|-------------------------------|-------|
| 5430 | replacement knob | red |
| 5431 | replacement knob | black |
| 5433 | battery switch mounting panel | — |

⚠ WARNING: Cancer and Reproductive Harm www.P65Warnings.ca.gov.

Blue Sea Systems e-Series Dual Circuit Battery Switch, 350A

The studs accept 3/8" (M10) ring terminals and have a 7/8" stud length (22 mm) that can accept multiple cable terminals. Blue Sea Systems one-piece terminal stud design never loosens over time. Case design allows surface or rear panel mounting options. Cranking Rating (10 Sec.); 1,000A. Cranking Rating (1 Min.); 750A. Intermittent Rating (5 Min.); 525A. Continuous Rating: 350A. 32V DC Maximum. CE marked, ISO 8846, UL listed - UL1107 electrical power switches. Meets ABYC requirements. Meets UL 1500 and SAE J1171 external ignition protection requirements. IP66 rated.



5434

| circuit | | | PN | color | ratings |
|---------|---|-----|------|-------|---------------|
| A | B | C | | | |
| ON | — | OFF | 5434 | red | 350A @ 32V DC |

⚠ WARNING: Cancer and Reproductive Harm www.P65Warnings.ca.gov.

Blue Sea Systems e-Series Dual Circuit Plus Battery Switch, 350A

They CANNOT be used to switch positive and negative conductors because of the combine feature. They feature tin-plated copper studs for maximum conductivity and corrosion resistance. The studs accept 3/8" (M10) ring terminals and have a 7/8" stud length (22 mm) that can accept multiple cable terminals. Case design allows surface or rear panel mounting options. Cranking Rating (10 Sec.); 1,000A. Cranking Rating (1 Min.); 750A. Intermittent Rating (5 Min.); 525A. Continuous Rating: 350A. 32V DC Maximum. CE marked, ISO 8846, UL listed - UL1107 electrical power switches. Meets ABYC requirements. Meets UL 1500 and SAE J1171 external ignition protection requirements. IP66 rated.



5435

| circuit | | | PN | color | ratings |
|---------|---|-----|------|-------|---------------|
| A | B | C | | | |
| ON | — | OFF | 5435 | red | 350A @ 32V DC |

⚠ WARNING: Cancer and Reproductive Harm www.P65Warnings.ca.gov.

Blue Sea Systems m-Series Dual Circuit Battery Switches, 300A

They CANNOT be used to switch positive and negative conductors because of the combine feature. They feature tin-plated copper studs for maximum conductivity and corrosion resistance. The studs accept 3/8" (M10) ring terminals and have a 7/8" stud length (22 mm) that can accept multiple cable terminals. Cranking Rating (10 Sec.); 1,000A. Cranking Rating (1 Min.); 650A. Intermittent Rating (5 Min.); 450A. Continuous Rating: 300A. 32V DC Maximum. CE marked, ISO 8846, UL listed - UL1107 electrical power switches. Meets ABYC requirements. Meets UL 1500 and SAE J1171 external ignition protection requirements. Replacement removable knobs and switch panel are available. IP66 rated.



5426

| circuit | | | PN | color | ratings |
|---------|---|-----|------|-------|---------------|
| A | B | C | | | |
| ON | — | OFF | 5426 | red | 300A @ 32V DC |
| ON | — | OFF | 5427 | black | |

| PN | accessory | color |
|------|-------------------------------|-------|
| 5430 | replacement knob, red | red |
| 5431 | replacement knob, black | black |
| 5433 | battery switch mounting panel | — |

⚠ WARNING: Cancer and Reproductive Harm www.P65Warnings.ca.gov.

Blue Sea Systems m-series 3 Position Battery Switches, 300A

These three position Blue Sea Systems battery switches offer 300 Amps for outboards and small gasoline or diesel engines. These switches switch isolated battery banks to all loads or combines battery banks to all loads and feature tin-plated copper studs for maximum conductivity and corrosion resistance. The studs accept 3/8" (M10) ring terminals and have a 7/8" stud length (22 mm) that can accept multiple cable terminals. Blue Sea Systems one-piece terminal stud design never loosens over time. One-piece stainless flange nuts ensure safe and secure connections. Isolating cover with three snap-in side pieces protects rear contacts and allows easy wire access in any direction. Case design allows surface, rear or front panel mounting options. Cranking Rating (30 sec.): 900A. Intermittent Rating (5 Min.) 500A. CE marked, ISO 8846, UL listed - UL1107 electrical power switches. Meets ABYC requirements. Meets IP66, UL 1500 and SAE J1171 external ignition protection requirements.



5448

| circuit | | | PN | color | ratings |
|---------|---|-----|------|-------|---------------|
| A | B | C | | | |
| 1 | 2 | OFF | 5448 | red | 300A @ 32V DC |
| 1 | 2 | OFF | 5449 | black | |

WARNING: Cancer and Reproductive Harm www.P65Warnings.ca.gov.



Scan for pricing or go to www.delcity.net/catalogpricing

1.800.654.4757
f:1.800.431.1293

Blue Sea Systems e-Series 3 Position Battery Switch, 350A

The studs accept 3/8" (M10) ring terminals and have a 7/8" stud length (22 mm) that can accept multiple cable terminals. Includes Alternator Field Disconnect (AFD) which protects the diodes in the alternator in the event of the switch being switched to the OFF position while the engine is running. If the AFD is not used to protect the alternator, an LED can be connected to the AFD terminals to indicate when the battery switch is in any position but OFF. Cranking Rating (10 Sec.); 2,000A. Cranking Rating (1 Min.); 1,000A. Intermittent Rating (5 Min.); 600A. Continuous Rating: 350A. 32V DC Maximum. CE marked, ISO 8846, UL listed - UL1107 electrical power switches. Meets ABYC requirements. Meets UL 1500 and SAE J1171 external ignition protection requirements. IP66 rated.



5440

| circuit | | | PN | AFD | color | ratings |
|---------|-----|---|------|-----|-------|---------------|
| A | B | C | | | | |
| 1 | OFF | 2 | 5440 | yes | red | 350A @ 32V DC |

WARNING: Cancer and Reproductive Harm www.P65Warnings.ca.gov.

Blue Sea Systems HD Series 3 Position Battery Switch, 600A

The studs accept 1/2" (M12) ring terminals and have a 7/8" stud length (22 mm) that can accept multiple cable terminals. Accepts up to 4/0 AWG battery cables. Includes Alternator Field Disconnect (AFD) which protects the diodes in the alternator in the event of the switch being switched to the OFF position while the engine is running. If the AFD is not used to protect the alternator, an LED can be connected to the AFD terminals to indicate when the battery switch is in any position but OFF. Cranking Rating (10 Sec.); 2,750A. Cranking Rating (1 Min.); 1,150A. Intermittent Rating (5 Min.); 700A. Continuous Rating: 500A. 32V DC Maximum. CE marked, ISO 8846, UL listed - UL1107 electrical power switches. Meets ABYC requirements. Meets UL 1500 and SAE J1171 external ignition protection requirements. IP66 rated.



5445

| circuit | | | PN | AFD | color | ratings |
|---------|-----|---|------|-----|-------|---------------|
| A | B | C | | | | |
| 1 | OFF | 2 | 5445 | AFD | black | 500A @ 32V DC |

WARNING: Cancer and Reproductive Harm www.P65Warnings.ca.gov.

Blue Sea Systems m-Series 4 Position Battery Switches, 300A

The studs accept 3/8" (M10) ring terminals and have a 7/8" stud length (22 mm) that can accept multiple cable terminals. Cranking Rating (10 Sec.); 1,500A. Cranking Rating (1 Min.); 775A. Intermittent Rating (5 Min.); 500A. Continuous Rating: 300A. 32V DC Maximum. CE marked, ISO 8846, UL listed - UL1107 electrical power switches. Meets ABYC requirements. Meets UL 1500 and SAE J1171 external ignition protection requirements. Replacement removable knobs and switch panel are also available. IP66 rated.



5422

| circuit | | | | PN | actuation | color | ratings |
|---------|---|------|---|------|-----------|-------|---------------|
| A | B | C | D | | | | |
| OFF | 1 | BOTH | 2 | 5422 | knob | red | 300A @ 32V DC |
| OFF | 1 | BOTH | 2 | 5423 | knob | black | |

| PN | accessory | color |
|------|-------------------------------|-------|
| 5430 | replacement knob, red | red |
| 5431 | replacement knob, black | black |
| 5433 | battery switch mounting panel | — |

WARNING: Cancer and Reproductive Harm www.P65Warnings.ca.gov.

Blue Sea Systems e-Series 4 Position Battery Switches, 350A

The studs accept 3/8" (M10) ring terminals and have a 7/8" stud length (22 mm) that can accept multiple cable terminals. Accepts up to 4/0 AWG battery cables. Part number 5437 includes Alternator Field Disconnect (AFD) which protects the diodes in the alternator in the event of the switch being switched to the OFF position while the engine is running. If the AFD is not used to protect the alternator, an LED can be connected to the AFD terminals to indicate when the battery switch is in any position but OFF. Cranking Rating (10 Sec.); 2,000A. Cranking Rating (1 Min.); 1,000A. Intermittent Rating (5 Min.); 600A. Continuous Rating: 350A. 32V DC Maximum. CE marked, ISO 8846, UL listed - UL1107 electrical power switches. Meets ABYC requirements. Meets UL 1500 and SAE J1171 external ignition protection requirements. IP66 rated.



Scan for pricing or go to www.delcity.net/catalogpricing



5436

| circuit | | | | PN | AFD | color | ratings |
|---------|---|------|---|------|-----|-------|---------------|
| A | B | C | D | | | | |
| OFF | 1 | BOTH | 2 | 5436 | no | red | 350A @ 32V DC |
| OFF | 1 | BOTH | 2 | 5437 | yes | | |

WARNING: Cancer and Reproductive Harm www.P65Warnings.ca.gov.

www.delcity.net
info@delcity.net

Blue Sea Systems HD Series 4 Position Battery Switches, 500A

The studs accept 1/2" (M12) ring terminals and have a 7/8" stud length (22 mm) that can accept multiple cable terminals. Accepts up to 4/0 AWG battery cables. 5444 includes Alternator Field Disconnect (AFD) which protects the diodes in the alternator in the event of the switch being switched to the OFF position while the engine is running. If the AFD is not used to protect the alternator, an LED can be connected to the AFD terminals to indicate when the battery switch is in any position but OFF. Cranking Rating (10 Sec.); 2,750A. Cranking Rating (1 Min.); 1,150A. Intermittent Rating (5 Min.); 700A. Continuous Rating: 500A. 32V DC Maximum. CE marked, ISO 8846, UL listed - UL1107 electrical power switches. Meets ABYC requirements. Meets UL 1500 and SAE J1171 external ignition protection requirements. IP66 rated.



5443

| circuit | | | | PN | description | ratings |
|---------|---|------|---|------|--|---------------|
| A | B | C | D | | | |
| OFF | 1 | BOTH | 2 | 5443 | heavy-duty 4 position battery switch, black | 500A @ 32V DC |
| OFF | 1 | BOTH | 2 | 5444 | heavy-duty 4 position battery switch with AFD, black | |

WARNING: Cancer and Reproductive Harm www.P65Warnings.ca.gov.

Add-A-Battery Kits

Blue Sea Systems Add-A-Battery kits include a Dual Circuit Plus™ Battery Switch and an Automatic Charging Relay. These components simplify switching and automate charging, so that all you have to do is turn the battery switch ON when you board and OFF when you leave. Adding a second battery prevents getting stranded with a dead battery by isolating the start battery from the house loads that can quickly discharge a battery. The Add-A-Battery kits offer a simple way to control switching the Dual Circuit Plus™ Battery Switch and automatically shares a single source of charging between two batteries with the Automatic Charging Relay.



5446

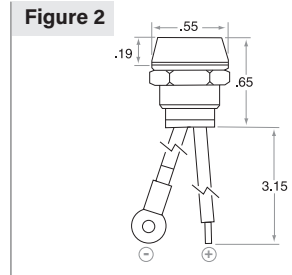
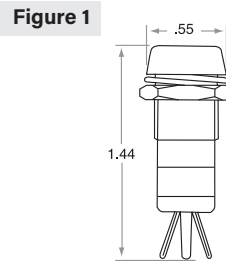
| PN | description | battery switch | relay |
|------|-------------|----------------|-------|
| 5446 | 65A Kit | 5426 | 75981 |
| 5447 | 120A Kit | 5435 | 75983 |

WARNING: Cancer and Reproductive Harm www.P65Warnings.ca.gov.

Indicator Lights

LED Indicator Lights

Manufactured with a chrome housing and nylon base. Temperature rating of 85°C (185°F). Leaded version comes with 24 AWG wire. **Recommended mounting hole: .438" diameter.**



Scan for pricing or go to www.delcity.net/catalogpricing

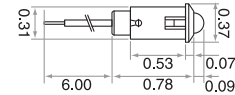
1.800.654.4757
f:1.800.431.1293

| color | illumination style | termination | PN | figure drawing | ratings |
|-------|--------------------|-------------|---------|----------------|---------------|
| red | non-flashing | .250" tabs | 73396 | fig. 1 | 15mA @ 12V DC |
| amber | non-flashing | .250" tabs | 73397 | fig. 1 | |
| green | non-flashing | .250" tabs | 73398 | fig. 1 | |
| red | non-flashing | lead wire | 73386 | fig. 2 | |
| amber | non-flashing | lead wire | 73387DL | fig. 2 | |
| green | non-flashing | lead wire | 73388DL | fig. 2 | |
| blue | non-flashing | lead wire | 73380 | fig. 2 | |

WARNING: Cancer and Reproductive Harm www.P65Warnings.ca.gov.

LED Pigtail Indicator Lights

The up to 100,000-hour life expectancy of LEDs makes these lights perfect for a variety of DC applications. The small diameter and easy snap-in design allows for an ideal installation when space is limited. Features one red and one yellow 6", 24 gauge lead wire. **Recommended mounting hole: .313" diameter.**

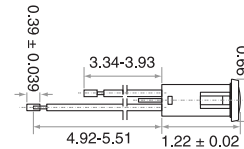


| color | illumination style | termination | PN | ratings |
|-------|--------------------|-------------|-------|--------------|
| red | non-flashing | lead wire | 73581 | 30mA @12V DC |
| amber | non-flashing | lead wire | 73482 | |
| green | non-flashing | lead wire | 73483 | |
| blue | non-flashing | lead wire | 73484 | |

WARNING: Cancer and Reproductive Harm www.P65Warnings.ca.gov.

Pigtail Indicator Lights

The snap-in design makes installation quick and easy. The incandescent lamp provides illumination when power is applied. Features one 3" and one 5" 18 gauge lead wire. **Recommended mounting hole: .500" diameter.**



| color | illumination style | termination | PN | ratings |
|-------|--------------------|-------------|---------|-------------|
| red | non-flashing | lead wire | 73415 | 3A @ 12V DC |
| green | non-flashing | lead wire | 73425DL | |
| amber | non-flashing | lead wire | 73435DL | |
| blue | non-flashing | lead wire | 73445 | |

WARNING: Cancer and Reproductive Harm www.P65Warnings.ca.gov.

Canopy & Lamp Cord Switches



Scan for pricing or go to www.delcity.net/catalogpricing

www.delcity.net
info@delcity.net



7800007



7800010



7800012

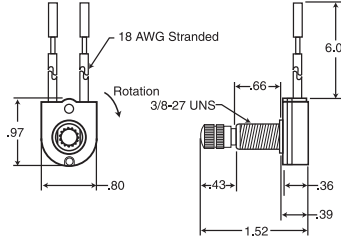
Special Note

Add a **7900021** cloth pull cord to extend pull chain length.

Canopy Switches

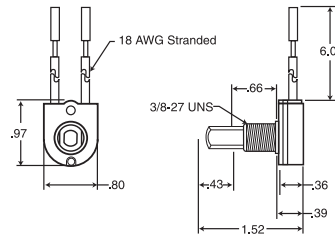
Choose from a variety of styles from pull chains, push-button and rotating actuators. UL component and CSA rated.

Figure 1



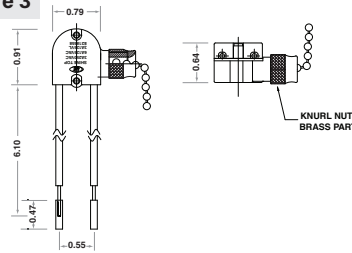
Recommended mounting hole: 1 3/32" dia.
6A/125V AC
3A/250V AC

Figure 2



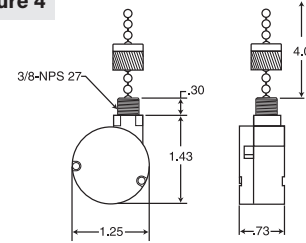
Recommended mounting hole: 1/2" dia.
6A/125V AC
3A/250V AC

Figure 3



Recommended mounting hole: 1 3/32" dia.
6A/125V AC
6A/125 VL
3A/250V AC

Figure 4



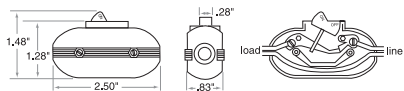
Recommended mounting hole: 1 3/32" dia.
6A/125V AC
6A/125 VL
3A/250V AC

| poles | circuit | | | | actuator description | hardware | PN | figure style |
|----------|---------|----|-----|----|-----------------------|-----------------------------|---------|--------------|
| | A | B | C | D | | | | |
| S.P.S.T. | ON | — | OFF | — | rotary | brass (nut & knob) | 7800007 | fig. 1 |
| S.P.S.T. | ON | — | OFF | — | push-button | brass (nut & knob) | 7800010 | fig. 2 |
| S.P.S.T. | ON | — | OFF | — | push-button | nickel (nut & plastic knob) | 7800013 | fig. 2 |
| S.P.S.T. | ON | — | OFF | — | leaded pull chain | brass (nut & pull chain) | 7800001 | fig. 3 |
| S.P.S.T. | ON | — | OFF | — | leaded pull chain | brass (nut & pull chain) | 7800002 | fig. 3 |
| S.P.S.T. | ON | — | OFF | — | leaded pull chain | nickel (nut & pull chain) | 7800021 | fig. 3 |
| S.P.S.T. | OFF | ON | ON | — | fan pull chain | brass (nut & pull chain) | 7800012 | fig. 4 |
| S.P.3.T. | OFF | ON | ON | ON | fan pull chain | brass (nut & pull chain) | 7800019 | fig. 4 |
| — | — | — | — | — | 6' cotton thread cord | bronze (chain clip & bell) | 7900021 | — |

WARNING: Cancer and Reproductive Harm www.P65Warnings.ca.gov.

Lamp Cord Switch

Constructed of black phenolic, heat resistant material. This switch can be used on SVT 18/2 and SU 18/2 cords only. Temperature rating: -20°C to 85°C (-4°F to 185°F).



| poles | circuit | | | termination screw mount | actuator color | ratings |
|----------|---------|---|-----|-------------------------|----------------|--------------------------------|
| | A | B | C | | | |
| S.P.S.T. | ON | — | OFF | 7900020 | red | 6A @ 250V AC, 10A @ 125V AC |

WARNING: Cancer and Reproductive Harm www.P65Warnings.ca.gov.

Slide Switches

Manufactured with a black Nylon 6/6 actuator and frame, phenolic base, and silver plated brass terminals. Designed to easily install into a panel with snap-in mounting. Operating Temperature: -4°F to 185°F (-20°C to 85°C).



| poles | circuit | | | termination .187" flat | ratings |
|----------|---------|-----|-----|------------------------|------------------------------|
| | A | B | C | | |
| S.P.S.T. | ON | - | OFF | 7400090 | 16A @ 125VAC 10A @ 250VAC |
| S.P.D.T. | ON | OFF | ON | 7400091 | |

WARNING: Cancer and Reproductive Harm www.P65Warnings.ca.gov.

Switch Accessories

Round Hole Rocker Switch Mounting Harness

The harness base is manufactured from a nylon material and easily snaps into place.



| PN | number of terminals | terminal size | switch type | wire length | wire gauge |
|---------|---------------------|---------------|-------------|-------------|------------|
| 7400750 | 3 | .187" | S.P.S.T. | 7" | 16 AWG |

WARNING: Cancer and Reproductive Harm
www.P65Warnings.ca.gov.

Toggle Switch Mounting Harness

Manufactured from a nylon material and easily snaps into place on any .250", 6 terminal, D.P.D.T. toggle switch. The base is pre-wired with 7", red, 16 AWG wire leads.



| PN | number of terminals | terminal size | switch type | wire length | wire gauge |
|---------|---------------------|---------------|-------------|-------------|------------|
| 7400700 | 6 | .250" | D.P.D.T. | 7" | 16 AWG |

WARNING: Cancer and Reproductive Harm
www.P65Warnings.ca.gov.

Round Rocker LED Illuminated Switch Panel, Fused

Vertical or horizontal mounting. All 6 switches are dependent red illuminated. Each switch is pre-wired with a panel-mounted ATC®/ATO® fuse and fuse holder. **Switch panel dimensions: 4.25"W x 4.25"L x 1.00"D**



| poles | circuit | | | PN | ratings |
|----------|---------|---|-----|---------|------------------|
| | A | B | C | | |
| S.P.S.T. | ON | — | OFF | 7500450 | 50A max @ 12V DC |

WARNING: Cancer and Reproductive Harm
www.P65Warnings.ca.gov.

Full Toggle Boots

These tough rubber silicone covers are UV-resistant and protect switches from moisture, dust and dirt. The built-in hex nut base screws onto most toggle switches. Rated for -40°C to 180°C (-40°F to 356°F).



| PN | color |
|---------|-------|
| 73100DL | black |
| 73101 | clear |

WARNING: Cancer and Reproductive Harm
www.P65Warnings.ca.gov.

Toggle Safety Cover

Materials: Base faceplate is black steel; cover is colored urea plastic. Mounting hole accepts all standard on-off toggles with 1½/32" mounting stems.



| PN | color | PN | color |
|-------|-------------|-------|--------------------|
| 73200 | red | 73906 | transparent red |
| 73202 | bright red | 73907 | transparent yellow |
| 73203 | black | 73908 | transparent green |
| 73500 | chrome red | 73909 | transparent blue |
| 73501 | chrome blue | | |

WARNING: Cancer and Reproductive Harm
www.P65Warnings.ca.gov.

6-way Toggle Switch Panel

IP 56 rated switch panel. Toggle boots provide protection of the S.P.S.T., ON-OFF switch from harsh environments. Each switch is pre-wired with ATC®/ATO® fuse and fuse holder.



Switch panel dimensions: 3.75"H x 4.25"W x 2.90"D.

| poles | circuit | | | PN | ratings |
|----------|---------|---|-----|---------|-----------------|
| | A | B | C | | |
| S.P.S.T. | ON | — | OFF | 7200400 | 6x 15A @ 12V DC |

WARNING: Cancer and Reproductive Harm
www.P65Warnings.ca.gov.

On-Off Faceplate & Locating Ring

This ON-OFF faceplate is a replacement for standard on-off switches. The keyway nub locks and orientates faceplate in the proper position. The locating ring is used as an orientation point for the key slot on a toggle switch. Designed for 1½/32" bushing.



| PN | description |
|---------|------------------|
| 7900014 | ON-OFF faceplate |
| 7900016 | locating ring |

WARNING: Cancer and Reproductive Harm
www.P65Warnings.ca.gov.

Half Toggle Boot

This tough rubber silicone cover is UV-resistant and provides protection from moisture, dust and dirt. Rated for -40°C to 180°C (-40°F to 356°F).



| PN | color |
|---------|-------|
| 7900003 | black |

WARNING: Cancer and Reproductive Harm
www.P65Warnings.ca.gov.

3-Way Toggle Safety Panel

Each slot features a keyway notch for easy and proper installation. Flush mounting is made easy with two #4 screw holes.



Dimensions: 4 13/16" L x 2" H x 2" D.

| PN | color |
|---------|--------------|
| 7400300 | black/chrome |

WARNING: Cancer and Reproductive Harm
www.P65Warnings.ca.gov.

Toggle Handle Extension

Manufactured from a hard plastic. It extends the handle to 1-7/8" length, and easily snaps over a straight bat toggle handle.



| PN | color |
|-------|-------|
| 73000 | black |

WARNING: Cancer and Reproductive Harm
www.P65Warnings.ca.gov.



Scan for pricing or go to www.delcity.net/catalogpricing

1.800.654.4757
f:1.800.431.1293

Change Over Relays

Change over relays are used in applications that require Change Over Relays, Normally Open Relays or Normally Closed Relays.



Scan for pricing or go to www.delcity.net/catalogpricing

www.delcity.net
info@delcity.net

INFORMATION

OPERATING CHARACTERISTICS:

Permissible ambient temperature = -40°C to 125°C (-40°F to 257°F)
Mechanical Life-no load = 10,000,000 operations (frequency 18,000 operations/hr)

The following applies for all relays unless otherwise noted:

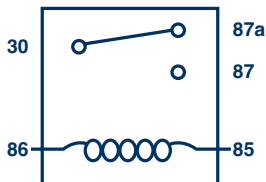
- Operating voltage = 8-16V at 12V; 16-32V at 24V
- Contact voltage drop(1) = Typ. 50mV at 10A
- Insulation resistance(1) = 20MΩ Min. (DC 500V)
- Operate time(1) = 20ms Max.
- Release time(1) = 20ms Max.
- Resistive load N.O. = 50A at 14V DC
- Resistive load N.C. = 30A at 14V DC
- Dielectric strength N.O.(1) = AC 500V, 50/60Hz 1 min
- Dielectric strength N.C.(1) = AC 500V, 50/60Hz 1 min
- Life Expectancy Mechanical = 10,000,000 operations (frequency 18,000 operations/hr)
- Life Expectancy Electrical = 100,000 operations (frequency 1,200 operations/hr)

A change over relay switches current from one user to another. Change over relays are used for switching from one horn to the fan, from forward to backward movement of the sliding roof, from opening to closing electrically operated windows and for two-stage uses such as fans and some rear window heating systems.

Change Over Relay Wiring

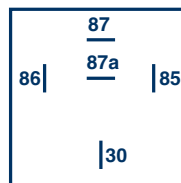
Inside A Relay

If we were to open a standard relay, you would see an electromagnet coil, the contacts, and a spring. The spring holds the contact in position until a current gets passed through the coil. The coil then generates the magnetic field which moves the contact on and off.



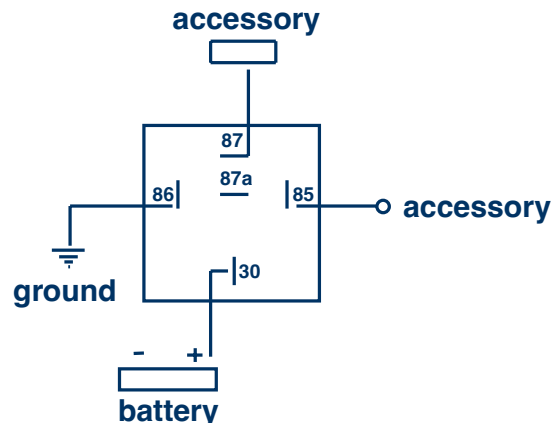

Pin Labels On A Relay

This is a diagram of a typical 12V relay. Each pin is numbered. 85 and 86 are the coil pins while 30, 87, and 87a are the contact pins. Pin 87 and 87a are the two contacts to which 30 will connect. If the coil is not activated, 30 will always be connected to 87a. You can think of this as the switch in OFF. When current is applied to the coil, 30 is then connected to pin 87. You can wire relays to be either open or closed, depending on how you need your accessory to operate. If you want a normally closed relay, you will want to wire to 87a. If you want a normally open relay, you will wire to 87. Although most relays are labeled at the bottom, you can always find the 30 pin set perpendicular to pins 87 and 87a for easy identification to the power source.



Output For A Relay

Pin 85 and 86 are the coil pins and will be transferring the current through the coil. Pin 85 will be used to ground your relay, while 86 will be connected to the switchable power. Pin 87 and 87a will be connected to your controlled accessories that you wish to turn on and off with your relay. Pin 30 will then be the pin connected to your battery power.



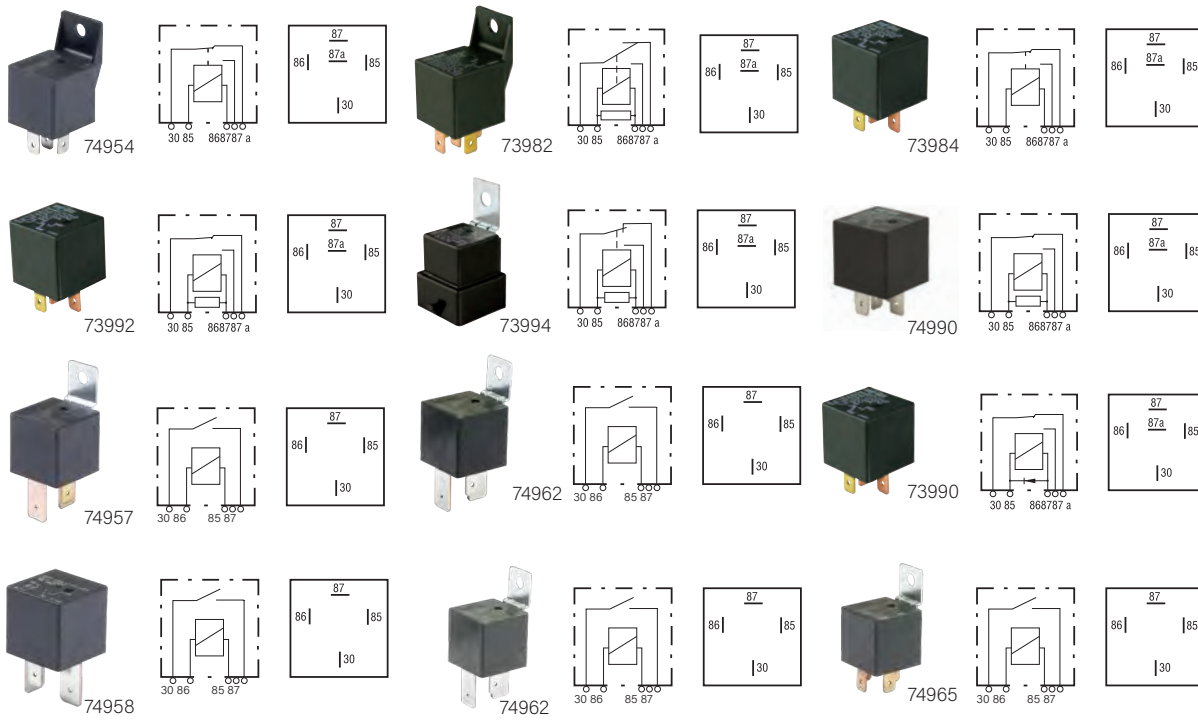
Song Chuan Change Over Relays

These Song Chuan relays are controlled by another switch, control module, or computer. They are a great option as they function as a standard 12 and/or 24 volt relay replacement or addition in order to achieve full voltage. They can easily attach directly onto another vehicle or other electrical application. Ideal applications are lamps, auxiliary lamps, fog horns, fan motors, window lifters, air conditioners, heated rear windows and more.



Scan for pricing or go to www.delcity.net/catalogpricing

1.800.654.4757
f:1.800.431.1293



| PN | seal | pin #85 | bracket | resistor | circuit type | connection contacts | amp | volt | Song Chuan PN | | |
|-------|------------|--------------|--------------|----------|----------------------|---------------------|---------------|-------------------------|--------------------------|-------------------------|-------------------------|
| 74954 | flux tight | neutral | plastic | yes | NC/NO | 5 pin | 30/50A | 12V DC | 896H-1CH-C1-R1-U45-12VDC | | |
| 74955 | | | steel | no | | | | | 896H-1CH-C1S-12VDC | | |
| 73980 | steel | | no | yes | | | | | 15/20A | 24V DC | 896H-1CH-D1-12VDC |
| 73982 | | | | | | | | | | | plastic |
| 74963 | flux tight | | plastic | yes | | | 5 pin, tinned | 30/50A | 12V DC | 896H-1CH-C1-R1-24VDC | |
| 73984 | none | | none | no | | | | | | 896H-1CH-D-12VDC | |
| 73988 | potted | | none | yes | | | | | | 896H-1CH-S-R1-U25-12VDC | |
| 74990 | flux tight | | neg. w/diode | none | | | no | 5 pin | 30/50A | 12V DC | 896H-1CH-C-R1-U03-12VDC |
| 73986 | none | pos. w/diode | none | no | 896H-1CH-D-001-12VDC | | | | | | |
| 73990 | flux tight | neutral | none | yes | NO | 4 pin | 70A | 896H-1CH-C-R1-U03-12VDC | | | |
| 73992 | none | | | no | | | | 896H-1CH-D-R1-12VDC | | | |
| 74958 | flux tight | | steel | yes | | | | 897-1AH-C-R1-U03-12VDC | | | |
| 73998 | none | | | | | | | no | 897-1AH-D1-12VDC | | |
| 74962 | flux tight | | none | yes | | 4 pin, tinned | 25A | 24V DC | 897-1AH-C1S-R1-U06-12VDC | | |
| 74957 | | | | | | | | | steel | yes | 897-1AH-C1S-R1-24VDC |
| 74964 | | | none | none | | no | 4 pin | 50A | 12V DC | 896H-1AH-C-R1-U03-12VDC | |
| 74965 | | | steel | no | | no | | | | 896H-1AH-C1S-R1-12VDC | |

WARNING: Cancer and Reproductive Harm www.P65Warnings.ca.gov

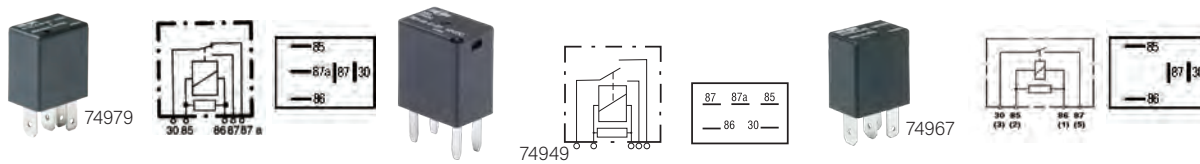
Song Chuan Micro 280 Relays

These Song Chuan relays are space saving relays with high current capacity. With smaller .187" terminals, these relays will fit most MINI fuse boxes. To ensure long life, the relay features an internal resistor that provides protection to sensitive equipment against voltage spikes. Ideal for use in a variety of automotive applications including starter motors, hazard-warning lights, ignition and battery disconnect relays, etc.



Scan for pricing or go to www.delcity.net/catalogpricing

www.delcity.net
info@delcity.net

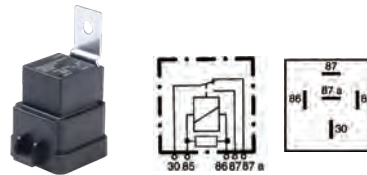


| PN | seal | pin #85 | bracket | resistor | circuit type | connection contacts | amp | volt | Song Chuan PN |
|-------|------------|--------------|---------|----------|--------------|---------------------|-------------------|--------|-----------------------|
| 74949 | flux tight | neg, w/diode | none | no | NO | 5 pin | 35A | 12V DC | 301-1A-C-D1-12VDC |
| 74951 | | neutral | | yes | NC/NO | | | | 301-1A-C-R1-U03-12VDC |
| 74980 | | | | | | | | | 301-1C-C-R1-U01-12VDC |
| 74950 | | neg, w/diode | | no | NC/NO | | 20/35A | 24V DC | 301-1C-C-D1-12VDC |
| 74966 | | neutral | | yes | NC/NO | | | | 301-1C-C-R1-U02-24VDC |
| 74979 | | | | | | | 20/35A | 12V DC | 871-1C-C-R1-U01-12VDC |
| 74967 | potted | | NO | | | 35A | 871-1A-S-R1-12VDC | | |

WARNING: Cancer and Reproductive Harm www.P65Warnings.ca.gov

Song Chuan Mini ISO Relays

Song Chuan's Mini ISO relay is a skirted relay that allows a high current flow circuit to be controlled by a low current flow circuit. The internal resistor protects against voltage spikes and the skirt connects with the sealed OEM connector in the vehicle. The best solution for full voltage applicable to head lamps, auxiliary lamps, fog horns, motors for fans, window lifters, air conditioners, heated rear windows, or the myriad of other equipment existing on vehicles today.



| PN | seal | pin #85 | bracket | resistor | circuit type | connection contacts | amp | volt | Song Chuan PN |
|-------|-----------------------|---------|---------|----------|--------------|---------------------|--------|--------|----------------------------|
| 74956 | skirted, weatherproof | neutral | steel | yes | NC/NO | 5 pin | 15/20A | 24V DC | 896H-1CH-D1SW-R1-24VDC |
| 74978 | | | | | | | 30/50A | 12V DC | 896H-1CH-D1SW-R1-U30-12VDC |
| 73994 | skirted | | | | | | | | 896H-1CH-D1SF-R1-12VDC |

WARNING: Cancer and Reproductive Harm www.P65Warnings.ca.gov

Picker Relays

The Change-Over relay can control two different circuits, one NO and one NC. The flux tight relay combats dust and moisture. A relay with a built-in resistor offers internal resistance, which protects your application from high voltage spikes and keeps your connection secure. Weatherproof relays for battling the elements. Operating Temperature:-40°C to 125°C . Ignition Protected* | SAE J1171 | UL 1500 | ISO 8846. RoHS Compliant.

NEW



74809



74817



74802



74803



74820



74805



Scan for pricing or go to www.delcity.net/catalogpricing

1.800.654.4757
f:1.800.431.1293

| PN | seal | pin #85 | bracket | resistor | circuit type | connection contacts | amp | volt | Picker PN | |
|-------|-----------------------|--------------|---------------------|---------------------|------------------------------|---------------------|-----------------------|-----------------------|-----------------------|-----------------------|
| 74801 | none | neutral | plastic | yes | NC/NO | 5 pin | 15/20A | 24V DC | PC792E-1C-C1-24C-RN-X | |
| 74809 | weather proof skirted | | steel | no | | | | | PC792A-1C-C3-24S-N-X | |
| 74817 | sealed | | none | yes | | | 30/40A | PC792A-1C-C3-12S-RN-X | | |
| 74804 | none | | | no | | | | PC792E-1C-C-12S-RN-X | | |
| 74802 | none | | yes | PC792E-1C-C-12C-N-X | | | | | | |
| 74806 | none | | plastic | no | | | 30/50A | 12V DC | PC792E-1C-C-12C-RN-X | |
| 74800 | none | | none | yes | | | | | PC792E-1C-C1-12C-N-X | |
| 74803 | none | | neg. w/diode | none | | | | | PC792E-1C-C1-12C-DN-X | |
| 74820 | flux tight | | neutral | steel | | | | | no | PC792E-1C-C-12S1-RN-X |
| 74830 | flux tight | | neutral | plastic | | | | | yes | PC792E-1C-C2-12S1-N-X |
| 74829 | sealed | pos. w/diode | none | no | PC792E-1C-C1-12S1-RN-X | | | | | |
| 74805 | sealed | pos. w/diode | none | no | PC792E-1C-C-12S-D1N-X | | | | | |
| 74837 | none | neutral | steel | no | 5 pin, 0.375" load terminals | 100/150A | | | PC7150-1C-C-12C-N-X | |
| 74838 | flux tight | | none | yes | | | | | PC7150-1C-C2-12C-N-X | |
| 74811 | sealed | dual | plastic | no | 4 pin | 50A | | | PC792E-1A-C-12S1-RN-X | |
| 74812 | none | | | yes | | | PC792E-1A-C1-12S-RN-X | | | |
| 74807 | flux tight | neutral | steel | yes | 5 pin | 2 x 30A | 24V DC | PC792C-1U-C1-12C-N-X | | |
| 74832 | flux tight | | | no | | | | PC795-1A-C2-24S1-RN-X | | |
| 74831 | none | neg. w/diode | none | no | 4 screw | 75A | 12V DC | PC775-1A-24C-R-X | | |
| 74834 | flux tight | | | | | | | neutral | PC775-1A-12C-X | |
| 74835 | flux tight | neutral | PC775-1A-12C-D-X | | | | | | | |
| 74833 | flux tight | neg. w/diode | PC795-1A-C-12S1-N-X | | | | | | | |
| 74840 | none | neutral | steel | yes | 4 pin, 0.375" load terminals | 80A | 12V DC | PC795-1A-C-12C-DN-X | | |
| 74839 | none | | | | | | | no | PC795-1A-C-12C-RN-X | |
| 74836 | sealed | | | | | | | no | PC795-1A-C2-12C-N-X | |
| 74808 | sealed | | | | | | | yes | PC795-1A-C2-12S-RN-X | |

WARNING: Cancer and Reproductive Harm
www.P65Warnings.ca.gov

Micro Relays



Scan for pricing or go to www.delcity.net/catalogpricing

www.delcity.net
info@delcity.net

Picker ISO Micro Relays

ISO Micro relays are designed for use in the automotive industry and adheres to a standard pattern for its electrical terminals that has been spelled out by the International Standards Organization. The flux tight relay combats dust and moisture. A relay with a built-in resistor offers internal resistance, which protects your application from high voltage spikes and keeps your connection secure. Operating Temperature: -40°C to 125°C. Ignition Protected* | SAE J1171 | UL 1500 | ISO 8846. RoHS Compliant.

NEW



| PN | seal | pin #85 | bracket | resistor | circuit type | connection contacts | amp | volt | Picker PN |
|-------|------------|---------------|---------|----------|------------------|---------------------|--------|--------|-------------------|
| 74814 | flux tight | neutral | none | yes | NC/NO | 5 pin | 20/35A | 12V DC | PC784-1C-12S1-R-X |
| 74813 | flux tight | | | no | NO | | | | 4 pin |
| 74821 | sealed | neg. w/ diode | | no | | PC782-1A-12S-D-X | | | |
| 74816 | flux tight | neutral | | yes | PC784-1A-12S-R-X | | | | |

WARNING: Cancer and Reproductive Harm
www.P65Warnings.ca.gov

Picker ISO-280 Micro Relays

ISO-280 Micro relays use a smaller pin terminal that is 2.8mm wide and can be used in compact power distribution units and holders. ISO Micro relays are designed for use in the automotive industry and adheres to a standard pattern for its electrical terminals that has been spelled out by the International Standards Organization. The flux tight relay combats dust and moisture. A relay with a built-in resistor offers internal resistance, which protects your application from high voltage spikes and keeps your connection secure. Operating Temperature: -40°C to 125°C. Ignition Protected* | SAE J1171 | UL 1500 | ISO 8846 | ISO-280. RoHS Compliant.

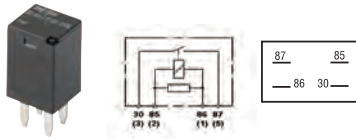
NEW



| PN | seal | pin #85 | bracket | resistor | circuit type | connection contacts | amp | volt | Picker PN |
|-------|------------|---------------|---------|----------|-------------------|---------------------|--------|--------|-------------------|
| 74818 | sealed | neutral | none | yes | NO | 4 pin | 15A | 12V DC | PC781-1A-12S-R-X |
| 74826 | flux tight | neg. w/ diode | | no | | | 35A | | PC785-1A-12S1-D-X |
| 74827 | sealed | neutral | | yes | NC/NO | 5 pin | 35A | 24V DC | PC785-1A-12S-R-X |
| 74822 | flux tight | | | no | | | 10/15A | 12V DC | PC785-1C-24S1-R-X |
| 74823 | | neg. w/ diode | no | 25/35A | PC785-1C-12S1-R-X | | | | |
| 74824 | flux tight | neutral | yes | 25/35A | PC785-1C-12S1-D-X | | | | |

WARNING: Cancer and Reproductive Harm
www.P65Warnings.ca.gov

Specialty Relays



Song Chuan ISO ultra micro flux tight relay

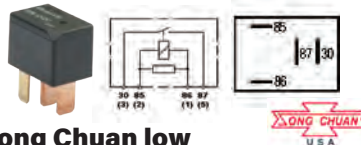
| PN | circuit type | amp | max. voltage |
|---------|--------------|-----|--------------|
| 74976** | NO | 20A | 12V DC |
| 74981* | | | |

Diode (IP54 Rated)/Resistor (IP67 Rated) eliminates voltage spikes which can damage sensitive electronic equipment.

*Resistor

**Diode

WARNING: Cancer and Reproductive Harm www.P65Warnings.ca.gov.



Song Chuan low profile NO relay w/resistor

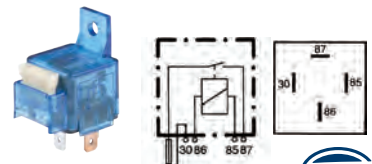
| PN | amp | volts | max. inrush |
|---------|-----|-------|-------------|
| 74969** | NO | 25A | 12V |
| 74968* | | | |

Resistor reduces voltage spikes which can damage sensitive electronic equipment.

*Resistor

**Diode

WARNING: Cancer and Reproductive Harm www.P65Warnings.ca.gov.



mini ISO relays w/fuse

| PN | circuit type | amp | max. voltage |
|-------|--------------|-----|--------------|
| 74983 | SPST | 15A | 12V |
| 74984 | SPST | 25A | 12V |

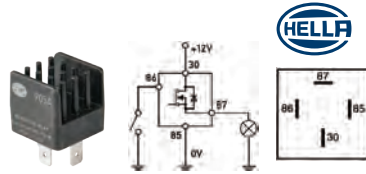
IP54 rated.

WARNING: Cancer and Reproductive Harm www.P65Warnings.ca.gov.



Scan for pricing or go to www.delcity.net/catalogpricing

1.800.654.4757
f:1.800.431.1293



Mini ISO Solid State Relay

Solid state relays are faster than electromechanical relays. The relay features no moving parts that will wear and no contacts to pit or build up carbon on, making it a highly durable relay. Overload protected at 80A. Switching Frequency: 0 Hz to 1000 Hz.

| PN | circuit type | amp | max. voltage |
|-------|--------------|-----|--------------|
| 74992 | SPST N/O | 20A | 16V |

WARNING: Cancer and Reproductive Harm www.P65Warnings.ca.gov.

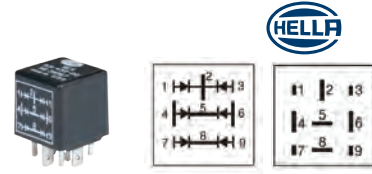


Buzzer Unit

Dual rate buzzer with fast and slow modes is ideal for automotive applications as a warning chime. 3 pin, 12V buzzer unit sounds at 90 dB at 1 foot. Slow rate is 60 cycles per minute, fast rate is 120 cycles per minute. To connect, apply voltage to power terminal (B+) and apply ground to either slow terminal or fast terminal depending on desired buzzer rate.

| PN | description |
|-------|------------------------|
| 74988 | 3 pin buzzer unit, 12V |

WARNING: Cancer and Reproductive Harm www.P65Warnings.ca.gov.

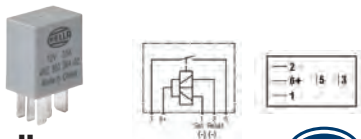


Custom Diode Module

Diode blocks can be used to suppress voltage spikes in circuits for sensitive electronic devices to prevent damage. The opposing diode configuration (one input to each diode with a combined output from the diodes) of these blocks allows two different power feeds to supply one circuit without back feed and shorting to each other. Fits 5 to 9 terminal block (73561).

| PN | description |
|-------|---------------|
| 74989 | 6 diode array |

WARNING: Cancer and Reproductive Harm www.P65Warnings.ca.gov.



Hella latching/bistable relay

| PN | amp | volts | max. inrush |
|-------|-----|-------|-------------|
| 74994 | 30A | 12V | 100A |

A latching relay is really two-position electrically actuated switch. It is controlled by two momentary-acting switches or sensors. IP Rating: IP54

WARNING: Cancer and Reproductive Harm www.P65Warnings.ca.gov.

Hi-Amp Relays

Change over relays are used in applications that require Change Over Relays, Normally Open Relays or Normally Closed Relays.



Scan for pricing or go to www.delcity.net/catalogpricing

www.delcity.net
info@delcity.net



67070

Hi-Amp, Bi-Stable Relays

These relays will support your remote power switching applications that require high continuous current passage, large engine starting needs and high ambient temperatures. These relays help reduce cost and save weight by eliminating the need to route heavy copper cables directly to loads with the relay positioned close to the battery or in-line with the desired cable routing allowing you to remotely control the unit with a fine wire harness. Ideally suited for heavy duty trucks, construction, agricultural equipment or heavy duty lighting equipment. The compact footprint design saves space in your installation. A 12-way connector and terminals are required to complete the installation of these relays (connector: 67072; terminals 67073 or 67074). Operating Temp: -40° C to 85° C. Ingress Protection: IP66/IP69K. RoHS and CE Rated. Mounting Hardware (counter-bore mounting holes) M6 or ¼" Bi-stable internal mechanism draw no current in the on or off state saving your batteries voltage supply. Operational Vibration: 8 G. High-Amp Terminal Hardware M10-1.4 Serrated Flange Nut (15 mm hex socket). Supports US DOT 11579 and EU ADR requirements for hazmat vehicle compliance.

| PN | circuit type | amp | max. voltage |
|-------|-------------------------|------|--------------|
| 67070 | single pole, continuous | 600A | 12V |
| 67071 | dual pole, continuous | 300A | 12V |

WARNING: Cancer and Reproductive Harm www.P65Warnings.ca.gov.

Hi-Amp, Bi-Stable Relay Accessories



67073

67072

67074

| PN | circuit type |
|-------|--------------------------------------|
| 67072 | 12-way MOLEX sealed female connector |
| 67073 | 16-18 ga female terminal* |
| 67074 | 20-22 ga female terminal* |

WARNING: Cancer and Reproductive Harm www.P65Warnings.ca.gov.

*order min 6

Song Chuan Hi-Amp Relay



74996

This single pole, normally open hi-amp automotive relay can switch up to a 200A resistive load. Ideal for use with large draw items or components such as pumps, motors or winches. It can power sub-panels or multiple circuits. This relay was engineered to deliver a superior performance over a long life. Coil parallel with resistor ½W for 12V 680Ω. Operating Ambient Temperature: -40°C to +75°C. Mechanical Life - No Load = 1,000,000 Operations. Dielectric Strength Between Open Contact: AC 1000V, 50/60Hz 1 min. Between Contact and Coil: AC 1000V, 50/60Hz 1 min. Contact Material: Ag Alloy. RoHS Compliant.

| PN | circuit type | amp | max. voltage |
|---------|--------------|------|--------------|
| 74952** | SPST NO | 200A | 12V DC |
| 74953** | | | 24V DC |
| 74996* | | | 12V DC |

Diode (IP54 Rated)/Resistor (IP67 Rated) eliminates voltage spikes which can damage sensitive electronic equipment.

*Resistor

**Diode

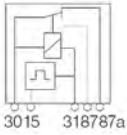
WARNING: Cancer and Reproductive Harm www.P65Warnings.ca.gov.

Time Delay Relays



Time Delay Relays

A time delay relay may be used for event sequencing, instrumentation control, in an alarm circuit or watchdog circuit. Delay on Release relay can be used to power a vehicle's dome lights, which allows passengers and drivers additional time to exit the vehicle. Delay on Operate relay can be used to protect sensitive, critical equipment during system power-up by providing a brief time delay during start-up until the system is fully energized. These relays offer easy access to timing adjustments without having to remove a cover or the relay from the circuit. 12V. Time Delay Range: 0-900 seconds (0-15 minutes). Includes mounting bracket.



3015 318787a



DELAY ON RELEASE - Power must be continuously applied to the input terminals of the relay during operation of the relay. The contacts of the relay will transfer to the energized position when an external control switch is closed. The time delay interval is initiated when the external control switch is opened. Once the time delay interval has completed, the contacts of the relay will switch to the deenergized position. If the control switch is re-closed before the time delay period has completed, the contacts of the time delay relay will remain in the energized position and the time delay will restart the next time the control switch is opened.

DELAY ON OPERATE - The time delay period begins when power is applied to the input terminals of the relay. When the time delay has completed, the contacts of the relay will switch to the energized position. The relay contacts will remain in the energized position until power is removed. The contacts of the relay transfer to the unenergized position upon removal of power. The time delay of the relay will reset if power is removed before the delay has completed.

| PN | description |
|-------|--|
| 74986 | adjustable control time delay relay, delay on release, 12V |
| 74987 | adjustable control time delay relay, delay on operate, 12V |

WARNING: Cancer and Reproductive Harm www.P65Warnings.ca.gov.



Time Delay Relay

The Time-Delay Relay has a solid state timing circuit with a variable resistor, that allows for an adjustable time from 2 seconds to 3 minutes (must remove the cover to reach adjustment screw on base). Voltage range: 8.2 ~ 14.8V DC. Operating temperature range: -40°C to 80°C (-40°F to 176°F).

| PN | description |
|-------|------------------|
| 74985 | time delay relay |

WARNING: Cancer and Reproductive Harm www.P65Warnings.ca.gov.

InPOWER
the systems people



InPower VCM-03 Series Time Delay Relay

InPower's VCM-03 Series On-Delay Timer is a completely solid-state timer relay. The module contains two inputs, one activated by a transition to 12 volts (Input A) and one activated by a transition to ground (Input B). The two inputs operate as a logical "Exclusive OR" so that either input can operate the timer. The timer will start when 12 volts is applied to Input A while Input B is off, or when ground is applied to Input B while Input A is off. The input must be maintained to operate the timer. If removed during the timer operation (before the timer expires) the operation will reset. Activating either input starts the timer. The output turns on when the timer expires and will remain on until the input is removed. Fixed and adjustable time settings are available. Adjustable time values are set using a single-turn potentiometer. Operating Temperature: -40°C to + 85° C (-40°F to 185°F).

| PN | time delay | amp | voltage |
|-------|------------|-----|---------|
| 75907 | 0-10 sec | 15A | 12V DC |
| 75909 | 0-60 sec | | |
| 75912 | 0-3 min | | |
| 75914 | 0-10 min | | |
| 75917 | 0-60 min | | |

WARNING: Cancer and Reproductive Harm www.P65Warnings.ca.gov.

InPOWER
the systems people



InPower VCM-04 Series Time Delay Relay

InPower's VCM-04 Series Off-Delay Timer is a completely solid-state timer relay. The module contains two inputs, one activated by a transition to 12 volts (Input A) and one activated by a transition to ground (Input B). The two inputs operate as a logical Exclusive OR so that either input can operate the timer. The output is activated when 12 volts is applied to Input A while Input B is off, or when ground is applied to Input B while Input A is off. The timer starts when the input signal is removed. When the timer expires the output is turned off and the operation is complete. Operating Temperature: -40°C to + 85° C (-40°F to 185°F).

| PN | time delay | amp | voltage |
|-------|------------|-----|---------|
| 75908 | 0-10 sec | 15A | 12V DC |
| 75911 | 0-60 sec | | |
| 75913 | 0-3 min | | |
| 75916 | 0-10 min | | |
| 75918 | 0-60 min | | |
| 75919 | 0-3 hour | | |

WARNING: Cancer and Reproductive Harm www.P65Warnings.ca.gov.



Scan for pricing or go to www.delcity.net/catalogpricing

1.800.654.4757
f:1.800.431.1293

Relay Connectors & Harnesses



Scan for pricing or go to www.delcity.net/catalogpricing

www.delcity.net
info@delcity.net



Mini Weatherproof Relay Connectors

Mini weatherproof relay connectors are available for ISO and 280 Mini relays. Manufactured with 12" leads of red, 12 gauge and black and blue, 18 gauge wire. 86: Black wire, power in. 85: Dark blue wire, ground. 30: Red wire, accessory power. 87/87a: Red wire, switched accessory power. ISO skirted relays will mate with ISO Mini relay connectors. 280 Mini relays will mate with the 280 Mini relay connectors.



| PN | description |
|-------|--|
| 73573 | ISO mini weatherproof relay connector with 12" leads |
| 73574 | 280 mini weatherproof relay connector with 12" leads |

⚠ WARNING: Cancer and Reproductive Harm www.P65Warnings.ca.gov.



73572
relay included

Pre-made Relay Harnesses

Molded 5-pole socket base. Manufactured with 12", 14 gauge wire leads. Wire: black-power, red-ground, white-switch, blue & green-end device.

| PN | description |
|-------|--|
| 73570 | relay socket prewired, 14 gauge, can be used with a standard 5 pin relay |
| 73572 | socket including standard relay, NC/NO 40/60 amp, 12 volts DC |

* 73570 works with any standard 5 pin ISO relay

⚠ WARNING: Cancer and Reproductive Harm www.P65Warnings.ca.gov.

Build-Your-Own Relay Harnesses

Plug-in base for relay made of impact-resistant material. Utilizing .250" (6.3mm) flat plugs. Terminals are 16-14 gauge. Use our crimping tool 990168 (page 290).



73999

| PN | description |
|---------|---|
| 73999 | molded base 5-pole (terminals included) |
| 7399920 | replacement terminals for molded base (min. 100 pc. qty.) |

⚠ WARNING: Cancer and Reproductive Harm www.P65Warnings.ca.gov.



Hella Micro & Mini Connector Block Kits

All kits include a Hella connector block and the appropriate number and size of Hella relay terminals.



| PN | description | pieces |
|-------|-------------------------------------|--------|
| 73564 | Mini 5-terminal relay connector kit | 6 |

Contents

| PN | description | pieces |
|-------|---|--------|
| 73560 | Mini 5-terminal connector block bracket mount | 1 |
| 73592 | 14-16 Ga., .250" (6.3mm) | 5 |

WARNING: Cancer and Reproductive Harm www.P65Warnings.ca.gov.



| PN | description | pieces |
|-------|---|--------|
| 73565 | Mini 5- or 9-terminal relay connector kit | 10 |

Contents

| PN | description | pieces |
|-------|---|--------|
| 73561 | Mini 5- or 9-terminal connector block bracket mount | 1 |
| 73592 | 14-16 Ga., .250" (6.3mm) | 5 |
| 73593 | 14-20 Ga., .110" | 4 |

WARNING: Cancer and Reproductive Harm www.P65Warnings.ca.gov.



| PN | description | pieces |
|-------|--------------------------------------|--------|
| 73566 | Micro 5-terminal Relay connector Kit | 6 |

Contents

| PN | description | pieces |
|-------|--|--------|
| 73562 | Micro 5-terminal connector block bracket mount | 1 |
| 73592 | 14-16 Ga., .250" (6.3mm) | 2 |
| 73594 | 18 Ga., .188" | 3 |

WARNING: Cancer and Reproductive Harm www.P65Warnings.ca.gov.



Scan for pricing or go to www.delcity.net/catalogpricing

1.800.654.4757
f:1.800.431.1293



| PN | description | pieces |
|-------|--------------------------------------|--------|
| 73567 | Hella relay socket 70A connector Kit | 5 |

Contents

| PN | description | pieces |
|-------|--|--------|
| 73563 | Hella Relay socket 70A connector block | 1 |
| 73592 | 14-16 Ga., .250" (6.3mm) | 2 |

WARNING: Cancer and Reproductive Harm www.P65Warnings.ca.gov.



Micro & Mini Relay Socket Bracket Mount Connector Blocks

The sides of the blocks slide together to form a relay panel. The Mini 5 to 9 bracket (73561) will only mate to itself. The Mini 5 bracket (73560) and the Micro 5 bracket (73562) can connect to blocks of the same item number and together.

| PN | description |
|-------|-------------------------------------|
| 73560 | mini 5-terminal |
| 73561 | mini 5- or 9-terminal |
| 73562 | micro 5-terminal |
| 73563 | mini ISO high current, 70A terminal |

WARNING: Cancer and Reproductive Harm www.P65Warnings.ca.gov.



Hella Relay Terminals

Hella relay terminals mate directly to Hella relay connector blocks or to Hella relays directly.

| PN | gauge | size |
|-------|-------|----------------|
| 73591 | 6-10 | .375", (9.5mm) |
| 73592 | 14-16 | .250", (6.3mm) |
| 73593 | 14-20 | .110", (2.8mm) |
| 73594 | 18 | .188", (4.8mm) |

*5 pc order min.

WARNING: Cancer and Reproductive Harm www.P65Warnings.ca.gov.



Mini and Micro Relay Block Kits

Select a Mini or Micro relay block to cleanly install up to 4 mini or 7 micro relays. Kits include: 4-Way or 7-Way Relay Block Base, Terminal Position Assurance Locks, Top Cover, Bottom Cover and Terminals. Connect multiple blocks together by removing the mounting legs and connecting two of the same item or a combination of 73568, 73569 or 78377 (ATC/ATO fuse block).

| PN | type | no. of relays |
|-------|-------|---------------|
| 73568 | mini | 4-way |
| 73569 | micro | 7-way |

WARNING: Cancer and Reproductive Harm www.P65Warnings.ca.gov.

Solenoid Switches

Solenoids are relays that are commonly used to remotely switch a heavier current. By using a solenoid, the amount of heavy wiring needed to power the load is reduced since the control circuit typically uses a smaller gauge wire. Solenoids are used to control starter and winch motors but they also have other uses on a variety of vehicles. Solenoid switches carry a current that, when energized, creates a magnetic field which produces a high current and force. The primary advantage of solenoids are that they require a low input while generating a larger output, as in the case of a starter solenoid. Rated for 12 or 24V DC.



Scan for pricing or go to www.delcity.net/catalogpricing

www.delcity.net
info@delcity.net



67015

67040



67015



67050

INFORMATION

Solenoids are similar to a relay, but unlike regular relays, they are used for heavy-duty applications like a motor on-off control. There are five characteristics to consider when choosing a solenoid: intermittent or continuous, insulated or grounded, voltage, number of studs and material housing.

Insulated Continuous Solenoid

| PN | connection type | number of connections | stud size | circuitry | Amps | voltage |
|---------|-----------------|-----------------------|--------------------------|-----------|------|---------|
| 67010 | studs | 4 | #10-32 (2), 5/16"-18 (2) | SPST | 100 | 12V DC |
| 8000370 | studs | 4 | #10-32 (2), 5/16"-18 (2) | SPST | 200 | 12V DC |
| 67069 | studs | 4 | #10-32 (1), 5/16"-18 (2) | SPST | 200 | 12V DC |
| 67040 | studs | 4 | #10-32 (2), 5/16"-18 (2) | SPST | 100 | 12V DC |
| 67020 | studs | 4 | #10-32 (2), 5/16"-18 (2) | SPST | 100 | 24V DC |
| 67035 | studs | 6 | #10-32 (2), 5/16"-18 (4) | DPST | 85 | 12V DC |

* weatherproof (IP66)

⚠ WARNING: Cancer and Reproductive Harm www.P65Warnings.ca.gov.

Grounded Continuous Solenoid

| PN | connection type | number of connections | stud size | temp range | Amps | inrush Amps | voltage |
|-------|-----------------|-----------------------|--------------------------|------------|------|-------------|---------|
| 67015 | studs | 3 | #10-32 (1), 5/16"-18 (2) | SPST | 100 | 12V DC | 14V DC |

⚠ WARNING: Cancer and Reproductive Harm www.P65Warnings.ca.gov.

225A SPST Heavy Service Continuous Duty Solenoid

Cole Hersee 12V plastic solenoid is made of glass-filled nylon construction. For use with heavy vehicles, material handling, hydraulic systems, large DC machinery and electric vehicles. SPST, Normally open contacts. Cycle Life: 25,000 min.

| PN | connection type | number of connections | stud size | temp range | Amps | inrush Amps | voltage |
|-------|-----------------|-----------------------|-----------|---------------|------|-------------|---------|
| 67050 | studs | 2 | 10-32 | -40°C to 60°C | 225A | 600A | 14V DC |

⚠ WARNING: Cancer and Reproductive Harm www.P65Warnings.ca.gov.

Cole Hersee Grounded Intermittent Solenoids

Solenoids are relays that are commonly used to remotely switch a heavier current. By using a solenoid, the amount of heavy wiring needed to power the load is reduced since the control circuit typically uses a smaller gauge wire. Solenoids are used to control starter and winch motors but they also have other uses on a variety of vehicles. Grounded solenoids have one coil connection that is connected internally to the housing. The advantage of a grounded solenoid is that they require less wiring because the coil gets grounded from the housing. Grounded solenoids are ideal for areas where the mounting location is already grounded (or if it will be grounded to the battery) and for mounting areas that are not exposed to corrosive elements.



67065

67063

| PN | connection type | number of connections | stud size | circuitry | Amps | weather proof | contacts | voltage |
|-------|-----------------|-----------------------|-----------|-----------|---------|---------------|----------|---------|
| 67063 | studs | 3 | 5/16" | SPST | 750/100 | no | NO | 12V DC |
| 67065 | studs | 3 | 5/16" | SPST | 750/100 | IP66 | NO | 12V DC |
| 67067 | studs | 4 | 5/16" | SPST | 750/100 | no | NO | 12V DC |

⚠ WARNING: Cancer and Reproductive Harm www.P65Warnings.ca.gov.

Cole Hersee Insulated Intermittent Solenoids

Solenoids are relays that are commonly used to remotely switch a heavier current. By using a solenoid, the amount of heavy wiring needed to power the load is reduced since the control circuit typically uses a smaller gauge wire. Solenoids are used to control starter and winch motors but they also have other uses on a variety of vehicles. Insulated solenoids have studs that are electrically isolated from the housing. They are ideal for highly corrosive areas or if the mounting location/surface is not electrically conductive.



67066

67062

| PN | connection type | number of connections | stud size | circuitry | Amps | weather proof | contacts | voltage |
|-------|-----------------|-----------------------|-----------|-----------|---------|---------------|----------|---------|
| 67062 | studs | 4 | 5/16" | SPST | 120/65 | no | NO | 24V DC |
| 67064 | studs | 4 | 5/16" | SPST | 750/100 | no | NO | 12V DC |
| 67066 | studs | 4 | 5/16" | SPST | 750/100 | IP66 | NO | 12V DC |

⚠ WARNING: Cancer and Reproductive Harm www.P65Warnings.ca.gov.



67000

Grounded Intermittent Plastic Solenoids

Grounded solenoids have one coil connection that is connected internally to the housing. The advantage of a grounded solenoid is that they require less wiring because the coil gets grounded from the housing. Grounded solenoids are ideal for areas where the mounting location is already grounded (or if it will be grounded to the battery) and for mounting areas that are not exposed to corrosive elements.

| PN | connection type | number of connections | stud size | circuitry | Amps | Voltage |
|-------|-----------------|-----------------------|--------------------------|-----------|---------|---------|
| 67000 | studs | 3 | #10-32 (1), 5/16"-18 (2) | SPST | 600/200 | 12V DC |
| 67025 | studs | 3 | #10-32 (1), 5/16"-18 (2) | SPST | 750/80 | 12V DC |

⚠ WARNING: Cancer and Reproductive Harm www.P65Warnings.ca.gov.



67068

Cole Hersee Latching Solenoid

Latching solenoids are commonly used in two battery systems to isolate the batteries from each other and to prevent battery drain from the higher to the lower. Latching solenoids have an advantage over electronic battery isolators in that they will not produce a voltage drop during operation.

| PN | connection type | number of connections | stud size | circuitry | Amps | contacts | voltage |
|-------|-----------------|-----------------------|-----------|-----------|------|----------|---------|
| 67068 | studs | 4 | 5/16" | SPST | 110 | latching | 12V DC |

⚠ WARNING: Cancer and Reproductive Harm www.P65Warnings.ca.gov.



67012

67017

100A SPST Continuous Duty Plastic Solenoids

Cole Hersee 12V plastic solenoids are made of glass-filled nylon construction. These solenoids are light weight, durable and resistant to corrosion. Ideal for starting small engines, including lawn tractors, golf carts and sweepers. SPST, Normally open contacts. Cycle Life: 50,000 min.

| PN | connection type | number of connections | stud size | temp range | Amps | inrush Amps | voltage |
|-------|-----------------|-----------------------|-------------|---------------|------|-------------|---------|
| 67012 | quick connects | 2 | Q.C. blades | -40°C to 60°C | 100A | 400A | 14V DC |
| 67017 | studs | 2 | 10-32 | -40°C to 60°C | 100A | 400A | 14V DC |

⚠ WARNING: Cancer and Reproductive Harm www.P65Warnings.ca.gov.



67045

200A SPST Intermittent Duty Plastic Solenoid

Cole Hersee 12V plastic solenoid is made of glass-filled nylon construction. This solenoid is light weight, durable and resistant to corrosion. Ideal for starting small engines, including lawn tractors, golf carts and sweepers. SPST, Normally open contacts. Max ON time 20 secs. Allow at least 40 seconds cooling after max ON time. Cycle Life: 10,000 min.

| PN | connection type | number of connections | stud size | temp range | Amps | inrush Amps | voltage |
|-------|-----------------|-----------------------|-----------|---------------|------|-------------|---------|
| 67045 | studs | 2 | 10-32 | -40°C to 60°C | 200A | 300A | 14V DC |

⚠ WARNING: Cancer and Reproductive Harm www.P65Warnings.ca.gov.



67055

DPDT Intermittent Motor Reversing Solenoid

Cole Hersee 12V plastic solenoid is made of glass-filled nylon construction. Two solenoids in one for cost and space savings and simpler wiring. Two integral solenoids provide dynamic breaking for permanent magnet motors, when neither coil is energized. For reversing motors such as hoists, winches, windlasses and snowplow blades. Has dynamic breaking capability. Allow 5 minutes OFF after max ON time. Cycle Life: 10,000 at 5 secs ON, 25 secs OFF.

| PN | connection type | number of connections | stud size | temp range | Amps | max. voltage |
|-------|-----------------|-----------------------|-------------|---------------|------|--------------|
| 67055 | quick connects | 2 | Q.C. blades | -40°C to 60°C | 75A | 14.5V DC |

⚠ WARNING: Cancer and Reproductive Harm www.P65Warnings.ca.gov.



67060

Forward & Reverse Relay Module

The forward and reverse module automatically reverses the direction of the motor when the appropriate control circuit is energized with a pulse from a control switch. Dynamic breaking stops the motor when the switch returns to Off. High performance silver tin oxide contacts assure long cycle life. Tin-plated brass studs and hardware for corrosion resistance. For intermittent operation, control switch should be momentary (On)-Off-(On); for continuous operation On-Off-On. Vibration resistance: 10-55Hz. Double amplitude 1.5mm. Fully sealed to IP67 with high strength epoxy for total moisture protection. Ideal for tarp or lift applications as well as for use on hoists, hatches, winches, snowplows, intake/exhaust fans, vehicle outriggers and other reversing applications.

| PN | connection type | intermittent | continuous | temp range | Amps | inrush Amps | max. pull in voltage |
|-------|-----------------|---|---------------|---------------|------|-------------|----------------------|
| 67060 | studs | 70A at 12V DC max on time 5 mins; off time 3 mins | 50A at 12V DC | -40°C to 85°C | 70A | 150A | 7.8V |

| PN | description |
|-------|-------------|
| 67061 | cover |

⚠ WARNING: Cancer and Reproductive Harm www.P65Warnings.ca.gov.



Scan for pricing or go to www.delcity.net/catalogpricing

1.800.654.4757
f:1.800.431.1293



Blue Sea Systems L-Series Continuous Solenoid

Blue Sea Systems L-Series Solenoid hermetically sealed contacts and vaporproof design are used for 12 or 24 Volt systems. Ignition Protection allows for a safe installation aboard gasoline powered boats. Features an integrated coil control that minimizes heating and amperage draw. Continuous Rating: 450 Amp max. Intermittent Rating: 600 Amp max. Control Circuit Connection: 20 AWG Tinned Wire. CE marked, IP67 Rated, UL 508, SAE J1171 Marine.

| PN | connection type | number of connections | stud size | circuitry | amps | weather proof | contacts | voltage |
|-------|-----------------|-----------------------|-----------|-----------|------|---------------|----------|-----------|
| 67046 | studs | 2 | 5/16" | SPST | 250 | IP67 | NO | 12/24V DC |

⚠ WARNING: Cancer and Reproductive Harm www.P65Warnings.ca.gov.

m-LVD Low Voltage Disconnect

Senses low voltage and disconnects non-critical loads to save power for engine starting. Includes Remote Control Switch. Intermittent Rating: 5 minutes, 115A. Remote Control Switch: (On)-Off-(On). Meets ISO 8846 and SAE J1171 external ignition protection requirements.

| PN | voltage | continuous rating | coil function | terminal stud | disconnect voltage | reconnect voltage | cable size |
|-------|---------|-------------------|---------------|---------------|--------------------|-------------------|----------------------------|
| 75980 | 12V DC | 65A DC | normally open | 1/4"-20 (M6) | 11.3V-12.1V | 13V DC | 6 AWG (16mm ²) |

⚠ WARNING: Cancer and Reproductive Harm www.P65Warnings.ca.gov.

m-ACR Automatic Charging Relay w/Optional Start Isolation

Automatically combines batteries during charging, isolates batteries when discharging and starting engines. Senses charging on two battery banks, case design allows surface, rear or front panel mounting options. Integrated LED indicates ACR states. CE Marked, ISO 8846. Meets SAE J1171 external ignition protection requirements. IP67.

| PN | voltage | continuous rating | coil function | terminal stud | operating current | terminal stud | max cable size |
|-------|------------|-------------------|---------------|---------------|-------------------|---------------|------------------------------|
| 75981 | 12V/24V DC | 65A DC | normally open | 1/4"-20 (M6) | 90mA. (Open) | 1/4" 20(M6) | 1/0 AWG (50mm ²) |

⚠ WARNING: Cancer and Reproductive Harm www.P65Warnings.ca.gov.

BatteryLink™ ACR Automatic Charging Relay w/Optional Auxiliary Battery Priority

Automatically shares single source of charge with Auxiliary Battery. Senses charging on two battery banks. Side and bottom knockouts for cable connections. Studs accept multiple cable terminals. One-piece stainless flange nuts ensure safe and secure connections. Integrated LED indicates ACR status. Quick connect terminals. CE marked, ISO 8846. Meets UL 1500 and SAE J1171 external ignition protection requirements. IP67.

| PN | voltage | continuous rating | coil function | terminal stud | amperage | max. battery | max cable size |
|-------|------------|-------------------|---------------|---------------|--------------|--------------|------------------------------|
| 75982 | 12V/24V DC | 120A DC | normally open | 3/8"-16 (M10) | 15mA. (open) | 850 CCA | 1/0 AWG (50mm ²) |

⚠ WARNING: Cancer and Reproductive Harm www.P65Warnings.ca.gov.

SI-ACR Automatic Charging Relay w/Optional Start Isolation

Automatically combines batteries during charging, isolates batteries when discharging and when starting engines. Senses charging on two battery banks, side and bottom knockouts for cable connections. CE marked, ISO 8846. Meets UL 1500 and SAE J1171 external ignition protection requirements. IP67 - protected against immersion up to 1 meter for 30 minutes.

| PN | voltage | continuous rating | coil function | terminal stud | amperage | max. battery | cable size |
|-------|------------|-------------------|---------------|---------------|--------------|--------------|------------------------------|
| 75983 | 12V/24V DC | 120A DC | normally open | 3/8"-16 (M10) | 15mA. (open) | 850 CCA | 1/0 AWG (50mm ²) |

⚠ WARNING: Cancer and Reproductive Harm www.P65Warnings.ca.gov.

ML-Series Automatic Charging Relays

Offer a 500 Amp magnetic latching (bi-stable) relay that automatically combines batteries during charging and isolates batteries when discharging and starting engine. ML-Coil Function: Bi-Stable. Amperage Operating Current-continuous: < 13mA. CE marked, meets ISO 8846 and SAE J1171 external ignition protection requirements. IP66.

| part no. | amp | coil volts | manual control | terminal stud | stud length | live current switching |
|----------|-----|------------|----------------------|---------------|-------------|------------------------|
| 75984 | 500 | 12V DC | no | 3/8"-16 | 7/8" (22mm) | 300A@12V DC |
| 75985 | 500 | 12V DC | yes | 3/8"-16 | 7/8" (22mm) | 300A@12V DC |
| 75986 | 500 | 24V DC | no | 3/8"-16 | 7/8" (22mm) | 300A@12V DC |
| 75987 | 500 | 24V DC | yes | 3/8"-16 | 7/8" (22mm) | 300A@12V DC |
| 75988 | 500 | — | paralleling link bus | 3/8"-16 | 7/8" (22mm) | 300A@12V DC |

⚠ WARNING: Cancer and Reproductive Harm www.P65Warnings.ca.gov.



Scan for pricing or go to www.delcity.net/catalogpricing

www.delcity.net
info@delcity.net





Blue Sea Systems 12V Automatic Timer Disconnect

Blue Sea Systems 12V Automatic Timer Disconnect can manage batteries in four main functions: timer disconnect, low voltage disconnect, automatic charging relay and a solenoid. The Timer Disconnect signal triggers relay to connect battery power to devices. When the signal is removed, the timer is activated and will disconnect devices after a preset time. Timer ranges from 15 minutes to 4 hours. Optional charge sense can be used instead of 12V signal to reduce wiring. Test mode disconnects devices after 5 seconds to confirm relay and timer are operational. The Low Voltage Disconnect senses low battery voltage and automatically connect devices to save power and can be used in conjunction with timer disconnect. The low voltage disconnect has an adjustable voltage setting at 11V, 11.5V or 12V. The low voltage will disconnect devices prior to preset time to preserve battery power. The Automatic Charging Relay combines two battery banks for charging off a single charging source. The automatic charging relay isolates batteries when the charging source is not present or discharging. The single side sensing design only monitors the voltage of the start battery. The automatic charging relay is ideal for auxiliary batteries that are AGM or larger than the start battery. The solenoid's 12V signal will connect or disconnect relay without any time delay. CE marked, Meets ISO 8846 and SAE J1171 external ignition protection requirements. IP67-protected against immersion up to 1 meter for 30 minutes.



Scan for pricing or go to www.delcity.net/catalogpricing

1.800.654.4757
f:1.800.431.1293

| PN | voltage | amperage | coil function |
|-------|------------------------------------|--|---------------|
| 75989 | Nominal: 12V DC. Input: 9.5-16V | 120A (continuous) 210A (intermittent: 5 min.) | normally open |

| amp operating current | terminal stud | terminal stud torque | cable size | max cable size |
|--------------------------------|---------------|-------------------------|----------------------------|------------------------------|
| 175mA (combined) 4mA (open) | 3/8"-16 (M10) | 140 in-lb (15.82 Nm) | 1 AWG (50mm ²) | 1/0 AWG (50mm ²) |

⚠ WARNING: Cancer and Reproductive Harm www.P65Warnings.ca.gov.

Distribution Blocks



Scan for pricing or go to www.delcity.net/catalogpricing

www.delcity.net
info@delcity.net



8-Point Power Distribution Block

Base material is glass filled nylon. Mounting is 2.5" center-to-center. Rated to 48V DC 160 amps max., 20A per circuit.

| PN | input stud | output stud |
|-------|------------|-------------|
| 70008 | 3/8" | #8-21 |

WARNING: Cancer and Reproductive Harm www.P65Warnings.ca.gov.



8-Point PowerPost Plus Cable Connectors

Insulator included. Continuous Rating: 150A DC. Voltage Max. Operating: 48V DC. Mounting Holes: Accepts 1/4" Screws. Bus Material: Tin-Plated Copper C11000. Base Material: Glass Reinforced Nylon. CE.

| PN | terminal screw | terminal stud |
|-------|-----------------|---------------|
| 80564 | 1/4"-20 x 1" | 8 x #8-32 |
| 80565 | 5/16"-18 x 3/4" | 8 x #8-32 |
| 80569 | 3/8" | 8 x #8-32 |

WARNING: Cancer and Reproductive Harm www.P65Warnings.ca.gov.



Blue Sea Systems PowerPost Cable Connectors

These Blue Sea Systems insulated stainless steel studs terminate multiple large conductors. One-piece serrated flange nut ensures correct and secure connections. CE certified. Continuous Rating: Not Rated--amperage flows between terminals stacked on post and is determined by wire and terminals used. Voltage Max. Operating: 48V DC. Mounting Holes: Accepts #8 Screws (2010, 2011); 1/4" Screws (2001, 2002, 2003).

| PN | color | terminal stud |
|-------|-------|-----------------------|
| 80580 | black | #10-32 x 5/8" (4.8MM) |
| 80581 | black | 1/4"-20 x 3/4" (6MM) |
| 80582 | black | 1/4"-20 x 1/16" (6MM) |

| PN | color | terminal stud |
|-------|-------|-----------------------|
| 80583 | black | 5/16"-18 x 7/8" (8MM) |
| 80584 | black | 3/8"-16 x 7/8" (10MM) |

WARNING: Cancer and Reproductive Harm www.P65Warnings.ca.gov.



Blue Sea Systems Terminal Feed Connectors

These Blue Sea Systems Terminal Feed Connectors provide strain relief when passing high current through hulls, decks and bulkheads. Protects large cables that are subject to chafing even when protective grommeting is used. Large size terminals have a mounting face that can be gasketed or bedded to provide a water tight installation. One-piece serrated flange nut ensures correct and secure connections. Rated to 250A at 48V DC. Base Material: Reinforced Thermoplastic. Stud Material: Tin-Plated Copper Alloy. Rated IP66.

| PN | color | stud size | amp |
|-------|-------|-----------|-----|
| 80575 | black | 5/16"-18 | 250 |
| 80576 | red | 5/16"-18 | 250 |

| PN | color | stud size | amp |
|-------|-------|-----------|-----|
| 80577 | black | 3/8"-16 | 250 |
| 80578 | red | 3/8"-16 | 250 |

WARNING: Cancer and Reproductive Harm www.P65Warnings.ca.gov.



Dual PowerPost Plus Cable Connectors With Insulator

Insulators included. Continuous Rating: Not rated - amperage flows between terminals stacked on post and is determined by wire and terminals used. Voltage Max. Operating: 48V DC. Base Material: Glass Reinforced Thermoplastic. Mounting Holes: Accepts #10 (M5) Screws.

| PN | terminal screw |
|-------|----------------|
| 80566 | 5/16" |
| 80567 | 3/8" |
| 80568 | 3/8" & 5/16" |

WARNING: Cancer and Reproductive Harm www.P65Warnings.ca.gov.



80002DL

Standalone Stud-Type Junction Blocks

The small footprints of the single and dual blocks make them ideal for tight areas. Both feature recessed mounting holes for a flush, clean look and tin plated hardware (lock washer and nut) for added durability and corrosion resistance.

| PN | distribution | color | stud size |
|---------|--------------|-------|-------------|
| 80000DL | single | red | 1/4" (6mm) |
| 80001DL | single | black | 1/4" (6mm) |
| 80002DL | dual | black | 1/4" (6mm) |
| 80004DL | single | black | 5/16" (8mm) |

| PN | distribution | color | stud size |
|---------|--------------|-------|-------------|
| 80006DL | single | red | 3/8" (10mm) |
| 80007DL | single | black | 3/8" (10mm) |
| 80008DL | dual | black | 3/8" (10mm) |

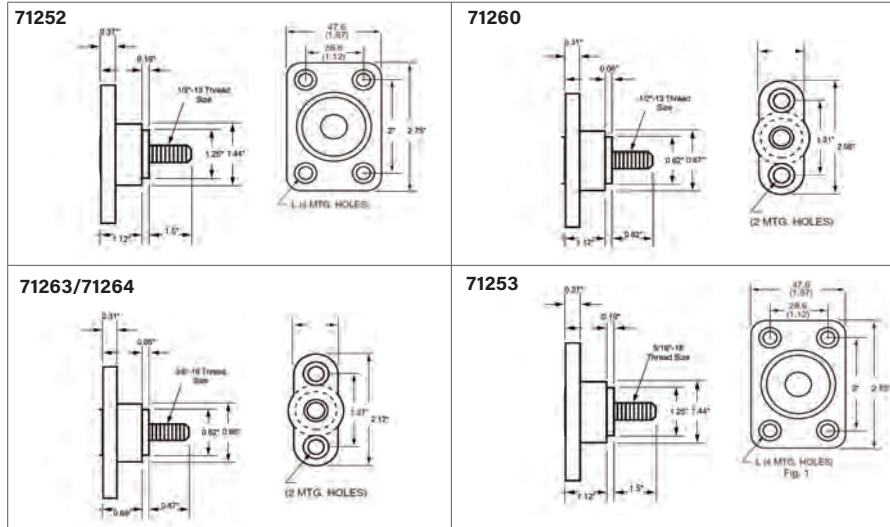
WARNING: Cancer and Reproductive Harm www.P65Warnings.ca.gov.



80000DL

Single Stand Alone Junction Blocks

Single stud stand alone distribution blocks provide heavy-duty ground or power connection points in AC or DC circuits. Available in feed-through panel mounts.



Scan for pricing or go to www.delcity.net/catalogpricing

1.800.654.4757
f:1.800.431.1293

| PN | stud size | color | amp |
|-------|-----------|-------|-----|
| 71252 | 1/2" | black | 400 |
| 71260 | 1/2" | black | 400 |
| 70007 | 1/2" | black | 400 |
| 71253 | 5/16" | black | 200 |

| PN | stud size | color | amp |
|-------|-----------|-------|-----|
| 70010 | 5/16" | black | 250 |
| 71263 | 3/8" | black | 250 |
| 71264 | 3/8" | red | 250 |

⚠ WARNING: Cancer and Reproductive Harm
www.P65Warnings.ca.gov

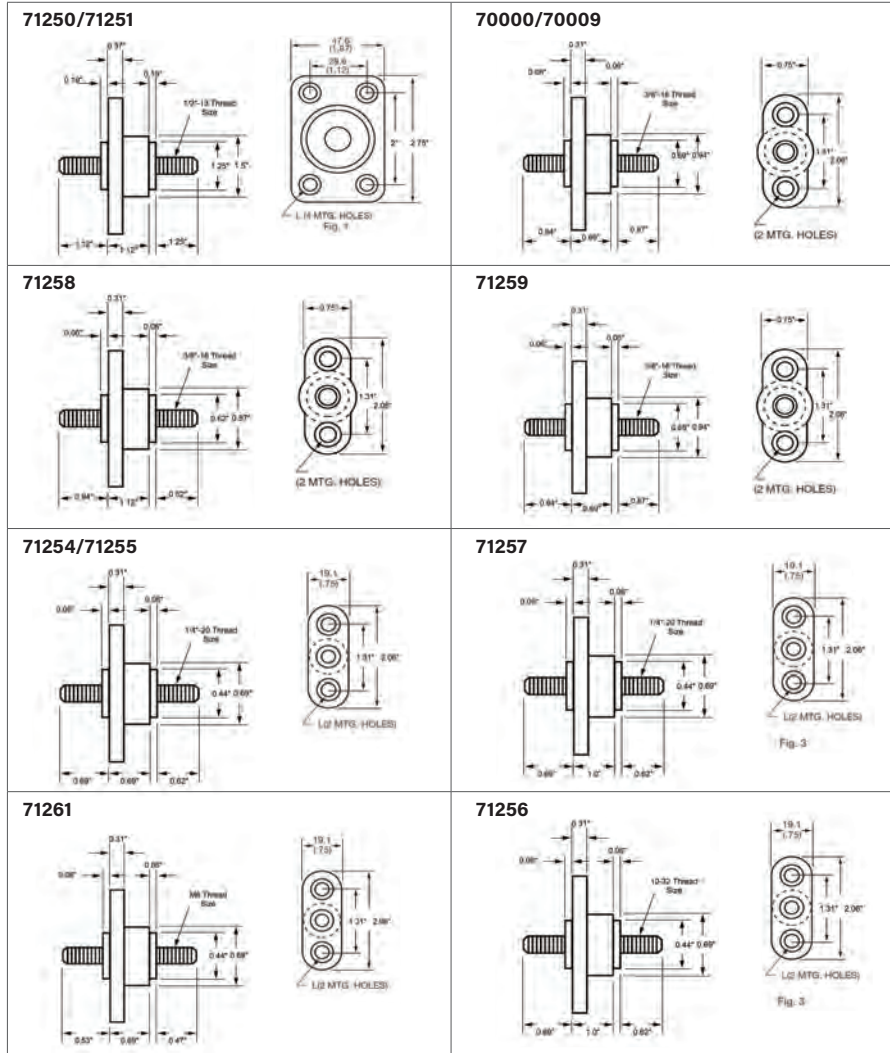
Single Stud-Type Junction Blocks

Single stud, feed-through panel mount distribution blocks provide heavy-duty ground or power connection points in AC or DC circuits. Available in surface mounts. Dimensions and amps vary by item.



Scan for pricing or go to www.delcity.net/catalogpricing

www.delcity.net
info@delcity.net



| PN | stud size | color | amp |
|-------|-----------|-------|-----|
| 71250 | 1/2" | red | 400 |
| 71251 | 1/2" | black | 400 |
| 70000 | 3/8" | black | 250 |
| 70009 | 3/8" | red | 250 |
| 71258 | 3/8" | black | 250 |
| 71259 | 3/8" | red | 250 |

| PN | stud size | color | amp |
|-------|-----------|-------|-----|
| 71254 | 1/4" | black | 100 |
| 71255 | 1/4" | red | 100 |
| 71257 | 1/4" | black | 100 |
| 71261 | M6 | black | 100 |
| 71256 | #10 | black | 50 |

⚠ WARNING: Cancer and Reproductive Harm
www.P65Warnings.ca.gov



70015



71232



70016



80542



Multiple Stud Terminal Block - Brass Stud Terminal Blocks

Provides the ability to join positive or negative, AC or DC connections and are rated up to 30 amps. Each circuit is independent or non-bussed. Rating: 30A, 300V UL, 30A, 600V CSA. Material: Black Thermoplastic with Brass Studs. Termination: #10-32 Threaded Studs on .625" Centers. Torque Rating: 25 in-lbs (2.8Nm) Max. Mounting Torque Rating: 24 in-lbs (2.7Nm) Max. UL/CSA, CE Certified. Temperature Rating: 120°C (250°F).

| PN | no. of studs | PN | no. of studs | PN | no. of studs | PN | no. of studs |
|-------|--------------|-------|--------------|-------|--------------|-------|--------------|
| 70015 | 2 | 70002 | 6 | 70004 | 10 | 70006 | 14 |
| 70001 | 4 | 70003 | 8 | 70005 | 12 | | |

WARNING: Cancer and Reproductive Harm www.P65Warnings.ca.gov.

Multiple Stud Terminal Block - Zinc-Plated Steel Stud

Stud terminal blocks provide the ability to join positive or negative, AC or DC connections and are rated up to 30 amps. Each circuit is independent or non-bussed. Rating: 30A, 600V. Material: Black Thermoplastic with Zinc-Plated Steel Studs. Termination: #10-24 Threaded Studs on .750" Centers. Torque Rating: 25 in-lbs (2.8Nm) Max. Mounting Torque Rating: 24 in-lbs (2.7Nm) Max. UL/CSA, CE Certified. Temperature Rating: 120°C (250°F).

| PN | no. of studs | PN | no. of studs | PN | no. of studs | PN | no. of studs |
|-------|--------------|-------|--------------|-------|--------------|-------|--------------|
| 71232 | 2 | 71236 | 6 | 71240 | 10 | 71244 | 14 |
| 71234 | 4 | 71238 | 8 | 71242 | 12 | | |

WARNING: Cancer and Reproductive Harm www.P65Warnings.ca.gov.

7-Way Stud Type Junction Box

Molded cover and housing designed to be corrosion resistant. Mounting holes are 7/8" center-to-center. Five open, five closed grommets and necessary hardware included.

| PN | amps | stud size | no. of studs |
|-------|------|-----------|--------------|
| 73800 | 30A | #10-32 | 7 |

WARNING: Cancer and Reproductive Harm www.P65Warnings.ca.gov.

Pollak 10-Way Stud Type Junction Block

ABS molded cover and housing designed to be corrosion resistant. Mounting holes are separated center-on-center 8 1/8". Four open hole plugs, two solid grommets, four hex screws (#10-24) and necessary hardware included.

| PN | amps | stud size | no. of studs | Pollak PN |
|-------|------|-----------|--------------|-----------|
| 73802 | 40A | #10-32 | 10 | 52-248 |

WARNING: Cancer and Reproductive Harm www.P65Warnings.ca.gov.

Screw Type Terminal Blocks

These individual gang/non bussed terminal blocks provide a common area to neatly connect multiple wire connections. Each barrier is spaced .41" to provide protection to the #8 screw mounting areas. Each mounting area is spaced .563" center-to-center. Block accepts wire ranges from #10 - 22ga. Temperature rating of -40°C to 130°C (-40°F to 260°F). Rated 30A @ 600V. UL and CSA.

| PN | gang | PN | gang | PN | gang |
|-------|------|-------|------|-------|------|
| 70013 | 2 | 70016 | 6 | 70020 | 10 |
| 70014 | 4 | 70018 | 8 | 70022 | 12 |

WARNING: Cancer and Reproductive Harm www.P65Warnings.ca.gov.

Blue Sea Systems 65A Terminal Blocks

Closed back design completely insulates power from the mounting surface. Terminal block jumpers are made of nickel-plated brass and have a continuous amperage of 65A, same as the block. 2 to 10 circuits. Maximum Voltage: 600V AC/DC. Continuous Rating: 65A. Base Material: Phenolic. Bus Material: Nickel-Plated Brass. Screw Size: #10.

| PN | gang | PN | gang | PN | gang |
|-------|------|-------|------|-------|--------|
| 80542 | 2 | 80544 | 6 | 80546 | 10 |
| 80543 | 4 | 80545 | 8 | 80547 | jumper |

WARNING: Cancer and Reproductive Harm www.P65Warnings.ca.gov.

Molex 30A Terminal Strips

Molex Terminal Strips ensure reliability, through providing wire protectors to eliminate twisting and breakage of stranded wire during connections. The screws and contact areas are recessed in the housing for safety, to prevent short circuiting. Pre-drilled mounting holes allow for quick and easy installation in the field. Ideal for, but not limited to, HVAC Controls, Motor controls, and Power Supplies Markets and Applications. Rating: 600V, 30amps. Dielectric voltage withstand: DC 3000V for 1 minute. Wire range: 18-10 AWG. Max torque: 7.0 in lbs. Insulation resistance: DC 1000V, 100G. Rated Impulse Voltage: 4000V, Plus and Minus 5 times each. Operating Temperature: -40°C to +105°C. Material: Screw: Steel, Zinc plated. Body: PA66 UL94 V-0. Cage: Brass, Nickel plated. Terminal: Stainless Steel.

| PN | gang | PN | gang |
|-------|------|-------|------|
| 71101 | 4 | 71103 | 8 |
| 71102 | 6 | 71104 | 12 |

WARNING: Cancer and Reproductive Harm www.P65Warnings.ca.gov.



Scan for pricing or go to www.delcity.net/catalogpricing

1.800.654.4757
f:1.800.431.1293

Bus Bars



Scan for pricing or go to www.delcity.net/catalogpricing

www.delcity.net
info@delcity.net



80521

Battery Terminal Mount Bus Bar

Easily add positive and negative bus bars directly to a threaded-post battery terminal. Tin-plated pure electrical copper for maximum conductivity. Insulating covers meet ABYC/USCG insulation requirements. Screw terminals for securing wires. Includes four 16-14 AWG and four 12-10 AWG Nylon insulated ring terminals. Continuous Rating: 100A DC. Voltage Max. Operating: 32V DC. Bus Material: Tin-Plated Copper C11000. Mounting Thru-Hole: 3/8" (M10) Stud. Screw Terminal: #8-32 screws with captive star lock washer.

| PN | description | input stud | output stud |
|-------|---|------------|-------------|
| 80521 | battery terminal mount bus bar, pos & neg, 100A | 3/8" | #8 |

⚠ WARNING: Cancer and Reproductive Harm www.P65Warnings.ca.gov.



6-way Bus Bar

Distribute power from a single location. Insulated mounting bases have recessed mounting holes to prevent accidental shorts on aluminum surfaces. Two 1/4" studs, nuts and lock washers allow for input with 6 output #8 stud Phillips® screws. A black cover is included for added protection. Rated for 100A @ 48V DC.

| PN | description | input stud | output stud |
|---------|--------------------------------|------------|-------------|
| 80500DL | 6-way bus bar w/cover, 100A DC | 1/4" | #8 |

⚠ WARNING: Cancer and Reproductive Harm www.P65Warnings.ca.gov.



80515

100A MiniBus Common Bus Bars

Provide consistent busing for limited space applications. Terminal screws incorporate stainless steel split ring lock washers and captive star-type lock washers keep connections tight in high vibration environments. Continuous Rating: 100A AC/DC except for 80519 (DC only). Voltage Max. Operating: 300V AC/48V DC. Mounting Holes: Accepts #10 (M5) screws except for 80519 (accepts #8). Base Material: UL 94-V0 (Except 80519). Bus Material: Tin-Plated Copper C11000.

| PN | description | terminal screw | terminal stud |
|-------|---------------------------------------|----------------|---------------|
| 80515 | 5-way common bus bar, 100A | 5 x #8-32 | 2 x #10-32 |
| 80516 | 5-way common bus bar with cover, 100A | 5 x #8-32 | 2 x #10-32 |
| 80517 | 4-way common bus bar, 100A | — | 4 x #10-32 |
| 80518 | 4-way common bus bar with cover, 100A | — | 4 x #10-32 |
| 80519 | 6-way common bus bar, 100A | 6 x #8-32 | — |
| 80520 | bus bar cover for 80515 and 80517 | — | — |

⚠ WARNING: Cancer and Reproductive Harm www.P65Warnings.ca.gov.



80522

100A Dual Bus Common Bus Bars

Combine two buses on one block. Combine negative and positive buses for DC systems and neutral and ground buses for AC systems. Closed back design completely insulates power from the mounting surface. Terminal screws incorporate stainless steel split ring lock washers and captive star-type lock washers keep connections tight in high vibration environments. Continuous Rating: 100A AC/DC. Voltage Max. Operating: 300V AC/48V DC. Bus Material: Tin-Plated Copper C11000. Base Material: ABS. CE.

| PN | description | terminal screw | mounting holes |
|-------|------------------------------------|--------------------|-----------------|
| 80522 | 5-way per bus, dual bus bar, 100A | 5 per bus x #8-32 | accept #10 (M5) |
| 80524 | dual bus bar cover for 80522 | — | — |
| 80523 | 10-way per bus, dual bus bar, 100A | 10 per bus x #8-32 | accept #10 (M5) |
| 80525 | dual bus bar cover for 80523 | — | — |

⚠ WARNING: Cancer and Reproductive Harm www.P65Warnings.ca.gov.



80526

150A Common Bus Bars

Consolidate multiple wires or feed multiple circuits. Terminal screws incorporate stainless steel split ring lock washers and captive star-type lock washers keep connections tight in high vibration environments. Continuous Rating: 130A AC/150A DC. Voltage Max. Operating: 300V AC/48V DC. Mounting Holes: Accept #10 (M5) screws. Bus Material: Tin-Plated Copper C11000. CE.

| PN | description | terminal screw | terminal stud |
|-------|--|----------------|---------------|
| 80526 | 10-way common bus bar, 150A | 10 x #8-32 | 2 x 1/4"-20 |
| 80527 | 10-way common bus bar with cover, 150A | 10 x #8-32 | 2 x 1/4"-20 |
| 80528 | 20-way common bus bar, 150A | 20 x #8-32 | 2 x 1/4"-20 |
| 80529 | 20-way common bus bar with cover, 150A | 20 x #8-32 | 2 x 1/4"-20 |
| 80530 | 4-way common bus bar, 150A | — | 4 x 1/4"-20 |
| 80531 | 4-way common bus bar with cover, 150A | — | 4 x 1/4"-20 |
| 80532 | bus bar cover for 80526 & 80530 | — | — |
| 80533 | bus bar cover for 80528 | — | — |

⚠ WARNING: Cancer and Reproductive Harm www.P65Warnings.ca.gov.



80534

150A DualBus Plus Bus Bars

Combines negative and positive buses on one block. Secure, clear polycarbonate cover snaps on easily to meet ABYC insulation requirements. Continuous Rating: 130A AC/150A DC. Voltage Max. Operating: 300V AC/48V DC. Base Material: Polycarbonate. Mounting Holes: Accept #10 (M5) screws. Bus Material: Tin-Plated Copper C11000.

| PN | description | terminal screw | terminal stud |
|-------|---|--------------------|----------------------|
| 80534 | 5-way per bus, dual bus bar with cover 150A | 5 per bus x #10-32 | 2 per bus x 1/4"-20 |
| 80535 | 5-way per bus, dual bus bar with cover 150A | 5 per bus x #10-32 | 2 per bus x 5/16"-18 |

WARNING: Cancer and Reproductive Harm www.P65Warnings.ca.gov.



Scan for pricing or go to www.delcity.net/catalogpricing



80536

250A MaxiBus Common Bus Bars

Insulating cover meets ABYC insulation requirements. One-piece serrated flange nuts ensure correct and secure connections. Tin plated copper buses provide maximum conductivity and corrosion resistance. Insert-molded stainless steel studs eliminate the need for securing nuts and allow high torquing for excellent electrical contact. Raised bus provides easy access to multiple wires on a single screw or stud. Continuous Rating: 250A AC/250A DC. Voltage Max. Operating: 300V AC/48V DC. Bus Material: Tin-Plated Copper C11000. CE.

| PN | description | terminal screw | terminal stud |
|-------|--------------------------------------|----------------|---------------|
| 80536 | 12-way maxi bus bar, 250A | 12 x #10-24 | 2 x 5/16"-18 |
| 80537 | 6-way maxi bus bar, 250A | — | 6 x 5/16"-18 |
| 80538 | maxi bus bar cover for 80536 & 80537 | — | — |
| 80539 | 4-way maxi bus bar, 250A | — | 4 x 5/16"-18 |
| 80540 | 6-way maxi bus bar, 250A | 6 x #10-24 | 2 x 5/16"-18 |
| 80541 | maxi bus bar cover for 80539 & 80540 | — | — |

WARNING: Cancer and Reproductive Harm www.P65Warnings.ca.gov.



80555

600A PowerBar Common Bus Bars

Consolidate battery cables into one low-resistance connection. Highest amperage bus bar with 3/8" terminal studs. Continuous Rating: 545A AC/600A DC. Voltage Max. Operating: 300V AC/48V DC. Base Material: Reinforced Polycarbonate. Bus Material: Tin-Plated Copper C11000.

| PN | description | terminal screw | terminal stud |
|-------|----------------------------------|----------------|---------------|
| 80555 | 4-way powerbar bus bar, 600A | 4 x #8-32 | 4 x 3/8"-16 |
| 80556 | 8-way powerbar bus bar, 600A | 4 x #8-32 | 8 x 3/8"-16 |
| 80557 | powerbar bus bar cover for 80555 | — | — |

WARNING: Cancer and Reproductive Harm www.P65Warnings.ca.gov.



80558

200A PowerBar Common Bus Bars

Provides compact high-amp busing with 3/8" terminal studs. Continuous Rating: up to 200A. Voltage Max. Operating: 48V DC. Mounting Holes: Accepts #10 (M5) Screws. Bus Material: Tin-Plated Copper C11000. CE.

| PN | description | terminal stud |
|-------|--|---------------|
| 80558 | dual bus bar, 3/8" with insulators, 200A | 2 x 3/8"-16 |
| 80559 | dual bus bar, 3/8", 200A | 2 x 3/8"-16 |

WARNING: Cancer and Reproductive Harm www.P65Warnings.ca.gov.



80560

1000A PowerBar Common Bus Bar

A stepped bus design offers two elevations for conductors which doubles the density of the wire loom compared to traditional bus bars. Bus bar and fuse block elevations match common fuse blocks allowing for multiple fuse block attachment. Bus bar may be cut to a shorter length to accommodate constricted spaces. Bi-directional bus bar end caps allow the ganging of additional bus bars. Snap on insulating cover meets ABYC and USCG requirements and includes label recess. Models available to accommodate either 3/8" or 5/16" terminals. Continuous Rating: 1000A. Max. Operating Voltage: 150V AC/DC. Mounting Holes: Accepts #10 (M5) screws. Bus Material: Tin-Plated Copper C11000.

| PN | description | terminal screw | terminal stud |
|-------|--|---------------------------|---------------|
| 80560 | 8-way 3/8", powerbar with cover, 1000A | 5 x #10-24, 11 x #8-32 | 8 x 3/8"-8 |
| 80561 | 12-way 3/8", powerbar with cover, 1000A | 5 x #10-24, 11 x #8-32 | 12 x 3/8"-12 |
| 80563 | 12-way 5/16", powerbar with cover, 1000A | 5 x #10-24, 11 x #8-32 | 12 x 5/16"-12 |

WARNING: Cancer and Reproductive Harm www.P65Warnings.ca.gov.

1.800.654.4757
f:1.800.431.1293



Scan for pricing or go to www.delcity.net/catalogpricing

www.delcity.net
info@delcity.net



Power Distribution Block - Single 1 to 4 Screw Connect

Provides a convenient location to distribute power to multiple accessory loads. 1-pole connection, with two isolated inputs and four outputs. Line connection: input - (1X) 2/0-#14CU/#8AL screw connections, load connection: output (X4) #4-#14CU/#8AL screw connections. Rated up to 175A @ 600V AC. UL/CSA.



| PN | description |
|-------|--------------------------------|
| 79435 | 1-way power distribution block |

WARNING: Cancer and Reproductive Harm www.P65Warnings.ca.gov.



Power Distribution Block - Dual 1 to 6 Screw Connect

Provides a convenient location to distribute power to multiple accessory loads. 2-pole connection, with two isolated inputs and (6) six outputs. Line connection: input - (1X) 2/0-#14CU/#8AL screw connections, load connection: output (X6) #4-#14CU/#8AL screw connections. Rated up to 175A @ 600V AC. UL/CSA.



| PN | description |
|-------|--------------------------------|
| 79445 | 2-way power distribution block |

WARNING: Cancer and Reproductive Harm www.P65Warnings.ca.gov.



Power Distribution Block - Dual 1 to 4 .250" Quick-Connect

2-pole connection, with two isolated inputs and four outputs. Line connection: input - (1X) 2/0-#14CU/#8AL screw connections, load connection: output (X4) .250" quick-connect male terminal connections. Rated up to 70A @ 600V AC. UL/CSA.



| PN | description |
|-------|--|
| 79425 | power distribution block - .250" quick-connect |

WARNING: Cancer and Reproductive Harm www.P65Warnings.ca.gov.

Specialty Flasher Units

73970 alternates flashing lamps on light, fog, deck and grill lamps. The LED flasher unit is designed to work with low draw lamps and will not cause rapid flashing. **X=output; L=load; - =Ground**



| PN | description |
|-------|---|
| 73970 | three pin, 12V alternating flasher unit |
| 73975 | two pin, LED flasher unit |

WARNING: Cancer and Reproductive Harm www.P65Warnings.ca.gov.

Thermal Flashers

Fits most American cars, light trucks and vans, and meet DOT standards. Input lead must be fused at 15A.



| PN | description |
|-------|---------------------------|
| 73920 | two pin, 12V (552 type) |
| 73930 | three pin, 12V (550 type) |

WARNING: Cancer and Reproductive Harm www.P65Warnings.ca.gov.

Electro-mechanical Flashers


Last up to 10 times longer than thermal flashers. Variable load-flashes 1 to 10 signaling lamps and 2 indicator lamps. Flash rate will not slow down when towing a trailer. Precious metal contacts. Unique audible click. Input lead must be fused at 25 amps. Meet FMSVSS108-SAE J590b J945.



| PN | connections | max. voltage |
|-------|----------------------|--------------|
| 73940 | two pin | 12V |
| 73941 | two pin with leads | |
| 73950 | three pin | |
| 73953 | three pin with leads | |

WARNING: Cancer and Reproductive Harm www.P65Warnings.ca.gov.

The Dill Blox system is a modular connector system consisting of a variety of Dill Blox modules. The standard dimensions of a single Dill Blox module are 1.5"L x 1.5"W x 1.0"H. They are molded with glass reinforced nylon for high temperature and dimensional stability. Their unique interlocking design gives them excellent rigidity. Each component/terminal connection point, where possible, has been reinforced with a secondary locking feature to assure terminal retention and circuit integrity. Dill Blox modules can be assembled without special tools. When wiring the panel it is recommended that the bus bars be inserted first followed by the remaining terminals. Be sure to use the proper secondary lock with each terminal. Secondary locks assure proper terminal placement and guard against terminal push backs.



Scan for pricing or go to www.delcity.net/catalogpricing

Select which module block suits your power distribution system the best and complete your customized panel with secondary terminal locks and terminals. To connect more than one module together, use the universal locking wedge. Expand your panel by utilizing all of Dill Blox modules: ATO Fuse, Mini Fuse, Maxi Fuse, Relay, Flasher, Stud or Push Button Circuit Breaker modules for complete customization.

1.800.654.4757
f:1.800.431.1293



Dill Blox ATO Fuse Modules

| module base | position | secondary locks | locking wedge | terminals |
|-------------|----------|-----------------|---------------|-----------------------|
| 79938 | 2 | 79941 or 79942 | 79969 | 79943, 79944 or 79945 |
| 79939 | 4 | | | |
| 79940 | 7 | | | |

WARNING: Cancer and Reproductive Harm
www.P65Warnings.ca.gov



Dill Blox Mini Fuse Modules


| module base | position | secondary locks | locking wedge | terminals | cover |
|-------------|----------|-----------------|---------------|---|-------|
| 79946 | 4 | 79950 | 79969 | 79951, 79952 or 79953 AND 85050DL, 85048DL or 85046DL | 79949 |
| 79947 | 6 | | | 79951, 79952 or 79953 | n/a |
| 79948 | 8 | | | | |

WARNING: Cancer and Reproductive Harm
www.P65Warnings.ca.gov

Dill Blox Maxi Fuse Modules

| module base | position | secondary locks | locking wedge | terminals |
|-------------|----------|-----------------|---------------|-----------------------|
| 79954 | 2 | 79956 | 79969 | 79977, 79978 or 79979 |
| 79955 | 4 | | | |

WARNING: Cancer and Reproductive Harm
www.P65Warnings.ca.gov



Dill Blox Stud Modules

| module base | description | secondary locks | locking wedge | terminals |
|-------------|-------------------|-----------------|---------------|-----------|
| 79964 | power tap, 1/4-20 | n/a | 79969 | n/a |
| 79965 | power tap 5/16-18 | | | |
| 79966 | 2-stud | | | |

WARNING: Cancer and Reproductive Harm
www.P65Warnings.ca.gov



Dill Blox Circuit Breaker Modules

| module base | description | secondary locks | locking wedge | terminals |
|-------------|-------------------------------|-----------------|---------------|-----------|
| 79983 | 2 push button circuit breaker | n/a | 79969 | n/a |

WARNING: Cancer and Reproductive Harm
www.P65Warnings.ca.gov

Dill Blox Relay & Flasher Modules

| module base | position | secondary locks | locking wedge | terminals |
|-------------|--|-----------------|---------------|---|
| 79957 | 1-position ISO relay | 79959 | 79969 | 86008, 86004 or 86000 |
| 79958 | 2-position ISO relay | | | |
| 79960 | flasher | | | |
| 79961 | 1-position 9 Pin relay, 5 inner, 4 outer pins | | | 79980, 79981 or 79982 AND 86008, 86004 or 86000 |
| 79962 | 2-position 280 micro relay + 2-position Mini® fuse | n/a | | 79951, 79952 or 79953 |

WARNING: Cancer and Reproductive Harm
www.P65Warnings.ca.gov



Scan for
pricing or go to
[www.delcity.net/
catalogpricing](http://www.delcity.net/catalogpricing)

www.delcity.net
info@delcity.net



Secondary Locks

| PN | description |
|-------|--|
| 79941 | 1-position, 14-20 Ga |
| 79942 | 1-position, 10-12 Ga and doubles |
| 79950 | secondary lock for 4 Mini fuse module |
| 79956 | secondary lock for Maxi fuse/CB modules |
| 79959 | secondary lock for relay modules, 9 Pin ISO module & flasher module |

WARNING: Cancer and Reproductive Harm
www.P65Warnings.ca.gov



Mounting Accessories

| PN | description |
|-------|---------------------------|
| 79970 | mounting standoffs, 1" |
| 79971 | mounting standoffs, 1.25" |
| 79972 | mounting standoffs, 2" |
| 79973 | mounting module |
| 79974 | flush mounting leg |
| 79975 | mounting leg, 2.50" |
| 79976 | mounting leg, 3" |

WARNING: Cancer and Reproductive Harm
www.P65Warnings.ca.gov



Accessory Modules

| PN | description |
|-------|------------------------|
| 79963 | blank module |
| 79967 | storage module, body |
| 79968 | storage module, drawer |

WARNING: Cancer and Reproductive Harm
www.P65Warnings.ca.gov



Locking Wedge

| PN | description |
|-------|---------------|
| 79969 | locking wedge |

WARNING: Cancer and Reproductive Harm
www.P65Warnings.ca.gov

Battery Terminals

Copper Die Cast Battery Terminals

Terminals can be crimped or soldered. All size terminals can be crimped with crimping tool 990000. Includes 1/4" bolts. Rated up to 48V DC.



Straight Barrel

| PN | cable size | polarity |
|--------|------------|-------------|
| 909105 | 6 ga | pos. & neg. |
| 909115 | 4 ga | pos. & neg. |
| 909125 | 2-1 ga | positive |
| 909135 | 2-1 ga | negative |
| 909145 | 1/0 ga | positive |
| 909155 | 1/0 ga | negative |
| 909165 | 2/0 ga | positive |
| 909175 | 2/0 ga | negative |
| 909185 | 3/0 ga | positive |
| 909195 | 3/0 ga | negative |
| 909485 | 4/0 ga | positive |
| 909495 | 4/0 ga | negative |

WARNING: Cancer and Reproductive Harm
www.P65Warnings.ca.gov.



Parallel (Flag)

| PN | cable size | polarity |
|--------|------------|----------|
| 909205 | 1/0 ga | positive |
| 909215 | 1/0 ga | negative |
| 909225 | 2/0 ga | positive |
| 909235 | 2/0 ga | negative |

WARNING: Cancer and Reproductive Harm
www.P65Warnings.ca.gov.



Elbow

| PN | cable size | polarity | direction |
|--------|------------|----------|-----------|
| 909425 | 1/0 ga | positive | left |
| 909435 | 1/0 ga | negative | |
| 909445 | 2/0 ga | positive | |
| 909455 | 2/0 ga | negative | |
| 909325 | 1/0 ga | positive | right |
| 909335 | 1/0 ga | negative | |
| 909345 | 2/0 ga | positive | |
| 909355 | 2/0 ga | negative | |

WARNING: Cancer and Reproductive Harm
www.P65Warnings.ca.gov.



Scan for pricing or go to
www.delcity.net/
catalogpricing

1.800.654.4757
f:1.800.431.1293

Compression Nut Battery Terminals

Install using ordinary hand tools, simply strip the cable, slip on the included compression nut and tighten. No crimper required. Compression nut and hardware included.



Straight Barrel

| PN | cable size | polarity |
|----------|------------|-------------|
| 92940206 | 6 ga | negative |
| 92940106 | 6 ga | positive |
| 92940306 | 6 ga | pos. & neg. |
| 92940204 | 4 ga | negative |
| 92940104 | 4 ga | positive |
| 92940304 | 4 ga | pos. & neg. |
| 92940221 | 2 ga | negative |
| 92940121 | 2 ga | positive |
| 92940210 | 1/0 ga | negative |
| 92940110 | 1/0 ga | positive |
| 92940310 | 1/0 ga | pos. & neg. |
| 92940220 | 2/0 ga | negative |
| 92940120 | 2/0 ga | positive |
| 92940320 | 2/0 ga | pos. & neg. |
| 92940130 | 3/0 ga | positive |
| 92940330 | 3/0 ga | pos. & neg. |
| 92940140 | 4/0 ga | negative |

WARNING: Cancer and Reproductive Harm
www.P65Warnings.ca.gov.



Parallel (Flag)

| PN | cable size | polarity |
|----------|------------|----------|
| 92941202 | 2 ga | negative |
| 92941102 | 2 ga | positive |
| 92941210 | 1/0 ga | negative |
| 92941110 | 1/0 ga | positive |
| 92941220 | 2/0 ga | negative |
| 92941120 | 2/0 ga | positive |

WARNING: Cancer and Reproductive Harm
www.P65Warnings.ca.gov.



Elbow

| PN | cable size | polarity | direction |
|----------|------------|----------|-----------|
| 92944210 | 1/0 ga | negative | left |
| 92944110 | 1/0 ga | positive | |
| 92944220 | 2/0 ga | negative | |
| 92944120 | 2/0 ga | positive | |
| 92945210 | 1/0 ga | negative | right |
| 92945110 | 1/0 ga | positive | |
| 92945220 | 2/0 ga | negative | |
| 92945120 | 2/0 ga | positive | |

WARNING: Cancer and Reproductive Harm
www.P65Warnings.ca.gov.



Extra Compression Nuts

| PN | cable size | color |
|----------|------------|-------|
| 92940306 | 6 ga | grey |
| 92940304 | 4 ga | grey |
| 92940310 | 1/0 ga | black |

WARNING: Cancer and Reproductive Harm
www.P65Warnings.ca.gov.

Pure Copper RoHS Battery Terminals

Environmentally friendly, 100% copper battery terminals. Manufactured with C11000 ETP copper and completely lead free and RoHS Compliant, making them exempt from CA Proposition 65 Requirements. Tin plated for corrosion resistance and color and die coded for crimp settings as well as polarity. Exceed SAE Standard J-1811, and provide the highest conductivity rating compared with any competing copper design. Chamfered barrels allow for easy cable insertion. Supplied with installed tin plated nuts & bolts.



Scan for pricing or go to www.delcity.net/catalogpricing

www.delcity.net
info@delcity.net



Straight Barrel

| PN | cable size | polarity |
|--------|------------|-------------|
| 918120 | 6 ga | negative |
| 918121 | 6 ga | positive |
| 918123 | 4 ga | negative |
| 918124 | 4 ga | positive |
| 918128 | 4 ga | pos. & neg. |
| 918143 | 1-2 ga | negative |
| 918144 | 1-2 ga | positive |
| 918163 | 1/0 ga | negative |
| 918164 | 1/0 ga | positive |
| 918173 | 2/0 ga | negative |
| 918174 | 2/0 ga | positive |
| 918183 | 3/0 ga | negative |
| 918184 | 3/0 ga | positive |
| 918193 | 4/0 ga | negative |
| 918194 | 4/0 ga | positive |

WARNING: Cancer and Reproductive Harm
www.P65Warnings.ca.gov



Parallel (Flag)

| PN | cable size | polarity |
|--------|------------|----------|
| 918463 | 1/0 ga | negative |
| 918464 | 1/0 ga | positive |
| 918473 | 2/0 ga | negative |
| 918474 | 2/0 ga | positive |
| 918483 | 3/0 ga | negative |
| 918484 | 3/0 ga | positive |
| 918493 | 4/0 ga | negative |
| 918494 | 4/0 ga | positive |

WARNING: Cancer and Reproductive Harm
www.P65Warnings.ca.gov



Elbow

| PN | cable size | polarity | direction |
|--------|------------|----------|-----------|
| 918363 | 1/0 ga | negative | left |
| 918364 | 1/0 ga | positive | |
| 918373 | 2/0 ga | negative | |
| 918374 | 2/0 ga | positive | |
| 918383 | 3/0 ga | negative | |
| 918384 | 3/0 ga | positive | |
| 918393 | 4/0 ga | negative | right |
| 918394 | 4/0 ga | positive | |
| 918263 | 1/0 ga | negative | |
| 918264 | 1/0 ga | positive | |
| 918273 | 2/0 ga | negative | |
| 918274 | 2/0 ga | positive | |
| 918283 | 3/0 ga | negative | |
| 918284 | 3/0 ga | positive | |
| 918293 | 4/0 ga | negative | |
| 918294 | 4/0 ga | positive | |

WARNING: Cancer and Reproductive Harm
www.P65Warnings.ca.gov

FUSION® Battery Terminals

Fusion® battery terminals provide consistent quality, faster installation, less confusion and an overall reduced cost of installation process. Fusion® terminals and lugs come loaded with pre-measured flux and solder in a tin plated copper connector. Simply clamp connector into a vise, strip cable to expose 7/8" of wire, heat and insert, then cool to solidify.



Straight Barrel

| PN | cable size | polarity |
|----------|------------|----------|
| 91940164 | 6 & 4 ga | positive |
| 91940121 | 2 & 1 ga | |
| 91940110 | 1/0 ga | |
| 91940120 | 2/0 ga | |
| 91940130 | 3/0 ga | |
| 91940140 | 4/0 ga | |
| 91940264 | 6 & 4 ga | negative |
| 91940221 | 2 & 1 ga | |
| 91940210 | 1/0 ga | |
| 91940220 | 2/0 ga | |
| 91940230 | 3/0 ga | |
| 91940240 | 4/0 ga | |

WARNING: Cancer and Reproductive Harm
www.P65Warnings.ca.gov



Parallel (Flag)

| PN | cable size | polarity |
|----------|------------|----------|
| 91941121 | 2 & 1 ga | positive |
| 91941110 | 1/0 ga | |
| 91941120 | 2/0 ga | |
| 91941130 | 3/0 ga | |
| 91941140 | 4/0 ga | |
| 91941221 | 2 & 1 ga | negative |
| 91941210 | 1/0 ga | |
| 91941220 | 2/0 ga | |
| 91941230 | 3/0 ga | |
| 91941240 | 4/0 ga | |

WARNING: Cancer and Reproductive Harm
www.P65Warnings.ca.gov



Elbow

| PN | cable size | polarity | direction | |
|----------|------------|----------|-----------|----------|
| 91944121 | 2 & 1 ga | positive | left | |
| 91944110 | 1/0 ga | | | |
| 91944120 | 2/0 ga | | | |
| 91944130 | 3/0 ga | | | |
| 91944140 | 4/0 ga | | | |
| 91944221 | 2 & 1 ga | negative | right | |
| 91944210 | 1/0 ga | | | |
| 91944220 | 2/0 ga | | | |
| 91944230 | 3/0 ga | | | |
| 91944240 | 4/0 ga | positive | right | |
| 91945121 | 2 & 1 ga | | | |
| 91945110 | 1/0 ga | | | |
| 91945120 | 2/0 ga | | | |
| 91945130 | 3/0 ga | | | |
| 91945140 | 4/0 ga | | | |
| 91945221 | 2 & 1 ga | | | negative |
| 91945210 | 1/0 ga | | | |
| 91945220 | 2/0 ga | | | |
| 91945230 | 3/0 ga | | | |
| 91945240 | 4/0 ga | | | |

WARNING: Cancer and Reproductive Harm
www.P65Warnings.ca.gov

Brass Battery Terminals

Brass construction provides corrosion protection and low resistance connections. 1/2" bolts and nuts shipped as loose pieces.



Straight Barrel

| PN | cable size | type |
|--------|------------|-------------------------|
| 906115 | 6-4 ga | pos. & neg. lead plated |
| 906095 | 1 ga | pos. & neg. lead plated |
| 906085 | 1/0 ga | pos. & neg. lead plated |
| 906105 | 2/0-3/0 ga | pos. & neg. lead plated |

WARNING: Cancer and Reproductive Harm
www.P65Warnings.ca.gov.



Split Barrel

| PN | cable size | type |
|----------|------------|-------------------------|
| 906055DL | 1-1/0 ga | pos. & neg. lead plated |
| 906705 | 2/0-3/0 ga | positive lead plated |
| 906715 | 2/0-3/0 ga | negative lead plated |

WARNING: Cancer and Reproductive Harm
www.P65Warnings.ca.gov.



Wingnut

| PN | wing stud size | type |
|--------|----------------|------------------|
| 901275 | 3/8" | pos. lead plated |
| 901285 | 5/16" | neg. lead plated |

WARNING: Cancer and Reproductive Harm
www.P65Warnings.ca.gov.



Solderless

| PN | cable size | type |
|--------|------------|------------------------|
| 901035 | 6-1 ga | pos. & neg. tin plated |

WARNING: Cancer and Reproductive Harm
www.P65Warnings.ca.gov.



Scan for pricing or go to www.delcity.net/catalogpricing

1.800.654.4757
f:1.800.431.1293

Lead Battery Terminals

Manufactured with a lead alloy composed of antimony that ensures the terminal will have the tensile strength and hardness to meet today's heavy electrical demand. Terminals are 25-50% more dense than competitive product. Bolts and nuts included. Rated up to 48V DC.



Top Post

| PN | cable size | type |
|--------|------------|-------------|
| 908885 | 6-1 ga | pos. & neg. |

WARNING: Cancer and Reproductive Harm
www.P65Warnings.ca.gov.



Heavy-Duty Top Post

| PN | cable size | type |
|--------|------------|-------------|
| 901065 | 2-4/0 ga | pos. & neg. |

WARNING: Cancer and Reproductive Harm
www.P65Warnings.ca.gov.



3-Way Top Post

| PN | cable size | type |
|--------|------------|----------|
| 901040 | 6-1 ga | negative |
| 901045 | 6-1 ga | positive |
| 901006 | 2- 4/0 ga | negative |
| 901008 | 2- 4/0 ga | positive |

WARNING: Cancer and Reproductive Harm
www.P65Warnings.ca.gov.



Ordinance Bolt Type

| PN | stud size | type |
|--------|-----------|-------------|
| 901075 | 3/8" | positive |
| 901085 | 3/8" | negative |
| 901095 | 3/8" | pos. & neg. |

WARNING: Cancer and Reproductive Harm
www.P65Warnings.ca.gov.



Epoxy Coated Top Post

| PN | stud size | type |
|--------|-----------|-------------|
| 901000 | 3/8" | pos (red) |
| 901002 | 5/16" | neg (black) |

WARNING: Cancer and Reproductive Harm
www.P65Warnings.ca.gov.



Epoxy Coated Wing Nut

| PN | studsize | type |
|--------|----------|-------------|
| 901010 | 3/8" | pos (red) |
| 901012 | 5/16" | neg (black) |

WARNING: Cancer and Reproductive Harm
www.P65Warnings.ca.gov.



Quick Disconnect

| PN | cable size | type |
|--------|------------|-------------|
| 901016 | 6-1 ga | pos. & neg. |

WARNING: Cancer and Reproductive Harm
www.P65Warnings.ca.gov.



Side Terminal

| PN | cable size | type |
|--------|------------|-------------|
| 901004 | 6-1 ga | pos. & neg. |

WARNING: Cancer and Reproductive Harm
www.P65Warnings.ca.gov.



Lead-Free OEM Style Battery Terminals

Zinc-plated copper alloy. Ribbed barrel for added wire gripping. Rated up to 48V DC. Crimp with 990003.

| PN | cable size | type |
|--------|------------|----------|
| 909065 | 6-4 ga | positive |
| 909075 | 6-4 ga | negative |
| 909085 | 2-1 ga | positive |
| 909095 | 2-1 ga | negative |

WARNING: Cancer and Reproductive Harm
www.P65Warnings.ca.gov.

MARINCO



Scan for pricing or go to www.delcity.net/catalogpricing

www.delcity.net
info@delcity.net



Battery Direct Connect

Terminate up to four electronic instruments on each set of terminals. Complete with two 14-16 gauge and two 12-10 gauge quick connect terminals.

| PN | description |
|--------|------------------------|
| 901055 | battery direct connect |

WARNING: Cancer and Reproductive Harm www.P65Warnings.ca.gov.



Lead Free Quick Clamp Terminal Set

Allows for easy, tool-free detachment from the battery. Includes four copper 6-4 ga lugs, one positive quick clamp terminal, and one negative quick clamp terminal.

| PN | stud | cable size |
|--------|-------|------------|
| 901014 | 5/16" | 6 & 4 ga |

WARNING: Cancer and Reproductive Harm www.P65Warnings.ca.gov.



Gold Battery Terminals

Genuine 24 Karat gold plated brass for exceptional conductivity. 901020 fits one 5/16" ring terminal and has two 8 ga ports. Universal polarity.

| PN | stud | cable size |
|--------|---------------------|------------|
| 901018 | top post | 6-1 ga |
| 901020 | multi-lead top post | 8 ga |

WARNING: Cancer and Reproductive Harm www.P65Warnings.ca.gov.



909300 909120 909400

Cast Stud Top Battery Terminals

Use with Group 31 batteries.

| PN | stud | wires | cable size |
|--------|------|--------|------------|
| 909000 | 3/8" | single | 4 ga |
| 909100 | | | 1-2 ga |
| 909200 | | | 1/0 ga |
| 909300 | | | 2/0 ga |
| 909400 | | | 2/0 ga |
| 909600 | | | 4/0 ga |
| 909110 | 3/8" | dual | 1/0 ga |
| 909120 | | | 2/0 ga |
| 909140 | | | 4/0 ga |

WARNING: Cancer and Reproductive Harm www.P65Warnings.ca.gov.



901044

3/8" Stud Battery Terminals

Tin-plated copper alloy.

| PN | stud | cable size | type |
|--------|------|------------|--------|
| 901044 | 3/8" | 2/0 ga | single |
| 901046 | 3/8" | 2/0 ga | dual |

WARNING: Cancer and Reproductive Harm www.P65Warnings.ca.gov.



Side Battery Terminals

Tin-plated copper alloy, side terminal bolts sold separately.

| PN | stud | cable size |
|--------|------|------------|
| 901038 | 3/8" | 4 ga |
| 901042 | 3/8" | 2 ga |

WARNING: Cancer and Reproductive Harm www.P65Warnings.ca.gov.

Battery Post Converters and Adapters

Lead Construction



611DL



Stud to Post Terminal Conversion Posts

| PN | stud | type |
|-------|------|-----------|
| 610DL | 3/8" | universal |
| 611DL | 3/8" | positive |
| 612DL | 3/8" | negative |

WARNING: Cancer and Reproductive Harm www.P65Warnings.ca.gov.

Flag to Post Terminal Adapter

| PN | type |
|--------|-----------|
| 901034 | universal |

WARNING: Cancer and Reproductive Harm www.P65Warnings.ca.gov.

Side to Post Terminal Adapter

| PN | type |
|--------|-----------|
| 901028 | universal |

WARNING: Cancer and Reproductive Harm www.P65Warnings.ca.gov.



901030

Post to Side Terminal Adapters

| PN | stud | type |
|--------|------|----------|
| 901030 | 3/8" | positive |
| 901032 | 3/8" | negative |

WARNING: Cancer and Reproductive Harm www.P65Warnings.ca.gov.



901022

Side Terminal Charging Post

| PN | stud | type |
|--------|------|----------|
| 901022 | 3/8" | positive |
| 901024 | 3/8" | negative |

WARNING: Cancer and Reproductive Harm www.P65Warnings.ca.gov.



Post to 3/8" Stud Converter

| PN | stud | type |
|--------|------|-----------|
| 901026 | 3/8" | universal |

WARNING: Cancer and Reproductive Harm www.P65Warnings.ca.gov.



Standard Bare Copper Lugs

Perfect for large gauge applications for power draw or grounding, and can be crimped or soldered. Amp ratings are suggested and are dependent on length of run of wire. Rated up to 48V DC. UL.

| PN | stud | cable size |
|--------|---------|------------|
| 906400 | #10 | 8 ga |
| 906405 | | 6 ga |
| 906415 | | 4 ga |
| 906500 | 1/4" | 8 ga |
| 906505 | | 6 ga |
| 906515 | | 4 ga |
| 906525 | | 2 ga |
| 906535 | | 1 ga |
| 906545 | | 1/0 ga |
| 906555 | | 2/0 ga |
| 906565 | 3/0 ga | |
| 906575 | 4/0 ga | |
| 906600 | 5/16" | 8 ga |
| 906605 | | 6 ga |
| 906615 | | 4 ga |
| 906625 | | 2 ga |
| 906635 | | 1 ga |
| 906645 | | 1/0 ga |
| 906655 | | 2/0 ga |
| 906665 | | 3/0 ga |
| 906675 | | 4/0 ga |
| 906685 | 250 MCM | |

min. 5 pcs.

| PN | stud | cable size |
|--------|---------|------------|
| 906800 | 3/8" | 8 ga |
| 906805 | | 6 ga |
| 906815 | | 4 ga |
| 906825 | | 2 ga |
| 906835 | | 1 ga |
| 906845 | | 1/0 ga |
| 906855 | | 2/0 ga |
| 906865 | | 3/0 ga |
| 906875 | | 4/0 ga |
| 906885 | | 250 MCM |
| 907800 | 1/2" | 8 ga |
| 907805 | | 6 ga |
| 907815 | | 4 ga |
| 907825 | | 2 ga |
| 907835 | | 1 ga |
| 907845 | | 1/0 ga |
| 907855 | | 2/0 ga |
| 907865 | | 3/0 ga |
| 907875 | | 4/0 ga |
| 907885 | 250 MCM | |

WARNING: Cancer and Reproductive Harm
www.P65Warnings.ca.gov.



Scan for pricing or go to www.delcity.net/catalogpricing

1.800.654.4757
f:1.800.431.1293



Tin Plated Copper Lugs

Reduce corrosion caused by harsh environments. They can be installed by crimping or soldering. Rated up to 600V. UL.

| PN | stud | cable size |
|--------|---------|------------|
| 916400 | #10 | 8 ga |
| 916405 | | 6 ga |
| 916415 | | 4 ga |
| 916500 | 1/4" | 8 ga |
| 916505 | | 6 ga |
| 916515 | | 4 ga |
| 916525 | | 2 ga |
| 916535 | | 1 ga |
| 916545 | | 1/0 ga |
| 916555 | | 2/0 ga |
| 916565 | 3/0 ga | |
| 916575 | 4/0 ga | |
| 916600 | 5/16" | 8 ga |
| 916605 | | 6 ga |
| 916615 | | 4 ga |
| 916625 | | 2 ga |
| 916635 | | 1 ga |
| 916645 | | 1/0 ga |
| 916655 | | 2/0 ga |
| 916665 | | 3/0 ga |
| 916675 | | 4/0 ga |
| 916585 | 250 MCM | |

min. 5 pcs.

| PN | stud | cable size |
|--------|---------|------------|
| 916800 | 3/8" | 8 ga |
| 916805 | | 6 ga |
| 916815 | | 4 ga |
| 916825 | | 2 ga |
| 916835 | | 1 ga |
| 916845 | | 1/0 ga |
| 916855 | | 2/0 ga |
| 916865 | | 3/0 ga |
| 916875 | | 4/0 ga |
| 916885 | | 250 MCM |
| 918800 | 1/2" | 8 ga |
| 918810 | | 6 ga |
| 918815 | | 4 ga |
| 918825 | | 2 ga |
| 918835 | | 1 ga |
| 918845 | | 1/0 ga |
| 918855 | | 2/0 ga |
| 918865 | | 3/0 ga |
| 918875 | | 4/0 ga |
| 918885 | 250 MCM | |

WARNING: Cancer and Reproductive Harm
www.P65Warnings.ca.gov.

Angled Copper Lugs

Install by crimping or soldering. Burr-free for a professional look. Rated up to 600V.

Scan for pricing or go to www.delcity.net/catalogpricingwww.delcity.net
info@delcity.net**45° Tin Plated Copper Lugs**

| PN | stud | amp | cable size |
|--------|-------|-----|------------|
| 928605 | 5/16" | 40 | 6 ga |
| 928615 | | 70 | 4 ga |
| 928625 | | 90 | 2 ga |
| 928635 | | 125 | 1 ga |
| 928645 | | 150 | 1/0 ga |
| 928655 | | 175 | 2/0 ga |
| 928665 | | 225 | 3/0 ga |
| 928675 | | 225 | 4/0 ga |

min. 5 pcs.

| PN | stud | amp | cable size |
|--------|------|-----|------------|
| 928805 | 3/8" | 40 | 6 ga |
| 928815 | | 70 | 4 ga |
| 928825 | | 90 | 2 ga |
| 928835 | | 125 | 1 ga |
| 928845 | | 150 | 1/0 ga |
| 928855 | | 175 | 2/0 ga |
| 928875 | | 225 | 4/0 ga |

⚠ WARNING: Cancer and Reproductive Harm
www.P65Warnings.ca.gov

90° Tin Plated Copper Lugs

| PN | stud | amp | cable size |
|--------|-------|-----|------------|
| 929605 | 5/16" | 40 | 6 ga |
| 929615 | | 70 | 4 ga |
| 929625 | | 90 | 2 ga |
| 929635 | | 125 | 1 ga |
| 929645 | | 150 | 1/0 ga |
| 929655 | | 175 | 2/0 ga |
| 929665 | | 225 | 3/0 ga |
| 929675 | | 225 | 4/0 ga |

min. 5 pcs.

| PN | stud | amp | cable size |
|--------|------|--------|------------|
| 929805 | 3/8" | 40 | 6 ga |
| 929815 | | 70 | 4 ga |
| 929825 | | 90 | 2 ga |
| 929835 | | 125 | 1 ga |
| 929845 | | 150 | 1/0 ga |
| 929855 | | 175 | 2/0 ga |
| 929865 | | 225 | 3/0 ga |
| 929870 | 225 | 4/0 ga | |

⚠ WARNING: Cancer and Reproductive Harm
www.P65Warnings.ca.gov

45° Standard Bare Copper Lugs

| PN | stud | amp | cable size |
|--------|-------|-----|------------|
| 926605 | 5/16" | 40 | 6 ga |
| 926615 | | 70 | 4 ga |
| 926625 | | 90 | 2 ga |
| 926635 | | 125 | 1 ga |
| 926645 | | 150 | 1/0 ga |
| 926655 | | 175 | 2/0 ga |
| 926665 | | 225 | 3/0 ga |
| 926675 | | 225 | 4/0 ga |

min. 5 pcs.

| PN | stud | amp | cable size |
|--------|------|-----|------------|
| 926805 | 3/8" | 40 | 6 ga |
| 926815 | | 70 | 4 ga |
| 926825 | | 90 | 2 ga |
| 926835 | | 125 | 1 ga |
| 926845 | | 150 | 1/0 ga |
| 926855 | | 175 | 2/0 ga |
| 926875 | | 225 | 4/0 ga |

⚠ WARNING: Cancer and Reproductive Harm
www.P65Warnings.ca.gov

90° Standard Bare Copper Lugs

| PN | stud | amp | cable size |
|--------|-------|-----|------------|
| 927605 | 5/16" | 40 | 6 ga |
| 927615 | | 70 | 4 ga |
| 927625 | | 90 | 2 ga |
| 927635 | | 125 | 1 ga |
| 927645 | | 150 | 1/0 ga |
| 927655 | | 175 | 2/0 ga |
| 927665 | | 225 | 3/0 ga |
| 927675 | | 225 | 4/0 ga |

min. 5 pcs.

| PN | stud | amp | cable size |
|--------|------|--------|------------|
| 927805 | 3/8" | 40 | 6 ga |
| 927815 | | 70 | 4 ga |
| 927825 | | 90 | 2 ga |
| 927835 | | 125 | 1 ga |
| 927845 | | 150 | 1/0 ga |
| 927855 | | 175 | 2/0 ga |
| 927865 | | 225 | 3/0 ga |
| 927875 | 225 | 4/0 ga | |

⚠ WARNING: Cancer and Reproductive Harm
www.P65Warnings.ca.gov

Golf Car Terminal Lug

Tin-plated copper for corrosion resistance. Sold in bags of 50.

| PN | stud | cable size |
|--------|-------|------------|
| 901036 | 5/16" | 6 ga |

⚠ WARNING: Cancer and Reproductive Harm
www.P65Warnings.ca.gov





FUSION® Copper Lugs - Standard

Pre-measured and loaded with correctly metered flux and solder in a tin plated copper connector. Clamp connector into a vise, strip cable to expose 7/8" of wire, heat, insert, then cool to solidify. Heat shrink recommended to provide additional corrosion resistance.

| PN | stud | cable size |
|----------|--------|------------|
| 91912114 | 1/4" | 2 & 1 ga |
| 91911014 | | 1/0 ga |
| 91912014 | | 2/0 ga |
| 91913014 | | 3/0 ga |
| 91914014 | | 4/0 ga |
| 91912156 | | 5/16" |
| 91911056 | 1/0 ga | |
| 91912056 | 2/0 ga | |
| 91913056 | 3/0 ga | |
| 91914056 | 4/0 ga | |

| PN | stud | cable size |
|----------|--------|------------|
| 91912138 | 3/8" | 2 & 1 ga |
| 91911038 | | 1/0 ga |
| 91912038 | | 2/0 ga |
| 91913038 | | 3/0 ga |
| 91914038 | | 4/0 ga |
| 91912112 | | 1/2" |
| 91911012 | 1/0 ga | |
| 91912012 | 2/0 ga | |
| 91913012 | 3/0 ga | |
| 91914012 | 4/0 ga | |

WARNING: Cancer and Reproductive Harm
www.P65Warnings.ca.gov.



Scan for pricing or go to www.delcity.net/catalogpricing

1.800.654.4757
f:1.800.431.1293



Heavy-duty Copper Lugs

Crimp with 990000 (4-4/0 gauge), refer to page 318. Length: 2 3/16". Rated to 600V AC.

| PN | stud | cable size | color code |
|--------|-------|------------|------------|
| 907315 | 5/16" | 4 ga | gray |
| 907325 | | 2 ga | green |
| 907335 | | 1 ga | pink |
| 907415 | 3/8" | 4 ga | gray |
| 907425 | | 2 ga | green |
| 907435 | | 1 ga | pink |
| 907445 | | 1/0 ga | black |
| 907455 | | 2/0 ga | orange |

| PN | stud | cable size | color code |
|--------|------|------------|------------|
| 907465 | 3/8" | 3/0 ga | purple |
| 907475 | | 4/0 ga | yellow |
| 907535 | 1/2" | 1 ga | pink |
| 907545 | | 1/0 ga | black |
| 907555 | | 2/0 ga | orange |
| 907565 | | 3/0 ga | purple |
| 907575 | | 4/0 ga | yellow |

WARNING: Cancer and Reproductive Harm
www.P65Warnings.ca.gov.



Compression Nut Heavy Wall Lugs

Install using ordinary hand tools, strip the cable, slip on the included compression nut and tighten. No crimper required. Compression nut included.

| PN | stud | cable size |
|----------|------|------------|
| 92920638 | 3/8" | 6 ga |
| 92920438 | | 4 ga |
| 92922138 | | 2 & 1 ga |
| 92921038 | | 1/0 ga |
| 92922038 | | 2/0 ga |
| 92923038 | | 3/0 ga |
| 92924038 | | 4/0 ga |

| PN | stud | cable size |
|----------|------|------------|
| 92920612 | 1/2" | 6 ga |
| 92920412 | | 4 ga |
| 92921012 | | 1/0 ga |
| 92922012 | | 2/0 ga |

WARNING: Cancer and Reproductive Harm
www.P65Warnings.ca.gov.



Extra Compression Nuts

| PN | cable size | color code |
|----------|------------|------------|
| 92940306 | 6 ga | grey |
| 92940304 | 4 ga | grey |

| PN | cable size | color code |
|----------|------------|------------|
| 92940310 | 1/0 ga | black |

WARNING: Cancer and Reproductive Harm
www.P65Warnings.ca.gov.



FUSION® Copper Lugs- Heavy Wall

Pre-measured and loaded with correctly metered flux and solder in a tin plated copper connector. Simply clamp connector into a vise, strip cable to expose 7/8" of wire, heat and insert, then cool to solidify. Heat shrink recommended to provide additional corrosion resistance.

| PN | stud | cable size |
|----------|------|------------|
| 91926438 | 3/8" | 6 & 4 ga |
| 91922138 | | 2 & 1 ga |
| 91921038 | | 1/0 ga |
| 91922038 | | 2/0 ga |
| 91923038 | | 3/0 ga |
| 91924038 | | 4/0 ga |

| PN | stud | cable size |
|----------|------|------------|
| 91922112 | 1/2" | 2 & 1 ga |
| 91921012 | | 1/0 ga |
| 91922012 | | 2/0 ga |
| 91924012 | | 4/0 ga |

WARNING: Cancer and Reproductive Harm
www.P65Warnings.ca.gov.



Scan for pricing or go to www.delcity.net/catalogpricing

www.delcity.net
info@delcity.net



Anti-Rotational Copper Crimp Lugs

Designed for top post and side mount batteries. Stackable for multiple battery hook-ups. Stacked terminals can lock at 24 different positions for easier cable routing. 36 "teeth" bite into the metal so the terminal will not rotate. Terminals of different gauge sizes will easily stack and lock to each other. Lugs crimp with 990000 (all sizes) or 990005 crimping tools.

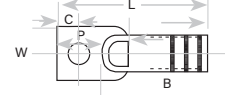
| PN | stud | cable size | color code |
|--------|------|------------|------------|
| 919005 | 3/8" | 6 ga | gray |
| 919015 | | 4 ga | gray |
| 919025 | | 2 ga | green |

| PN | stud | cable size | color code |
|--------|------|------------|------------|
| 919045 | 3/8" | 1/0 ga | black |
| 919055 | | 2/0 ga | orange |
| 919065 | | 3/0 ga | purple |

WARNING: Cancer and Reproductive Harm www.P65Warnings.ca.gov.

Copper Compression Lugs

Sized for class B&C AWG cable. To accommodate FLEX wire, increase lug size to next larger size. Use 990000 and 990005 crimp tools. Rated up to 600V AC. UL, CSA and RoHS.



| PN | cable size | FLEX | stud size | color code | barrel I.D. | dimensions in inches | | | | |
|--------|------------|------|-----------|------------|-------------|----------------------|-------|------|-------|------|
| | | | | | | W | L | C | P | B |
| 917615 | 8 | 8 | 1/4" | red | .179 | .486 | 1.375 | .320 | .680 | .500 |
| 917635 | 6 | — | 1/4" | blue | .203 | .411 | 1.375 | .320 | .680 | .500 |
| 917645 | 6 | — | 5/16" | blue | .203 | .532 | 1.570 | .352 | .875 | .500 |
| 917655 | 6 | — | 3/8" | blue | .203 | .593 | 1.570 | .414 | .875 | .500 |
| 917675 | 4 | 6 | 1/4" | gray | .250 | .486 | 1.414 | .320 | .680 | .500 |
| 917685 | 4 | 6 | 5/16" | gray | .250 | .486 | 1.609 | .352 | .875 | .500 |
| 917695 | 4 | 6 | 3/8" | gray | .250 | .593 | 1.609 | .414 | .875 | .500 |
| 917705 | 2 | — | 1/4" | brown | .312 | .599 | 1.591 | .320 | .680 | .625 |
| 917715 | 2 | — | 5/16" | brown | .312 | .599 | 1.786 | .352 | .875 | .625 |
| 917725 | 2 | — | 3/8" | brown | .312 | .599 | 1.786 | .414 | .875 | .625 |
| 917735 | 1 | 2 | 1/4" | green | .359 | .673 | 1.830 | .320 | .875 | .625 |
| 917745 | 1 | 2 | 5/16" | green | .359 | .673 | 1.830 | .352 | .875 | .625 |
| 917755 | 1 | 2 | 3/8" | green | .359 | .673 | 1.830 | .414 | .875 | .625 |
| 917765 | 1/0 | 1 | 1/4" | pink | .390 | .738 | 1.981 | .320 | .875 | .750 |
| 917775 | 1/0 | 1 | 5/16" | pink | .390 | .738 | 1.981 | .352 | .875 | .750 |
| 917785 | 1/0 | 1 | 3/8" | pink | .390 | .738 | 1.981 | .414 | .875 | .750 |
| 917805 | 2/0 | 1/0 | 1/4" | black | .437 | .811 | 2.021 | .320 | .875 | .750 |
| 917825 | 2/0 | 1/0 | 3/8" | black | .437 | .811 | 2.021 | .414 | .875 | .750 |
| 917835 | 2/0 | 1/0 | 1/2" | black | .437 | .811 | 2.396 | .546 | 1.250 | .750 |
| 917855 | 3/0 | 2/0 | 1/4" | orange | .484 | .885 | 2.064 | .320 | .875 | .750 |
| 917860 | 3/0 | 2/0 | 3/8" | orange | .484 | .885 | 2.064 | .414 | .875 | .750 |
| 917865 | 3/0 | 2/0 | 1/2" | orange | .484 | .885 | 2.439 | .546 | 1.250 | .750 |
| 917905 | 4/0 | 3/0 | 3/8" | purple | .547 | 0.999 | 2.241 | .414 | .875 | .875 |
| 917915 | 4/0 | 3/0 | 1/2" | purple | .547 | 0.999 | 2.616 | .546 | 1.250 | .875 |

WARNING: Cancer and Reproductive Harm www.P65Warnings.ca.gov.

Heavy Die Cast Copper Crimp Lugs

Cast copper alloy provides a thicker and stronger connection. Ideal for large volume users. Lugs crimp with 990000. UL.



| PN | stud | cable size | color code |
|--------|------|------------|------------|
| 909705 | 3/8" | 6 ga | gray |
| 909715 | | 4 ga | gray |
| 909725 | | 2 ga | green |
| 909735 | | 1 ga | pink |
| 909745 | | 1/0 ga | black |
| 909755 | | 2/0 ga | orange |
| 909765 | | 3/0 ga | purple |
| 909775 | | 4/0 ga | yellow |

| PN | stud | cable size | color code |
|--------|------|------------|------------|
| 909815 | 1/2" | 4 ga | gray |
| 909825 | | 2 ga | green |
| 909835 | | 1 ga | pink |
| 909845 | | 1/0 ga | black |
| 909855 | | 2/0 ga | orange |
| 909865 | | 3/0 ga | purple |
| 909875 | | 4/0 ga | yellow |

WARNING: Cancer and Reproductive Harm www.P65Warnings.ca.gov.

Battery Butt Connectors



Anti-Rotational Copper In-Line Terminals

100% cast copper alloy in-line terminal. Machine finished. Use 990000 crimp tool to terminate.

| PN | stud | cable size | color code |
|--------|------|------------|------------|
| 909035 | 3/8" | 1/0 ga | black |
| 909045 | | 2/0 ga | orange |
| 909055 | | 3/0 ga | purple |

WARNING: Cancer and Reproductive Harm
www.P65Warnings.ca.gov.



Scan for pricing or go to
www.delcity.net/
catalogpricing

Butt Connectors

Use for standard cable crimp connectors. Manufactured from copper alloy with tin plating. Use crimp tool 990000 for a secure mechanical crimp.



| PN | gauge | style | stock | pkg qty |
|--------|-------|---------------|-------|---------|
| 224005 | 8 | brazed barrel | .050 | 25 |
| 225005 | 6 | brazed barrel | .050 | 25 |
| 226005 | 4 | brazed barrel | .075 | 25 |
| 227005 | 2 | solid barrel | .075 | 10 |
| 211005 | 1 | solid barrel | .030 | 10 |
| 212005 | 1/0 | solid barrel | .030 | 10 |
| 213005 | 2/0 | solid barrel | .038 | 10 |
| 214005 | 3/0 | solid barrel | .050 | 10 |

WARNING: Cancer and Reproductive Harm www.P65Warnings.ca.gov.

FUSION® Butt Splices

Pre-measured and loaded with correctly metered flux and solder in a tin plated copper connector. Simply clamp connector into a vise, strip cable to expose 7/8" of wire, heat and insert, then cool to solidify. Heat shrink recommended to provide additional corrosion resistance.



| PN | cable size |
|----------|------------|
| 91910100 | 1/0 ga |
| 91910200 | 2/0 ga |
| 91910400 | 4/0 ga |

WARNING: Cancer and Reproductive Harm www.P65Warnings.ca.gov.

Copper Compression Splices

Tin-plated with a wire stop to ensure proper cable insertion. Color coded for home building to visually designate correct cable size. Sized for class B&C AWG cable. To accommodate FLEX wire, increase size to next larger size. Use 990000 and 990005 tools to crimp. Rated up to 600V AC. UL, CSA and RoHS rated.



| PN | cable size | FLEX | color code | barrel I.D. | length |
|--------|------------|------|------------|-------------|--------|
| 237105 | 8 | 8 | red | .179 | 1.125 |
| 237205 | 6 | — | blue | .203 | 1.750 |
| 237305 | 4 | 6 | gray | .250 | 1.750 |
| 237405 | 2 | — | brown | .312 | 1.875 |
| 237505 | 1 | 2 | green | .359 | 1.875 |
| 237060 | 1/0 | 1 | pink | .390 | 1.875 |
| 237070 | 2/0 | 1/0 | black | .437 | 2.000 |
| 237080 | 3/0 | 2/0 | orange | .484 | 2.125 |
| 237090 | 4/0 | 3/0 | purple | .547 | 2.125 |

WARNING: Cancer and Reproductive Harm www.P65Warnings.ca.gov.

1.800.654.4757
f:1.800.431.1293

Battery Accessories




Scan for pricing or go to www.delcity.net/catalogpricing

www.delcity.net
info@delcity.net



990010



990011



9900433



9900431



605DL



603DL



909685



Battery Terminal and Post Brush

Removes corrosion from posts and terminals. The top post brush cleans both the battery connection post and terminal. The side post cleaner is designed to clean the battery connection and has a molded housing that can be installed onto a 1/4" ratchet head.

| PN | description |
|--------|-----------------------------|
| 990010 | top post battery brush |
| 990011 | side terminal cleaner brush |

WARNING: Cancer and Reproductive Harm www.P65Warnings.ca.gov.

Battery Carrier

Lift group 65 batteries from 4 1/2" to 7 1/2". The steel handle and adjustable arm have rubber pads riveted and glued to each end to provide superior grip. The carrier features a non-slip vinyl hand grip and can carry up to 13 lbs.

| PN | description |
|---------|--------------------------------|
| 9900420 | side grip battery carrier tool |

WARNING: Cancer and Reproductive Harm www.P65Warnings.ca.gov.

Battery Fillers

Perfect for filling batteries, the compact bulb filler holds 6 ounces and is 9 inches long. The container holds up to 2 1/4 quarts and features an automatic shut off and double action valve tip that prevents "after" drips.

| PN | description | size |
|---------|--------------------------|-------------|
| 9900433 | bulb type battery filler | 6 oz |
| 9900431 | battery fill container | 2.125 quart |

WARNING: Cancer and Reproductive Harm www.P65Warnings.ca.gov.

Brass Bolt Extenders

Used for adding direct to battery auxiliary connections.

| PN | description | thread |
|-------|------------------------------------|---------|
| 605DL | side terminal power accessory bolt | 3/8"-16 |
| 607DL | top post terminal bolt extender | 5/8"-18 |

WARNING: Cancer and Reproductive Harm - www.P65Warnings.ca.gov.



Side Terminal Bolts

Replace your worn-out bolts or stud connection points with these gold or zinc-plated styles.

| PN | plating | thread |
|-------|---------|---------|
| 604DL | zinc | 3/8"-16 |
| 606DL | gold | 3/8"-16 |

WARNING: Cancer and Reproductive Harm - www.P65Warnings.ca.gov.

Battery Bolts and Nuts

| PN | description | size |
|--------|--|----------------------|
| 603DL | shoulder head nut | 5/16" x #18 x 1 1/2" |
| 608DL | OE double threaded bolt, 2-pack | 1/4"-#20 |
| 909685 | battery terminal fastener for 3/8" - 16NPT stud type mount batteries | 3/8" x #16 x 1" |

WARNING: Cancer and Reproductive Harm - www.P65Warnings.ca.gov.

Battery Terminal Solder Slugs

A fast and economical method for attaching a battery terminal to a cable. Rough sealed connection for optimum performance. Slugs are color-coded for gauge to industry standards.

| PN | slug size | color |
|--------|-----------|-------|
| 900975 | 6 ga | gray |
| 900905 | 4 ga | gray |
| 900915 | 2 ga | green |
| 900925 | 1 ga | pink |

| PN | slug size | color |
|--------|-----------|--------|
| 900935 | 1/0 ga | black |
| 900945 | 2/0 ga | orange |
| 900955 | 3/0 ga | purple |
| 900965 | 4/0 ga | yellow |

WARNING: Cancer and Reproductive Harm - www.P65Warnings.ca.gov.

Liquid Flux

Flux removes oxidation in copper and solder. Use one drop of liquid flux on the stripped copper wire to assist in your connection. Large cable sizes will require a few additional drops.

| PN | description |
|------|----------------------------|
| 8920 | liquid flux, 2 oz no clean |

WARNING: Cancer and Reproductive Harm - www.P65Warnings.ca.gov.

Solder Bar

This bar is ideal for larger soldering projects.

| PN | tin/lead | weight (lb.) | length |
|------|----------|--------------|--------|
| 8915 | 60/40 | 1 | 12" |

WARNING: Cancer and Reproductive Harm - www.P65Warnings.ca.gov.



"44" Rosin Core Solder

Offers excellent wetting action and the flux is completely non-corrosive. Flux is electrically non-conductive. Excellent for electrical/electronic work. Qualified products listed under specification QQ-S-571 Type Wrap.

| PN | tin/lead | weight | diameter | ga. |
|------|----------|--------|----------|-----|
| 8900 | 60/40 | 1lb | .025" | 25 |
| 8901 | 60/40 | 1 | .031" | 21 |
| 8902 | 60/40 | 1 | .062" | 16 |
| 8903 | 63/37 | 1 | .031" | 21 |

| PN | tin/lead | weight | diameter | ga. |
|------|----------|--------|----------|-----|
| 8904 | 63/37 | 1 | .062" | 16 |
| 8905 | 60/40 | 1 | .093" | 13 |
| 8906 | 40/60 | 1 | .093" | 13 |

WARNING: Cancer and Reproductive Harm - www.P65Warnings.ca.gov.



Scan for pricing or go to www.delcity.net/catalogpricing

Insulators

Battery terminal insulators provide added protection against corrosion and harmful chemicals on battery and alternator cables. They provide improved appearance and prolonged cable life. RoHS.



Straight Insulators

| PN | gauge | color |
|--------|---------|-------|
| 901645 | 8-6 | red |
| 901655 | 8-6 | black |
| 901695 | 4-1 | red |
| 901705 | 4-1 | black |
| 901715 | 1/0 | red |
| 901725 | 1/0 | black |
| 901735 | 2/0 | red |
| 901745 | 2/0 | black |
| 901755 | 3/0-4/0 | red |
| 901765 | 3/0-4/0 | black |

WARNING: Cancer and Reproductive Harm www.P65Warnings.ca.gov.

Marine Insulators

| PN | gauge | color |
|--------|-------|-------|
| 901555 | 6 | red |
| 901565 | 6 | black |
| 901575 | 3/0 | red |
| 901585 | 3/0 | black |

WARNING: Cancer and Reproductive Harm www.P65Warnings.ca.gov.



3/8" Stud Terminal Insulators

| PN | gauge | color |
|--------|---------|-------|
| 901915 | 2-2/0 | red |
| 901925 | 2-2/0 | black |
| 901935 | 2/0-3/0 | red |
| 901945 | 2/0-3/0 | black |

WARNING: Cancer and Reproductive Harm www.P65Warnings.ca.gov.



Testing Clip Insulators

| PN | amp | color |
|--------|--------|-------|
| 148001 | 25 amp | red |
| 148005 | 25 amp | black |

WARNING: Cancer and Reproductive Harm www.P65Warnings.ca.gov.

Alligator Clip Insulators

| PN | color |
|--------|-------|
| 145501 | red |
| 145505 | black |

WARNING: Cancer and Reproductive Harm www.P65Warnings.ca.gov.

Booster Cables

Manufactured from extremely flexible bonded cable and will remain flexible in most extreme climates. The cable clamps are color-coded for easy identification and work with top and side post terminals.



5369DL



5372

| PN | length (ft) | gauge | insul. color | clamp (amps) | package |
|---------|-------------|-------|--------------|--------------|------------|
| 5367 | 12 | 4 | white/black | 400 | retail box |
| 5368 | 16 | 4 | white/black | 400 | retail box |
| 5369DL | 20 | 4 | white/black | 400 | retail box |
| 5372* | 16 | 4 | white/black | 500 | retail box |
| 5378DL* | 20 | 2 | red/black | 500 | retail box |

* Parrot style clamp **WARNING:** Cancer and Reproductive Harm www.P65Warnings.ca.gov.

Extreme Temperature Booster Cable

Made with Arctic Superflex Blue® cable for unmatched performance and durability. Proven in the most extreme environments and in sub-zero weather, staying flexible in temperatures of -55°C to 105°C (-67°F to 221°F).



5380

Clamp to Clamp

| PN | length (ft) | gauge | insul. Color | clamp (amps) | package |
|------|-------------|-------|--------------|--------------|-------------|
| 5380 | 16 | 4 | blue/red | 400 | storage bag |
| 5384 | 25 | 1/0 | blue/red | 800 | storage bag |

WARNING: Cancer and Reproductive Harm www.P65Warnings.ca.gov.

Harness to Clamp

| PN | length (ft) | gauge | insul. Color | clamp (amps) | package |
|------|-------------|-------|--------------|--------------|-------------|
| 5386 | 16 | 4 | blue/red | 400 | storage bag |
| 5388 | 25 | 1/0 | blue/red | 800 | storage bag |

WARNING: Cancer and Reproductive Harm www.P65Warnings.ca.gov.

Harness End

| PN | length (ft) | gauge | insul. Color | clamp (amps) | package |
|------|-------------|-------|--------------|--------------|---------|
| 5392 | 4 | 1/0 | black/red | 350 | - |

WARNING: Cancer and Reproductive Harm www.P65Warnings.ca.gov.

5392



1.800.654.4757
f:1.800.431.1293


Anderson SB® Connectors & Accessories

Mechanical keys molded into connectors of the same color only will mate. Different color housings may be selected to identify other voltages, thus preventing the mismatching of the power supply to the electrical output. Spring-loaded, silver plated, contoured contacts have a self-wiping cleaning action which ensures greater conductivity and longer life. Housing does not include connector; pieces are sold separately. UR and CSA.



Scan for pricing or go to www.delcity.net/catalogpricing

www.delcity.net
info@delcity.net



Housing

| PN | AMP | color | APP PN |
|------|-----|--------|--------|
| 5632 | 50 | black | 992G2 |
| 5633 | | gray | 992 |
| 5634 | | red | 992G1 |
| 5646 | 120 | gray | 6810G1 |
| 5648 | | red | 6810G3 |
| 5647 | | blue | 6810G2 |
| 5635 | 175 | gray | 940 |
| 5638 | | red | 949 |
| 5636 | | blue | 941 |
| 5637 | | yellow | 943 |
| 5639 | 350 | gray | 906 |
| 5641 | | red | 913 |
| 5640 | | blue | 912 |
| 5642 | | yellow | 914 |

WARNING: Cancer and Reproductive Harm - www.P65Warnings.ca.gov.



Reducer Bushings

Reducer Bushings allow the crimping of larger contacts onto smaller cable sizes, ensuring a proper fit.

| PN | Amp series | cable size conversion | APP PN |
|------|------------|-----------------------|--------|
| 5600 | 50 Amp | 6 to 8 ga | 5912 |
| 5601 | 50 Amp | 6 to 10 & 12 ga | 5910 |
| 5602 | 175 Amp | 1/0 to 1 ga | 5687 |
| 5603 | 175 Amp | 1/0 to 2 ga | 5690 |
| 5604 | 175 Amp | 1/0 to 4 ga | 5693 |
| 5605 | 350 Amp | 2/0 to 1/0 ga | 5918 |

WARNING: Cancer and Reproductive Harm - www.P65Warnings.ca.gov.



Polycarbonate Handle Kits

Allow easier mating and unmating of the connector housings.

| Amp series | gray PN | black PN | red PN |
|---------------|---------|----------|--------|
| 50 & 120 Amp | 5606 | 5607 | 5608 |
| 175 & 350 Amp | 5609 | 5610 | 5611 |

WARNING: Cancer and Reproductive Harm - www.P65Warnings.ca.gov.

Contact

| PN | AMP | wire size | APP PN |
|--------|-----|-----------|--------|
| 5614 | 50 | 10/12 ga | 5915 |
| 5615 | | 8 ga | 5952 |
| 5613DL | | 6 ga | 5900 |
| 5616 | 120 | 6 ga | 1319G6 |
| 5617 | | 4 ga | 1319G4 |
| 5618 | | 2 ga | 1319 |
| 5628 | 175 | 4 ga | 1384 |
| 5627 | | 2 ga | 1383 |
| 5629 | | 1 ga | 1347 |
| 5626 | | 1/0 ga | 1382 |
| 5643 | 350 | 2/0 ga | 907 |
| 5644 | | 3/0 ga | 916 |
| 5645 | | 4/0 ga | 908 |

WARNING: Cancer and Reproductive Harm - www.P65Warnings.ca.gov.



Protective Boots

| PN | Amp Series |
|--------|------------|
| 925050 | 50 Amp |
| 925175 | 175 Amp |
| 925350 | 350 Amp |

WARNING: Cancer and Reproductive Harm - www.P65Warnings.ca.gov.

INFORMATION

Two (2) housings (same color) and four (4) contacts required for complete connection.



Protective Caps

| Amp Series | red PN | black PN |
|------------|--------|----------|
| 50 Amp | 905050 | 915050 |
| 120 Amp | - | 915120 |
| 175 Amp | 905175 | 915175 |
| 350 Amp | 905350 | 915350 |

WARNING: Cancer and Reproductive Harm - www.P65Warnings.ca.gov.



FUSION® Contacts

Pre-loaded with pre-measured solder & flux.

| PN | cable size | Amp series |
|------|------------|------------|
| 5728 | 4 & 2 ga | 175 Amp |
| 5726 | 1/0 ga | 175 Amp |
| 5743 | 2/0 ga | 350 Amp |
| 5745 | 4/0 ga | 350 Amp |

WARNING: Cancer and Reproductive Harm - www.P65Warnings.ca.gov.



Cable Clamps

Used to securely hold cables in place, preventing accidental strain, pull, or dislodgement of wire or contacts from the housing.

| PN | Amp series | cable type/use |
|------|------------|------------------------|
| 5619 | 50 Amp | single |
| 5621 | 50 Amp | dual |
| 5622 | 175 Amp | single, without handle |
| 5624 | 175 Amp | single, with handle |
| 5623 | 175 Amp | dual |
| 5625 | 350 Amp | single |

WARNING: Cancer and Reproductive Harm - www.P65Warnings.ca.gov.

Anderson Powerpole® Connectors & Accessories

Anderson Powerpole® Series connectors and accessories provide a secure and reliable connection. Single piece housings are constructed of impact resistant polycarbonate for extra strength and superior dielectric properties. Designed to be interchangeable, genderless, and allow for custom multi-pole configurations. Spring-loaded, silver plated copper contacts have a self-cleaning design to ensure greater conductivity and corrosion resistance. Housings do not include contacts; pieces sold separately. UR and CSA Classification. Flammability Classification UL94V-2. Operating temperature: -20°C (-4°F) to 105°C (221°F).



Scan for pricing or go to www.delcity.net/catalogpricing

1.800.654.4757
f:1.800.431.1293

Housing




| PN | AMP | color | APP PN |
|------|-------|-------|-----------|
| 5500 | 15-45 | Red | 1327-BK |
| 5501 | | Green | 1327G5-BK |
| 5502 | | Black | 1327G6-BK |
| 5503 | | White | 1327G7-BK |
| 5504 | | Blue | 1327G8-BK |
| 5505 | 75 | Blue | 5916-BK |
| 5506 | | Black | 5916G4-BK |
| 5507 | | White | 5916G5-BK |
| 5508 | | Green | 5916G6-BK |
| 5509 | | Red | 5916G7-BK |
| 5510 | 120 | Blue | 1321-BK |
| 5511 | | Black | 1321G1-BK |
| 5512 | | White | 1321G2-BK |
| 5513 | | Red | 1321G3-BK |
| 5514 | | Green | 1321G4-BK |
| 5515 | 180 | Blue | 1381-BK |
| 5516 | | Black | 1381G1-BK |
| 5517 | | White | 1381G2-BK |
| 5518 | | Red | 1381G3-BK |
| 5519 | | Green | 1381G4-BK |

WARNING: Cancer and Reproductive Harm - www.P65Warnings.ca.gov.

Contact

| PN | AMP | wire size | APP PN |
|--------|-----|-----------|---------|
| 5630 | 15 | 20-16 Ga | 1332-BK |
| 5631 | 30 | 16-12 Ga | 1331-BK |
| 5614 | 75 | 12-10 Ga | 5915 |
| 5615 | | 8 Ga | 5952 |
| 5613DL | | 6 Ga | 5900 |
| 5616 | 120 | 6 Ga | 1319G6 |
| 5617 | | 4 Ga | 1319G4 |
| 5618 | 180 | 2 Ga | 1319 |
| 5628 | | 4 Ga | 1384 |
| 5627 | | 2 Ga | 1383 |
| 5629 | | 1 Ga | 1347-BK |
| 5626 | | 1/0 Ga | 1382 |

WARNING: Cancer and Reproductive Harm - www.P65Warnings.ca.gov.



5523



5529



5527



5522

Outer Housings

Designed for use with 15-45 amp Powerpole® connectors and manufactured of high impact and corrosion-resistant black nylon for easy connection and disconnection of electrical equipment in commercial and industrial applications.

| PN | description | ways | APP PN |
|------|------------------|-------|--------|
| 5523 | Receptacle | 4-way | 1470G1 |
| 5526 | Plug, No Latch | | 1461G1 |
| 5529 | Plug, With Latch | | 1460G1 |
| 5520 | Hardware Kit | | 115G1 |
| 5524 | Receptacle | 6-way | 1470G2 |
| 5527 | Plug, No Latch | | 1461G2 |
| 5530 | Plug, With Latch | | 1460G2 |
| 5521 | Hardware Kit | | 115G2 |
| 5525 | Receptacle | 8-way | 1470G3 |
| 5528 | Plug, No Latch | | 1461G3 |
| 5531 | Plug, With Latch | | 1460G3 |
| 5522 | Hardware Kit | | 115G3 |

WARNING: Cancer and Reproductive Harm www.P65Warnings.ca.gov.



Scan for pricing or go to www.delcity.net/catalogpricing

www.delcity.net
info@delcity.net



142501

Heavy Spring 500 Amp Battery Clamp - Parrot Type

Zinc plated steel, PE coated handle battery cable clamps are ideal for replacement of a worn or damaged clamp on your battery booster cables, or they can be used to create your own battery booster cables. Cable installs with attached bolt and open barrel terminal and is rated up to 500 amps.

| PN | description | packaged |
|--------|-------------------------------------|----------|
| 142501 | red handled battery clamp | bulk |
| 142505 | black handled battery clamp | bulk |
| 1426 | battery cable clamps, 1black, 1 red | 2/bag |

⚠ WARNING: Cancer and Reproductive Harm www.P65Warnings.ca.gov.



1523

Standard Spring 500 Amp Battery Clamp - EZ Reach Type

Copper coated steel, PVC coated handle battery cable clamps are ideal for replacement of a worn or damaged clamp on your battery booster cables, or they can be used to create your own battery booster cables. Cable installs directly to the open barrel terminal clamp head and is rated up to 500 amps.

| PN | description | packaged |
|------|-----------------------------|----------|
| 1523 | vinyl coated battery clamps | 2/bag |

⚠ WARNING: Cancer and Reproductive Harm www.P65Warnings.ca.gov.



144501

Pigmy Clips

Copper plated, PVC insulated handle battery clips are ideal for replacement of a worn or damaged clamp on your tester or battery charger. Wire installs into open barrel type handle and is covered by the insulator. Each clamp is 3" long with a 1½" jaw spread and is rated up to 50 amps.

| PN | description | packaged |
|--------|-------------------------|----------|
| 144501 | red, pigmy clip | bulk |
| 144505 | black, pigmy clip | bulk |
| 1443 | red & black pigmy clips | 2/bag |

⚠ WARNING: Cancer and Reproductive Harm www.P65Warnings.ca.gov.



1463



1470



145501



145505

Alligator Clips

11⅞" long with a ½" jaw spread and can be used with insulators. Rated up to 10 amps. Fits up to 8 ga. wire.

| PN | description | material | packaged |
|--------|------------------|--------------|----------|
| 1465 | alligator clip | steel | bulk |
| 1470 | alligator clip | solid copper | bulk |
| 1463 | alligator clips | steel | 2/bag |
| 145501 | red, insulator | — | bulk |
| 145505 | black, insulator | — | bulk |

⚠ WARNING: Cancer and Reproductive Harm www.P65Warnings.ca.gov.



1475

Testing Clips

Designed specifically for battery and testing equipment applications in various sizes and ratings from 10 to 50 amps.

| PN | description | style | amp |
|--------|--------------------------|-----------|-----|
| 1475 | 2" long, ¼" jaw spread | universal | 10 |
| 148511 | 22⅞" long, ¾" jaw spread | positive | 25 |
| 148515 | 22⅞" long, ¾" jaw spread | negative | 25 |
| 149511 | 4" long, 1" jaw spread | positive | 50 |
| 149515 | 4" long, 1" jaw spread | negative | 50 |

⚠ WARNING: Cancer and Reproductive Harm www.P65Warnings.ca.gov.



9900439

9900437

Battery Box and Relocation Kit

Relocate your custom or collector car battery from the engine compartment to the trunk or rear area of the vehicle. The UV protected battery box is a universal size, fitting most traditional battery group sizes and types. Kit comes with a 30' positive (red) and a 3' negative (black) 2 gauge battery cable with top post connector, a plastic battery box that is adjustable for multiple battery group sizes, and mounting hardware. Box meets US Coast Guard regulations 183, 420, & ABYCE 10.7.

| PN | description |
|---------|----------------------------|
| 9900437 | battery box relocation kit |
| 9900439 | battery box |

⚠ WARNING: Cancer and Reproductive Harm www.P65Warnings.ca.gov.

Blue Sea Systems Sure Ejects™

Blue Sea Systems Sure Eject™ series automatic AC disconnects feature a time saving automatic ejection system that is cost effective and protects your equipment. The Sure Eject™ charging system is ignition triggered so when the vehicle is turned on the power cord will automatically be disconnected, protecting your electrical system. The motorized design ensures that drivers will not drive away when they are still plugged in and provides a reliable disconnect in all conditions. Motor driven design ensures consistent AC Power cord ejections for years of trouble free operation. Ejection piston is self-recessing with no cocking required and contoured cover prevents faulty ejections. Standard mounting holes for simple retrofit of 15A Super Auto Eject model. Screw terminal wiring for reliable electrical connections. Includes Yellow colored Sure-Eject™ cover plate. No lubrication or self-service required. PNs 73620/73626 & 73624/73627 are compatible with existing 15A and 20A plugs.



Scan for pricing or go to www.delcity.net/catalogpricing



| PN | color | amps | voltage | Blue Sea Systems PN |
|-------|----------|------|---------|---------------------|
| 73620 | yellow | 15A | 120VAC | 7850 |
| 73624 | yellow | 20A | | 7851 |
| 73626 | no cover | 15A | | 7850001 |
| 73627 | no cover | 20A | | 7851001 |

⚠ WARNING: Cancer and Reproductive Harm www.P65Warnings.ca.gov.

1.800.654.4757
f:1.800.431.1293

Blue Sea Systems Sure Ejects™ Covers

These Blue Sea Sure Eject™ system cover plates are optional color coded covers to match most applications. All covers work with 73620 (15A), 73624 (20A), and 73626 (15A).



| PN | color | amps | voltage | Blue Sea Systems PN |
|-------|--------|---------|---------|---------------------|
| 73614 | yellow | 15A/20A | 120VAC | 7820 |
| 73615 | red | | | 7821 |
| 73616 | black | | | 7822 |
| 73617 | white | | | 7823 |
| 73618 | blue | | | 7824 |
| 73619 | gray | | | 7825 |

⚠ WARNING: Cancer and Reproductive Harm www.P65Warnings.ca.gov.

NEW



Blue Sea Systems Sure Eject™ Mounting Adapter

Sure Eject™ Mounting Adapter can be used with 15A and 20A Sure Eject™ ejection units and covers. The threaded backing plate secures the Sure Eject™ to the vehicle without added hardware.

| PN | description | rating | Blue Sea Systems PN |
|-------|------------------------------|---------------|---------------------|
| 73647 | Sure Eject™ Mounting Adapter | 15A @ 120V AC | 7860 |

⚠ WARNING: Cancer and Reproductive Harm www.P65Warnings.ca.gov.

Blue Sea Systems Sure Ejects™ Plugs

These Female AC plugs are designed for one handed operation when used with the Blue Sea Sure Eject™ system for Emergency Vehicles.



| PN | description | color | rating | Blue Sea Systems PN |
|-------|-------------------------|--------|---------------|---------------------|
| 73628 | use with 73620 or 73626 | yellow | 15A @ 120V AC | 7840 |
| 73629 | use with 73624 | | 20A @ 120V AC | 7841 |

⚠ WARNING: Cancer and Reproductive Harm www.P65Warnings.ca.gov.

Blue Sea Systems Sure Ejects™ Pigtails

These Blue Sea Systems Sure Eject™ Pigtails are a secondary method of disconnecting from shore power for added reliability.



| PN | description | length | color | rating | Blue Sea Systems PN |
|-------|---------------------------------------|--------|--------|----------------------|---------------------|
| 73630 | use with 73620 or 73626 | 18" | yellow | 15A @ 120V AC | 7830 |
| 73631 | | | black | | 7832 |
| 73632 | use with 73624 | | yellow | 20A @ 120V AC | 7831 |
| 73633 | | | black | | 7833 |
| 73648 | use with 73620, 73624, 73626 or 73627 | | black | 15A to 20A @ 120V AC | 7834 |

⚠ WARNING: Cancer and Reproductive Harm www.P65Warnings.ca.gov.

Cupholder Power Inverter

Convert 12V DC battery power to 110V AC up to 150 Watts. Features high surge capacity, output short & input polarity protection, over temperature protection, and overload protection. Standard 110V AC receptacle and 3-ft cable.



| PN | description |
|--------|-------------------|
| 979018 | 12V DC to 110V AC |

⚠ WARNING: Cancer and Reproductive Harm www.P65Warnings.ca.gov.

NEW



991560

Guest ChargePro™ On-Board Industrial Battery Chargers

Meets the toughest worldwide standards including UL, CE, CSA, ABYC, and the latest California efficiency regulations (CEC). Designed for harsh marine and industrial environments such as moisture, salt, shock and vibration tested. Feature universal 120/230V input for go-anywhere freedom, and are microprocessor controlled for accurate charging. Charge flooded and AGM batteries. Completely sealed and epoxy filled, IP68 waterproof.

| PN | description | input | banks | amps | voltage | Guest PN |
|--------|--|-------|-------|------|---------|----------|
| 991560 | ChargePro 6 on-board battery charger | 120V | 1 | 6 | 12V | 28106 |
| 991565 | ChargePro 5/5 on-board battery charger | | 2 | 10 | 12/24V | 28210 |

⚠ WARNING: Cancer and Reproductive Harm www.P65Warnings.ca.gov.

Guest ChargePro™ On-Board Marine Battery Chargers

These ChargePro On-Board Marine battery chargers include leading advancements in digital charging technology and waterproof design/construction. Designed to maximize individual battery performance, extend battery life and show battery status better than ever. Fully automatic 5-Stage performance charging. Low profile flangeless extruded aluminum housing is sealed by gaskets with heavy duty end caps for 100% waterproof performance to IP67. Delivers an increase in charging and thermal management performance. Up to 40% lighter while increasing durability and ease of installation. 120V Input. 2-year warranty. UL Marine 1236, IP67 Type 6, CSA, FCC Class B and ABYC.

NEW



992707

| PN | banks | amps | voltage | Guest PN | PN | banks | amps | voltage | Guest PN |
|--------|-------|------|---------|----------|--------|-------|------|---------|----------|
| 992707 | 2 | 8 | 12V | 2707A | 992713 | 3 | 15 | 12V | 2713A |
| 992708 | 1 | 5 | | 2708A | 992720 | 2 | 20 | | 2720A |
| 992710 | 1 | 10 | | 2710A | 992731 | 3 | 30 | | 2731A |
| 992711 | 2 | 10 | | 2711A | 992740 | 4 | 40 | | 2740A |

⚠ WARNING: Cancer and Reproductive Harm www.P65Warnings.ca.gov.

NEW **BLUE SEA SYSTEMS**



Blue Sea Systems BatteryLink Chargers

BatteryLink Chargers are multistage chargers that use a integrated Automatic Charging Relay (ACR) and allow for two battery charging. The Battery Temperature Compensation feature allows for prolonged battery life.

| PN | description | amps | banks | voltage | Blue Sea Systems PN |
|--------|-----------------|------|-------|---------|---------------------|
| 907605 | NEMA 5-15P Plug | 10 | 2 | 12V | 7605 |

⚠ WARNING: Cancer and Reproductive Harm www.P65Warnings.ca.gov.

NEW **ProMariner™**



963110

ProMariner™ ProNauticP Series Battery Chargers

ProNauticP Series Generation 3 ProMar Digital Performance Charging Platform combines all digital control and software-based power conversion technology with global energy management features. Designed for 12/24-volt electronics, onboard today's power, sail, cruising and sport fishing boats. Includes twelve digitally controlled performance charging profiles and is digital self-calculating to absorb, condition, maintain and re-condition batteries while extending battery life and maximizing battery reserve power performance. Distributed On Demand Technology. AC input. 5-year warranty. Used with the PFC ProNautic multi-language charger remote (963100) for ease of use. Automatic temperature compensation and built-in safety. Remote temperature probe included- ignition protected and current limiting. ULc 1236, CE, CTick, FCC Class B, and CEC.

| PN | description | amps | banks | voltage | ProMariner PN |
|--------|-------------------------|------|-------|---------|---------------|
| 963110 | ProNautic 1210P charger | 10 | 2 | 12V | 63110 |
| 963115 | ProNautic 1215P charger | 15 | 3 | | 63115 |
| 963120 | ProNautic 1220P charger | 20 | 3 | | 63120 |
| 963130 | ProNautic 1230P charger | 30 | 3 | | 63130 |
| 963140 | ProNautic 1240P charger | 40 | 3 | | 63140 |
| 963150 | ProNautic 1250P charger | 50 | 3 | | 63150 |
| 963160 | ProNautic 1260P charger | 60 | 3 | | 63160 |
| 963170 | ProNautic 2420P charger | 20 | 3 | 24V | 63170 |
| 963180 | ProNautic 2430P charger | 30 | 3 | | 63180 |

⚠ WARNING: Cancer and Reproductive Harm www.P65Warnings.ca.gov.

NEW **ProMariner™**



ProMariner™ PFC ProNautic Multi-Language Charger Remote

PFC ProNautic Multi-Language Charger Remote is an optional remote available for an interactive remote port for digital display and control. This can be used with ProNauticP Series Battery Chargers above (963110-963180).

| PN | description | voltage | ProMariner PN |
|--------|--------------------------------------|---------|---------------|
| 963100 | PFC ProNautic multi-languague remote | 12/24V | 63100 |

⚠ WARNING: Cancer and Reproductive Harm www.P65Warnings.ca.gov.



Scan for pricing or go to www.delcity.net/catalogpricing

www.delcity.net
info@delcity.net

Blue Sea Systems P12 Battery Chargers and Accessories

P12 Battery Chargers provide advanced four-stage, three output charging with dry mount design for use in harsh environments. Feature user-selectable profiles for lead acid, gel, AGM or even the latest Thin Plate Pure Lead batteries. Are equipped with user defined charging profiles with customizable settings and battery temperature compensation. Have a rugged, finned aluminum case to protect from harsh environments. Battery Charger Display and Mounting Adapter also available.



| PN | description | amps | banks | voltage | Blue Sea Systems PN |
|--------|---------------------|------|-------|---------|---------------------|
| 907531 | P12 Battery Charger | 25 | 3 | 12V | 7531 |
| 907532 | P12 Battery Charger | 40 | 3 | 12V | 7532 |

| PN | description | Blue Sea Systems PN |
|--------|--------------------------------------|---------------------|
| 907517 | P12 EV OLED Battery Charger Display | 7517 |
| 907512 | P12 Battery Charger Mounting Adapter | 7512 |

WARNING: Cancer and Reproductive Harm www.P65Warnings.ca.gov.



Scan for pricing or go to www.delcity.net/catalogpricing

1.800.654.4757
f:1.800.431.1293

NEW MASTERVOLT

Mastervolt Charge Mate Pro Battery Isolator

Charge Mate Pro battery isolators make it possible to distribute the charger or alternator current effectively between two battery banks. Offers an additional advantage over mechanical charge relays, by limiting the charge current to the second battery. The primary battery is charged with priority. The return current is automatically blocked even when the secondary battery has a higher voltage. An emergency start function is possible by connecting an optional bypass switch. Rated for IP65.



| PN | description | amps | voltage | Mastervolt PN |
|--------|-------------------------------------|------|---------|---------------|
| 904002 | Charge Mate Pro 40 battery isolator | 40 | 32V | 83304002 |
| 909002 | Charge Mate Pro 90 battery isolator | 90 | | 83309002 |

WARNING: Cancer and Reproductive Harm www.P65Warnings.ca.gov.

NEW ProMariner™

ProMariner™ ProSportHD Heavy Duty On-Board Chargers

These light weight, heavy duty tri-surface heatsink design ProSportHD On-Board Battery Chargers are designed for faster charging through optimal cooling, while delivering true rated constant current charging amps during charge mode. Enhanced all-digital microprocessor control with new digital features including fuel gauge style Charge Completion Monitor, Charge Mode LED bar, individual dual mode Full / Fault Battery indicators and 3 digitally selectable performance charge profiles. Fully Automatic 5-Stage Digital Performance Charging: Analyzing, Charging, Conditioning, Auto Maintain (Energy Saver) and a once a month storage recondition mode that's safe for short- and long-term storage. "System Check OK" and "Battery Status" indicators provide real time installation and battery fault status feedback. Designed for use in harsh environments with industrial grade jacketed DC and AC power cables which include molded strain reliefs and wire splitters. Waterproof & Saltwater Tested and pre-wired for easy installation. 3 Year warranty. UL Marine 1236, CSA, FCC, CEC, DOE, RoHS, ABYC and Lead-free.



944006

| PN | description | amps | banks | voltage | ProMariner PN |
|--------|--------------------|------|-------|-----------|---------------|
| 944006 | ProSportHD 6 | 6 | 1 | 12V | 44006 |
| 944008 | ProSportHD 8 | 8 | 2 | 12/24V | 44008 |
| 944012 | ProSportHD 12 | 12 | 2 | | 44012 |
| 944020 | ProSportHD 20 | 2 | 2 | | 44020 |
| 944021 | ProSportHD 20 Plus | 20 | 3 | 12/24/36V | 44021 |

WARNING: Cancer and Reproductive Harm www.P65Warnings.ca.gov.

NEW ProMariner™

ProMariner™ TruePower Plus Pure Sine Wave Inverters

Designed to convert 12V DC battery power to 115V AC to automatically pass through 30 amp AC Inlet power when present. Features include: innovative dual color digital LCD message center, dual color gauges for AC power output and battery DC input, USB power port, GFCI convenience outlets, DC cable covers, audible alarm, and separate on/off remote. The integrated AC cable strain reliefs and front screw connection terminal blocks allow for quick and easy installation without the added need for ring terminals for AC power connections. Soft start noise filtered technology with x2 surge capability. Shock resistant construction with internal conformal coated electronics for protection in harsh environments. Provides a Pure Sine 115V AC output ideal for high fidelity audio visual systems in addition to appliances with hysteresis and variable motor speed controls like washing machines and refrigeration. TruePower Plus On/Off remote with 9 foot cable and DC cable covers (included). 2 year warranty. UL, CSA, FCC Class B, and ABYC.



907100

| PN | description | wattage | amps | voltage | ProMariner PN |
|--------|-----------------------|---------|-------|-------------|---------------|
| 907100 | TruePower Plus 1000PS | 1000W | 30 AC | 12VDC/115AC | 7100 |
| 907200 | TruePower Plus 2000PS | 2000W | | | 7200 |

WARNING: Cancer and Reproductive Harm www.P65Warnings.ca.gov.



Scan for pricing or go to www.delcity.net/catalogpricing

www.delcity.net
info@delcity.net



Guest 3 Amp Battery Maintainer/Charger

Store a battery indefinitely, without fear of overcharging or boiling electrolytes or use as a full-time maintenance charger to keep your 12V battery fresh and ready to go anytime. 3 amp, 12V Charger for 12-volt systems. Maintains 12V flooded or gel cell batteries rated between 5 & 250 amp hours; also can be used to maintain a charged battery up to 500 amp hours. Complete with a 6" AC cord and 4' DC output with alligator clips. Fully potted, water and vibration resistant. Input voltage: 100-130V AC / 50-60Hz; Output voltage: 12V. Weight: 1.5 lbs.

| PN | description | Guest PN |
|--------|-----------------------|----------|
| 991505 | 3 amp battery charger | 2603 |

⚠ WARNING: Cancer and Reproductive Harm www.P65Warnings.ca.gov.



Guest 6 Amp Battery Charger

Waterproof, portable 6 amp 12V battery charger/maintainer. Complete with a 6" AC cord and 4' DC outputs with alligator clips. Fully potted, shockproof, water and vibration-resistant LED power indicators and overload protection. Reverse polarity protected. Input voltage: 100-130V AC / 50-60Hz; Output voltage: 12V. Weight: 4 lbs.

| PN | description | Guest PN |
|--------|-----------------------|----------|
| 991510 | 6 amp battery charger | 2606A |

⚠ WARNING: Cancer and Reproductive Harm www.P65Warnings.ca.gov.

NEW

MASTERVOLT

Mastervolt Charge Regulator and Temperature Sensor

The Charge Regulator is an advanced 3-step charge regulator for standard and high-performance alternators. Using the propulsion from the engine, this advanced and powerful regulator ensures fast and safe charging, while protecting both the engine and the batteries. Monitors the engine load, thus reducing sound variations, wear and tear. Combine with the alternator sensor to measure temperature and voltage of your batteries to prevent overcharging.



904551

| PN | description | voltage | Mastervolt PN |
|--------|---|---------|---------------|
| 904551 | Alpha Pro III Charge Regulator | 12/24V | 45513000 |
| 900400 | Alpha Pro III Regulator w/ XL cable 4m (13.2ft) | | 41500400 |

⚠ WARNING: Cancer and Reproductive Harm www.P65Warnings.ca.gov.

NEW

MASTERVOLT

Mastervolt PowerCombi Pure Sine Wave Inverter & Charger and Accessories

Pure sine wave inverter/charger offering grid quality AC power and battery charging in one low profile design. Designed to be an independent inverter/charger, can be integrated into a MasterBus network (with additional interface). With a built-in transfer switch, 2x surge for 3 seconds and on-site dipswitch programming, the PowerCombi offers simple installation with multiple operating modes, and can charge various battery chemistries. Battery temperature sensor (BTS), remote display and a communication interface for custom applications also available. UL458 & Supplement SA/CSA C22.2, UL 1741



902000

| PN | description | wattage | amps | voltage | Mastervolt PN |
|--------|--------------------|-----------|---------|---------|---------------|
| 902000 | Inverter & Charger | 2000-100W | 100 Amp | 120V AC | 36212000 |
| 901200 | Inverter & Charger | 1200-50W | 50 Amp | | 36211200 |

| PN | description | Mastervolt PN |
|--------|------------------------------|---------------|
| 907701 | Remote Control Monitor Panel | 77010700 |
| 904150 | Battery Temperature Sensor | 41500700 |
| 907703 | MasterBus Interface | 77032900 |

⚠ WARNING: Cancer and Reproductive Harm www.P65Warnings.ca.gov.

NEW

948120

Cole Hersee Battery Isolators

For vehicles with two batteries, Battery Isolators electrically prevent the battery with the higher charge from draining into that with the lower charge. In addition, since both batteries are separated by an isolator, they can be charged simultaneously from one source. Cole Hersee offers many general-purpose isolator options rated for use with negative ground alternator systems ranging from 70 amps to 250 amps output (12-36V DC). The amp rating of each item is the maximum alternator rating. Please note that these products are meant to be used with negative ground alternator systems, and are not recommended for use with self-energizing style alternators.

| PN | stud size | batteries | amps |
|--------|-------------------|-----------|------|
| 948120 | 3; 5/16" | 2 | 140 |
| 948122 | 3; 5/16" & 1; #10 | 2 | 140 |
| 948160 | 3; 5/16" | 2 | 200 |
| 948162 | 3; 5/16" & 1; #10 | 2 | 200 |

| PN | stud size | batteries | amps |
|--------|-----------|-----------|------|
| 948161 | 3; 5/16" | 2 | 250 |
| 948051 | 2; 1/4" | 2 | 75 |
| 948070 | 3; 1/4" | 2 | 70 |
| 948090 | 3; 1/4" | 2 | 90 |


⚠ WARNING: Cancer and Reproductive Harm www.P65Warnings.ca.gov.



Scan for pricing or go to www.delcity.net/catalogpricing

1.800.654.4757
f:1.800.431.1293

ProMariner™ Battery Isolators



901702

Allow one or two alternators to be connected to multiple battery banks without fear of fully charged batteries discharging into undercharged batteries. Rated for use with 6, 12, 24, 32, and 36V DC systems ranging from 10 amps to 130 amps output. Note: these products are meant to be used with negative ground alternator systems, and are not recommended for use with self-energizing style alternators.

| PN | alternators | batteries | amps |
|--------|-------------|-----------|------|
| 901702 | 1 | 2 | 70 |
| 901703 | 1 | 3 | 70 |
| 911302 | 1 | 2 | 130 |

| PN | alternators | batteries | amps |
|--------|-------------|-----------|------|
| 911303 | 1 | 3 | 130 |
| 921303 | 2 | 3 | 130 |

⚠ WARNING: Cancer and Reproductive Harm www.P65Warnings.ca.gov.






LIGHTNING

Stop, Turn & Tail Lights



Scan for pricing or go to www.delcity.net/catalogpricing

www.delcity.net
info@delcity.net



7202

LED 4" Round Stop, Tail, Turn Lights, Grommet Mount

These sonically sealed, waterproof 4" stop, tail, turn lights and 4" parking/turn signal lights feature a polycarbonate lens and housing. Both amber and red lights are 12.8V DC and can be mounted in any 360 degree position. 21 Diodes. Red Light Amp Draw: .375A for Stop/Turn; .145A for Tail. Amber Light Amp Draw: .315A for Turn; .143A for Parking. FMVSS: Red S2 T2 I6; Amber I6 P.

| PN | description | color |
|------|---|-------|
| 7200 | LED, 4" round, 21 diodes, PL-3 Connection | amber |
| 7202 | LED, 4" round, 21 diodes, PL-3 Connection | red |
| 7210 | weathertight pigtail | - |
| 7211 | weathertight pigtail/PL-3 adapter | - |
| 8705 | 3-contact pigtail plug | - |
| 8710 | 3-contact right angle pigtail plug | - |
| 8810 | 4" round grommet | - |
| 7213 | 4" chrome grommet cover | - |

⚠ WARNING: Cancer and Reproductive Harm www.P65Warnings.ca.gov.



7400

LED 4" Stop, Tail, Turn Lights

Easily retrofit your existing trailer lights with these LED lights. They are manufactured with a high impact, polycarbonate lens and housing. These lights have completely sealed electronics. Each light features 9 LEDs that have an extremely low amp draw of 140 ma. Use a standard 4" grommet (8810) and male pigtails (8705, 8710) for wire connections. Rated at 12.8V DC. SAE J1395, J1398, J585e.

| PN | description | color |
|------|---------------------|-------|
| 7400 | LED, 4.25", 9 diode | red |

⚠ WARNING: Cancer and Reproductive Harm www.P65Warnings.ca.gov.



7500

LED 4" Stop, Tail, Turn Lights

These high count LED lights are manufactured with a high impact polycarbonate lens sonically sealed onto housing. The 5mm LEDs provide a superior illumination that can last up to 100,000 hours. The female receptacles are grease filled to help reduce corrosion at the connection point. Use a standard 4" grommet (8810) and male pigtails (8705, 8710) for wire connections. SAE J1395, J1398, J585e. Rated to 12.8V DC, 340 ma.

| PN | description | color | warranty |
|------|----------------------|-------|----------|
| 7500 | LED, 4.25", 44 diode | red | 1 year |
| 7505 | LED, 4.25", 48 diode | amber | 1 year |

⚠ WARNING: Cancer and Reproductive Harm www.P65Warnings.ca.gov.



LED 4" Stop, Tail, Turn Light 24V DC

This light is designed specifically for Fleet and OEM stop/turn/tail applications. Both housing and lens are manufactured from polycarbonate material and features nine LEDs in a flat-back, slim profile. This light provides superior illumination and can last up to 100,000 hours. Use standard 4" grommet (8810) and male pigtails (8705, 8710) for wire connections. Rated to 12V DC at 140ma or 24V DC at 80ma. SAE J1395, J1398, J585e.

| PN | description | color | warranty |
|------|----------------------|-------|----------|
| 7300 | LED, 4.25", 10 diode | red | 1 year |

⚠ WARNING: Cancer and Reproductive Harm www.P65Warnings.ca.gov.



LED 4" Steel Case Stop, Tail, Turn Light

These 4" steel case LED stop, tail and turn lights easily retrofit existing trailer lights and truck lights. The steel case helps to protect the light and wire components as well as provide theft resistance. These lights feature sealed moisture proof electronics, polycarbonate lens and housing and a nickel plated brass connector. The 9 LEDs are rated to 12.8V DC, 140ma. DOT/SAE J1395, J1398, J585e rated.

| PN | description | color |
|------|---------------------------|-------|
| 7410 | LED, 4.25" round, 9 diode | red |

⚠ WARNING: Cancer and Reproductive Harm www.P65Warnings.ca.gov.



7204

LED 4" Round Stop, Tail, Turn Lights, Flange Mount

These sonically sealed, waterproof 4" stop, tail, turn lights feature a polycarbonate lens and housing. 12.8V DC red lights are flange mounted for security and theft protection. 21 Diodes. Red Light Amp Draw: .375A for Stop/Turn; .145A for Tail. FMVSS: Red S2 T2 I6.

| PN | description | color |
|------|------------------------------------|-------|
| 7210 | weathertight pigtail | - |
| 7211 | weathertight pigtail/PL-3 adapter | - |
| 7705 | 3-contact pigtail plug | - |
| 8710 | 3-contact right angle pigtail plug | - |

WARNING: Cancer and Reproductive Harm www.P65Warnings.ca.gov.



Scan for pricing or go to www.delcity.net/catalogpricing



7226

LED 7" Transit Lights - Surface Mount

These sonically sealed, waterproof 7" transit lights feature a polycarbonate lens and housing. Both amber and red lights are 12.8V DC and are hard-wired with a separate grounding wire. Surface mount lights with a mounting gasket. 32 Diodes. Red Light Amp Draw: .340A for Stop/Turn; .135A for Tail. Amber Light Amp Draw: .410A for Turn; .072A for Parking. FMVSS: Red S2 I6, T2, P2 A; Amber I6 P2 A.

| PN | description | color |
|------|--------------------------|-------|
| 7227 | LED, 7" round, 32 diodes | amber |

WARNING: Cancer and Reproductive Harm www.P65Warnings.ca.gov.

1.800.654.4757
f:1.800.431.1293



7216

LED 6" Oval Lights, Flange Mount

These sonically sealed, waterproof 6" stop, tail, turn lights feature a polycarbonate lens and housing. 12.8V DC red lights are flange mounted for security and theft protection. 22 Diodes. Red Light Amp Draw: .59A for Stop/Turn; .295A for Tail. FMVSS: Red S2 T2 I6.

| PN | description | color |
|------|------------------------------------|-------|
| 7210 | weathertight pigtail | - |
| 7211 | weathertight pigtail/PL-3 adapter | - |
| 8705 | 3-contact pigtail plug | - |
| 8710 | 3-contact right angle pigtail plug | - |

WARNING: Cancer and Reproductive Harm www.P65Warnings.ca.gov.



7214

LED 6" Oval Sealed Lights, Grommet Mount

These sonically sealed, waterproof 6" stop, tail, turn lights and parking/turn signal lights feature a polycarbonate lens and housing. Both amber and red lights are 12.8V DC and can be mounted in any 360 degree position. 22 Diodes. Red Light Amp Draw: .59A for Stop/Turn; .295A for Tail. Amber Light Amp Draw: .515A for Turn; .27A for Parking. FMVSS: Red S2 T2 I6; Amber I6 P.

| PN | description | color |
|------|--|-------|
| 7214 | LED, 6" oval, 22 diodes, PL-3 connection | red |
| 7223 | LED, 6" oval, 22 diodes, PL-3 connection | amber |
| 7210 | weathertight pigtail | - |
| 7211 | weathertight pigtail/PL-3 adapter | - |
| 8705 | 3-contact pigtail plug | - |
| 8710 | 3-contact right angle pigtail plug | - |
| 8815 | 6" oval rubber grommet | - |

WARNING: Cancer and Reproductive Harm www.P65Warnings.ca.gov.



7228

LED 6" Oval Sealed Stop/Tail/Turn Lights, Surface Mount

Lights are 12.8V DC and can be mounted in any 360 degree position. 22 Diodes. Red Light Amp Draw: .59A for Stop/Turn; .295A for Tail. FMVSS: Red S2 T2 I6.

| PN | description | color |
|------|-------------------------------------|-------|
| 7228 | LED, 6" oval, 22 diodes, hard-wired | red |

WARNING: Cancer and Reproductive Harm www.P65Warnings.ca.gov.



Scan for pricing or go to www.delcity.net/catalogpricing

www.delcity.net
info@delcity.net



7415



7510



7232



7236

LED 6" Oval Stop, Tail, Turn Lights

Up to 100,000 hours of illumination. Use standard grommet (8815) and male pigtailed (8705 & 8710) for mounting and connecting. This light is rated for 12.8V DC and draws 190 ma. SAE J1395, J1398, J585e and DOT rated.

| PN | description | color |
|------|--------------------|-------|
| 7415 | LED, oval, 9 diode | red |

⚠ WARNING: Cancer and Reproductive Harm www.P65Warnings.ca.gov.

LED 6" Oval Stop, Tail, Turn Lights

The 5mm LEDs provide a superior illumination that can last up to 100,000 hours (11 years). Use a standard oval grommet (8815) and male pigtailed (8705, 8710) for wire connections. They meet SAE and DOT ratings J1395, J13998, J585e. Rated to 12.8V DC.

| PN | description | color | warranty |
|------|---------------------|-------|----------|
| 7510 | LED, oval, 60 diode | red | 1 year |

⚠ WARNING: Cancer and Reproductive Harm www.P65Warnings.ca.gov.

LED 6" Oval Stop, Tail, Turn Light 12/24V DC

This light is designed specifically for Fleet and OEM stop/turn/tail applications. This light provides superior illumination and can last up to 100,000 hours. Use standard oval grommet (8815) and male pigtailed (8705, 8710) for wire connections. Rated to 12V DC at 140 ma, or 24V DC at 80 ma. Meet SAE J1395, J1398, J585e.

| PN | description | color | warranty |
|------|--------------------|-------|----------|
| 7315 | LED, oval, 9 diode | red | 1 year |

⚠ WARNING: Cancer and Reproductive Harm www.P65Warnings.ca.gov.

LED 17" Thinline Stop/Tail/Turn Lights

This sonically sealed, waterproof 17" Thinline stop, tail, turn light features a polycarbonate lens and housing. This red light is 12.8V DC and is surface mounted on 16 $\frac{1}{8}$ " centers. Featuring a low profile design, only 1 $\frac{3}{8}$ " high x 1" thick, this light is hard-wired with a separate ground wire. 28 Diodes. Red Light Amp Draw: .634 for Stop/Turn; .445A Tail. FMVSS: S T I.

| PN | description | color |
|------|------------------------------|-------|
| 7232 | LED, 17" Thinline, 28 diodes | red |
| 7233 | chrome mounting base | - |

⚠ WARNING: Cancer and Reproductive Harm www.P65Warnings.ca.gov.

LED Combination Tail Lights

Stud mount lights with mounts on 2" centers. The tail lights are 12.8V DC and hard-wired, with a separate ground wire. 25 Diodes. Red Light Amp Draw: .310A for Stop/Turn; .230A for Marker. Acrylic Lens, ABS Housing. FMVSS: Stop/Tail A I S T, Side Marker A P2, License L.

| PN | description | color |
|------|--|-------|
| 7234 | 25 diodes, passenger side | red |
| 7235 | 25 diodes, driver side w/3-LED license plate illuminator | red |


⚠ WARNING: Cancer and Reproductive Harm www.P65Warnings.ca.gov.

LED Low Profile Combination Tail Lights

These are hard-wired with a separate ground wire. 28 Diodes. Red Light Amp Draw: .252A for Stop/Turn; .135A for Marker. Acrylic Lens, Plastic Housing. FMVSS: 7236: A I S T, P2 A.

| PN | description | color |
|------|---------------------------|-------|
| 7236 | 28 diodes, passenger side | red |

⚠ WARNING: Cancer and Reproductive Harm www.P65Warnings.ca.gov.



7294

LED RV Style Combination Tail Lights

RV style combination lights are for stop/turn/tail, and they surface mount. The lights feature a snap-on acrylic lens that is illuminated by a replaceable bulb. They have a plastic housing and black mounting base. They are hard wired and include a ground wire. The driver side light includes a license plate light illuminator. Draw: 12.8VDC: 2.4A Stop, 0.4A Tail.

| PN | description |
|------|--|
| 7294 | passenger side, black base |
| 7295 | driver side with license light, black base |

⚠ WARNING: Cancer and Reproductive Harm www.P65Warnings.ca.gov.



7299

LED Low Profile with Backup Combination Tail Lights

This light is a surface mounting LED combination stop/turn/tail & back-up light. It is sealed and waterproof. The low profile design featured on this style is only 1/2" thick. The light surface mounts on 9-1 1/16" centers. It is hard wired with a separate ground wire. Designed to be surface mounted in the trim ring. Draw: 12.8VDC: .35A Stop/Turn, .05A Tail, .3A Back-up.

| PN | description |
|--------|--|
| 7299 | 14 diodes, stop/turn/tail & back-up light |
| 729901 | 14 diodes, stainless steel snap-on trim ring |

⚠ WARNING: Cancer and Reproductive Harm www.P65Warnings.ca.gov.



Pedestal Mount Lights

LED pedestal mount lights feature a die cast housing and polycarbonate lens that is illuminated by 42 diodes. Each light has 21 diodes per side. They are hard wired with lead wires exiting through the mounting post. The light also has a separate ground wire. The square lights are available in a driver & passenger model, and they include a built-in yellow side marker. Draw: 12.8VDC: .36A Stop/Turn, .03A Tail

| PN | description | color |
|------|----------------------------------|------------|
| 7292 | driver side, square dual face | red/yellow |
| 7293 | passenger side, square dual face | red/yellow |
| 7298 | round dual face | red/yellow |

⚠ WARNING: Cancer and Reproductive Harm www.P65Warnings.ca.gov.



Scan for pricing or go to www.delcity.net/catalogpricing

1.800.654.4757
f:1.800.431.1293

Marker & Clearance Lights



Scan for pricing or go to www.delcity.net/catalogpricing

www.delcity.net
info@delcity.net



7242

LED 2" Round Sealed Marker/Clearance Lights

These 2" round sonically sealed, waterproof LED marker/clearance lights are available in a grommet or flange mount. The 12.8V DC lights accept standard two pin PL-10 plugs. These clearance marker lights are constructed of polycarbonate for the lens and housing. 6 Diodes. Light Amp Draw: .06A. FMVSS: P2.

| PN | description | color |
|------|---|-------|
| 7242 | LED marker/clearance light, 6 diodes, grommet mount | amber |
| 7243 | LED marker/clearance light, 6 diodes, grommet mount | red |
| 8700 | 2-contact pigtail plug | - |
| 8805 | round grommet | - |

⚠ WARNING: Cancer and Reproductive Harm www.P65Warnings.ca.gov.




7248

LED 2.5" Round Sealed Marker/Clearance Lights

These 2.5" round sonically sealed, waterproof LED marker/clearance lights are grommet mounted. The 12.8V DC lights feature a polycarbonate lens and housing and accept a standard two-pin PL-10 plug. 9 Diodes. Light Amp Draw: .099A. Polycarbonate lens and housing. FMVSS: P2.

| PN | description | color |
|------|--|-------|
| 7247 | sealed marker/clearance light, 9 diodes, grommet mount | amber |
| 7248 | sealed marker/clearance light, 9 diodes, grommet mount | red |
| 8700 | 2-contact pigtail plug | - |
| 8800 | round grommet | - |

⚠ WARNING: Cancer and Reproductive Harm www.P65Warnings.ca.gov.



7625

7630

LED 2" & 2½" Sealed Clearance Marker Lights

These lights feature a hermetic lens-to-housing seal and twist-on mounting for easy installation. These lights will fit all popular mountings and grommets. Rated for 12V applications, 0.15A (2.5") or 0.09A (2").

| PN | description | color |
|------|-------------------|-------|
| 7620 | LED, 2½", 3 diode | red |
| 7625 | LED, 2½", 3 diode | amber |
| 7630 | LED, 2", 3 diode | red |
| 7635 | LED, 2", 3 diode | amber |



⚠ WARNING: Cancer and Reproductive Harm www.P65Warnings.ca.gov.



LED 4" Marker/Clearance Lights

Rated to 12.8V DC. The hard-wired design includes .180 bullets. Available with a solid color or clear color lens, these red and amber lights feature a polycarbonate lens, housing and bezel. 3 Diodes. Light Amp Draw: .033A. FMVSS: P2. Bezel not included, please order separately.

| PN | description | color |
|------|---|-------------|
| 7263 | LED 4" clearance marker light, 6 diodes | clear/amber |

⚠ WARNING: Cancer and Reproductive Harm www.P65Warnings.ca.gov.



7435



7430

LED Rectangle Clearance Marker Lights

These lights feature a stainless steel bezel, polycarbonate lens and housing, and a solid state circuit board. The light's 12 LEDs are rated to 12.8V DC, 60ma. SAE/DOT J592e rated.

| PN | description | color | warranty |
|------|--------------------------|-------|----------|
| 7430 | LED, rectangle, 2 diodes | red | 1 year |
| 7435 | LED, rectangle, 2 diodes | amber | 1 year |

⚠ WARNING: Cancer and Reproductive Harm www.P65Warnings.ca.gov.



7695



7690

LED Chrome, Flush Mount Clearance Marker Lights

These LED lights have the high impact polycarbonate lens sonically sealed to the housing to keep out moisture and other debris. The up to 100,000 hours (11 years) lights help reduce costly downtime due to light failure. They are ideal for lower body marking. Use standard pigtail (8700). DOT, SAE and P2 rated. Rated to 8-14V DC.

| PN | description | color | warranty |
|------|---------------------|-------|----------|
| 7690 | LED, oval, 5 diodes | red | 1 year |
| 7695 | LED, oval, 5 diodes | amber | 1 year |

⚠ WARNING: Cancer and Reproductive Harm www.P65Warnings.ca.gov.



LED Scalloped Marker/Clearance Lights

Scalloped LED clearance marker lights are available in red or amber. Ideal for a variety of vehicles, scalloped LED marker lights are self-grounding and come with 75 inches of lead wire for easy installation. These lights feature a molded snap-ring, an encapsulated potting for total circuit board protection and a field-replacement lens. These lights are rated for 12V applications. 0.15A.

| PN | description | color |
|------|---------------------------|-------|
| 7650 | LED, scalloped, 10 diodes | red |
| 7655 | LED, scalloped, 10 diodes | amber |

⚠ WARNING: Cancer and Reproductive Harm www.P65Warnings.ca.gov.



Scan for pricing or go to www.delcity.net/catalogpricing

1.800.654.4757
f:1.800.431.1293



LED Thinline Sealed Marker/Clearance Lights

Low profile, sonically sealed, waterproof LED marker/clearance lights are rated to 12.8V DC. These lights accept standard 1 or 2 wire plugs. Single wire design grounds through the mounting hardware or a two-wire design includes both lead and ground wire for mounting to all surfaces. 10 Diodes. Light Amp Draw: .09A. Polycarbonate lens and housing. FMVSS: P2.

| PN | description | color |
|------|--------------------------|-------|
| 7250 | LED, Thinline, 10 diodes | amber |
| 7251 | LED, Thinline, 10 diodes | red |

⚠ WARNING: Cancer and Reproductive Harm www.P65Warnings.ca.gov.




Thinline Chrome Mounting Bracket

Snap-in light design allows for quick installation. Mates with thin-line LED clearance marker lights. Includes twin leads.

| PN | description |
|------|--------------------------|
| 8855 | mounting bracket, chrome |

⚠ WARNING: Cancer and Reproductive Harm www.P65Warnings.ca.gov.



LED Thinline Sealed Marker/Clearance Lights

These 3.8" rectangular marker lights plug into existing mounting bases, feature a polycarbonate lens and housing and have completely sealed electronics. These lights are rated to 12.8V DC, 50ma. DOT/SAE J592e rated.

| PN | description | color |
|------|--------------------------|-------|
| 7640 | LED, Thinline, 12 diodes | red |
| 7645 | LED, Thinline, 12 diode | amber |

⚠ WARNING: Cancer and Reproductive Harm www.P65Warnings.ca.gov.



LED Mini Marker/Clearance Lights

These 2½" rectangular clearance markers can be used as side markers for utility vehicles, semis and trailers. Available in red or amber and feature 8 LED diodes. These clearance markers can plug into existing mounting bases, feature a polycarbonate lens and housing and have sealed moisture proof electronics. Rated to 12.8V DC, 40ma. DOT/SAE J592e rated.

| PN | description | color | warranty |
|------|---------------------|-------|----------|
| 7680 | LED, mini, 8 diodes | red | 1 year |
| 7685 | LED, mini, 8 diodes | amber | 1 year |

⚠ WARNING: Cancer and Reproductive Harm www.P65Warnings.ca.gov.



3-pc Clearance Marker

3-pc LED marker lights are designed for use on over 80" applications. Available styles include a 3-pc light strip & harness, or a 3-pc light bar. The 3-pc harness is perfect for quick and simple installations. All options are sonically sealed with waterproof lights, feature polycarbonate lenses, and a design that includes both a lead and ground wire. The harness & black ID bar also have a polycarbonate housing, while the stainless steel bar has a stainless steel housing.

| PN | description | color | warranty |
|------|---|-------|----------|
| 7851 | LED ID light strip kit & molded harness | red | 1 year |
| 7852 | LED ID light bar, black base | red | 1 year |
| 7853 | LED ID light bar, stainless steel base | red | |

⚠ WARNING: Cancer and Reproductive Harm www.P65Warnings.ca.gov.



Scan for pricing or go to www.delcity.net/catalogpricing

www.delcity.net
info@delcity.net



LED 3/4" Sealed Clearance Marker Lights

The mini combination clearance marker lights are designed to fit into the smallest places and can be used as clearance marker lights. They feature 3 SMD LEDs enclosed in a sealed acrylic housing. The 6" jacketed wire leads and rubber grommet provide added abrasion resistance and shock protection. Snap mounting into a 3/4" hole. They meet SAE DOT P2PC standard and are rated to 12.8V DC. Connector: 2 male .180" bullets.

| PN | description | color | warranty |
|------|---------------------------|------------------|----------|
| 7600 | LED, 3/4" round, 3 diodes | red | 1 year |
| 7604 | LED, 3/4" round, 3 diodes | green | 1 year |
| 7605 | LED, 3/4" round, 3 diodes | amber | 1 year |
| 7601 | LED, 3/4" round, 3 diodes | white-clear lens | 1 year |
| 7603 | LED, 3/4" round, 3 diodes | blue-clear lens | 1 year |
| 7610 | LED, 3/4" round, 3 diodes | red-clear lens | 1 year |
| 7615 | LED, 3/4" round, 3 diodes | amber-clear lens | 1 year |

⚠ WARNING: Cancer and Reproductive Harm www.P65Warnings.ca.gov.

LED 4" Round Sealed Back-up Lights

This 4" round sealed DOT LED back-up light features a polycarbonate lens and housing. Rated at 12.8V DC, this light is sonically sealed and waterproof. It is certified for back-up light function when installed as a pair in two-light systems, SAE (2)R. 21 Diodes. Light Amp Draw: .425A. FMVSS: (2)R.



7238

| PN | description | color |
|------|--|-------|
| 7238 | LED, 4" round back-up light, 21 diodes | clear |
| 8705 | 3-contact Pigtail Plug | - |
| 8810 | 4" round grommet | - |

⚠ WARNING: Cancer and Reproductive Harm www.P65Warnings.ca.gov.

LED 6" Oval Sealed Back-up Lights

This 6" oval sealed DOT LED back-up light features a polycarbonate lens and housing. Rated to 12.8V DC, this light is sonically sealed and waterproof. It is certified for back-up light function when installed as a pair in two-light systems, SAE (2)R. 22 Diodes. Light Amp Draw: .386A. FMVSS: (2)R.




7239

| PN | description | color |
|------|------------------------------|-------|
| 7239 | LED, oval back-up, 22 diodes | clear |
| 8705 | 3-contact pigtail plug | - |
| 8815 | oval rubber grommet | - |

⚠ WARNING: Cancer and Reproductive Harm www.P65Warnings.ca.gov.

LED 6" Rectangular Sealed Back-up Light

This clear, 4" X 6" sealed flush mount LED back-up light has a waterproof lens. The lens and housing are polycarbonate, and the light accepts industry standard 2-way plugs. 16 diodes. Light Amp Draw: 0.295A.



| PN | description | color |
|------|---|-------|
| 7514 | 4" x 6" LED, standard connection, 16 diodes | clear |

⚠ WARNING: Cancer and Reproductive Harm www.P65Warnings.ca.gov.

LED Oval Clear Light

This 6" oval sealed DOT LED back-up light features a polycarbonate lens and housing. Rated to 12.8V DC, this light is sonically sealed and waterproof. This light is certified for back-up light function when installed as a pair in two-light systems, SAE (2)R. Select from a variety of 2-contact pigtailed to complete the wiring of this back-up light (8715, 8720). 6" rubber grommet (8815) is compatible with 6" LED back-up light 7513. 10 Diodes. Light Amp Draw: 0.260A. FMVSS: (2)R.



| PN | description | color | warranty |
|------|----------------------|-------|----------|
| 7513 | LED, oval, 10 diodes | clear | 1 year |

⚠ WARNING: Cancer and Reproductive Harm www.P65Warnings.ca.gov.

LED Reversible Fender Light

This 2-LED fender light is reversible, so the same one light can be used for both the driver and passenger side of the trailer. It is sealed and waterproof, features a polycarbonate lens and housing, and is hard wired. It also includes a separate ground wire.



7297

| PN | description | color | warranty |
|------|-----------------------------|-----------|----------|
| 7297 | LED reversible fender light | red/amber | — |

⚠ WARNING: Cancer and Reproductive Harm www.P65Warnings.ca.gov.



Flexible LED Light Strip Kit with Remote

Colors include: white, red, red/orange, orange, orange/yellow, yellow, green, light green, green/blue, turquoise, light blue, blue, dark blue, purple, purple/pink, pink. Controlled by wireless remote, these LED light strips offer four lighting functions: flash, strobe, fade and smooth. 12V DC. Kit includes two 12" LED strips, wireless remote and wiring harness. Strips: 12" x 3/8"; Wireless Remote: 2" x 3.25"; Wiring Harness: 25.5".

| PN | description | color |
|-------|--|-------|
| 78660 | flexible LED light strip kit with remote | clear |

⚠ WARNING: Cancer and Reproductive Harm www.P65Warnings.ca.gov.



Scan for pricing or go to www.delcity.net/catalogpricing



Flexible LED Light Strip Home Kit, AC

Flexible LED light strips add colored LED light to the interior of your home.

| PN | color | functions | control | strip size | included |
|-------|-------|-----------------------------|---------|------------|---|
| 78659 | 16 | flash, strobe, fade, smooth | remote | 12" x 3/8" | two 12" LED strips, remote, wiring harness and AC adaptor |

⚠ WARNING: Cancer and Reproductive Harm www.P65Warnings.ca.gov.

1.800.654.4757
f:1.800.431.1293



Flexible LED Light Strip Accessories

78662

78671

78665

| PN | length | description |
|-------|--------|---------------------|
| 78662 | 3' | LED extension strip |
| 78663 | 6' | LED extension strip |
| 78664 | 15' | LED extension strip |
| 78665 | 1" | extension cable |
| 78666 | 1' | extension cable |
| 78667 | 3' | extension cable |
| 78668 | 15' | extension cable |

| PN | length | description |
|-------|--------|----------------------------------|
| 78669 | — | "Y" cable, double male to female |
| 78671 | 1" | plug to T-Tap |
| 78674 | 15' | plug to T-Tap |
| 78676 | — | "Y" double T-Tap to T-Tap |

⚠ WARNING: Cancer and Reproductive Harm www.P65Warnings.ca.gov.

Tail Light Kits



Scan for pricing or go to www.delcity.net/catalogpricing

www.delcity.net
info@delcity.net



7277

Tail Light Kit, Traditional

These LED combination tail light kits include the passenger side tail light, driver side tail light, 3-LED license light and mounting hardware. Item 7277 also includes a 25-ft wiring harness and license plate bracket. These traditional style lights are 12.8V DC and can be stud mounted on 2" centers. The lights are hard-wired with a separate ground wire. Acrylic Lens, Plastic Housing. Stop/Turn Amp Draw: .259A, Marker Amp Draw: .062A. Size: 5.25" x 4.75" x 2.688". FMVSS: Stop/Tail A I S T; Side Marker: A P2, License: L.

| PN | description |
|------|--|
| 7277 | tail light kit w/25-ft harness, license plate bracket, mounting hardware |

⚠ WARNING: Cancer and Reproductive Harm www.P65Warnings.ca.gov.



7269

Magnetic Mount Trailer Light Kit

This magnetic mount towing light kit includes a pair of DOT compliant stop/turn/tail lights, 20-ft wishbone style wiring harness and 4-ft trunk connector with 4-way flat plug. Acrylic Lens, Plastic Housing. Stop/Turn Amp Draw: 2.3A, Tail Amp Draw: 0.9A. Size: 7" x 4" x 2.125". FMVSS: S T I.

| PN | description |
|------|---------------------------------|
| 7269 | magnetic mount towing light kit |

⚠ WARNING: Cancer and Reproductive Harm www.P65Warnings.ca.gov.



7274

Submersible Trailer Light Kit, Over 80"

This submersible, universal mount combination tail light kit is for over 80" applications. The kit includes the passenger side light, the driver side light with license illuminator, license plate bracket, 25-ft harness and mounting hardware. The 12.8V lights are stud mounted on 2" centers. Acrylic Lens, Plastic Housing. Stop/Turn Amp Draw: 2.5A, Tail Amp Draw: 1.0A. Size: 6.125" x 4.563" x 2.875". Passenger side light has 7-functions: stop, turn, tail, rear clearance, rear reflex, side marker and side reflex. Lights ground through mounting studs. Shock-proof socket guarantees long bulb life. Screw-on lens, easy to change burnt bulbs. FMVSS: S T I A, A P2, L.

| PN | description |
|------|---|
| 7274 | lights, license plate bracket, 25-ft harness, mounting hardware |

⚠ WARNING: Cancer and Reproductive Harm www.P65Warnings.ca.gov.



7272

Submersible Trailer Light Kit

The submersible, universal mount combination tail light kit includes the passenger side tail light, driver side light with license illuminator, license plate bracket, 25-ft harness and mounting hardware. Item 7272 also includes 2 amber marker lights. The 12.8V lights are stud mounted on 2" centers. Acrylic Lens, Plastic Housing. Stop/Turn Amp Draw: .25, Tail Amp Draw: 1.0A. Size: 4.563" x 4.563" x 2.875". Passenger side light has 6-functions: stop, tail, turn, rear reflex, side marker and side reflex. Lights ground through mounting studs. Shock-proof socket guarantees long bulb life. Screw-on lens, easy to change burnt bulbs. FMVSS: A S T, A P2, L.

| PN | description |
|------|--|
| 7272 | lights, 2 amber marker lights, license plate bracket, 25-ft harness, mounting hardware |

⚠ WARNING: Cancer and Reproductive Harm www.P65Warnings.ca.gov.



7270

Trailer Light Kit

This universally mounted combination tail light kit includes the passenger side tail light, driver side light with license illuminator, 2 amber marker lights, license plate bracket and 25-ft harness. The 12.8V lights are stud mounted on 2" centers. Acrylic Lens, Plastic Housing. Stop/Turn Amp Draw: .25, Tail Amp Draw: 1.0A. Size: 4.563" x 4.563" x 2.875". Passenger side light has 6-functions: stop, tail, turn, rear reflex, side marker and side reflex. Lights ground through mounting studs. Shock-proof socket guarantees long bulb life. Screw-on lens, easy to change burnt bulbs. FMVSS: A S T, A P2, L.

| PN | description |
|------|---|
| 7270 | lights, license plate bracket, 20-ft harness, mounting hardware |

⚠ WARNING: Cancer and Reproductive Harm www.P65Warnings.ca.gov.



7267

Waterproof Low Profile Trailer Light Kit

These waterproof, low profile, universally mounted combination tail light kits include the passenger side tail light, driver side light with license illuminator, license plate bracket, 25-ft harness and mounting hardware. Item 7267 also includes 2 yellow marker lights with bases, 2 yellow reflectors and stainless steel mounting hardware. The 12.8V lights mount on 2" centers. Acrylic Lens, Plastic Housing. Stop/Turn Amp Draw: .23, Tail Amp Draw: 0.9A. Size: 8.063" x 2.875" x 2.813". Passenger side light has 7-functions: stop, turn, tail, rear clearance, rear reflex, side marker and side reflex. Includes separate ground wire with eyelet. FMVSS: S T I A P2 PC, L.

| PN | description |
|------|---|
| 7267 | lights, license plate bracket, 25-ft harness, mounting hardware |
| 7268 | lights, license plate bracket, 2 amber marker lights, 2 yellow reflectors, 25-ft harness, mounting hardware |

⚠ WARNING: Cancer and Reproductive Harm www.P65Warnings.ca.gov.

Incandescent Marker, Tail & Turn Lights

Several styles of DOT-certified truck and trailer lights, light accessories, reflectors and replacement mirrors are offered. These products are heavily used in the trucking industry, but can be used by construction equipment and farm implement original equipment manufacturers. Resistant to shock, vibration, heat, moisture and corrosion, these lighting products provide a lifetime of trouble-free performance.



Scan for pricing or go to www.delcity.net/catalogpricing

1.800.654.4757
f:1.800.431.1293



4" Round Stop, Tail, Turn Lights

These aftermarket round, 4" tail, brake and turn lights feature a rugged, safe construction that is able to absorb vibration and road shock. These lights provide a cost effective retrofit for current lighting on a car, truck or trailer. These lights feature a standard female connection and are able to fit all competitive pigtailed, brackets and grommets. The lights include a hermetic lens-to-housing seal. Rated for 12V applications, 2.1A.

| PN | description | color |
|------|------------------------|-------|
| 8500 | 4" incandescent lights | red |
| 8505 | 4" incandescent lights | amber |

⚠ WARNING: Cancer and Reproductive Harm www.P65Warnings.ca.gov.



4" Round Steel Case Stop, Tail, Turn Lights

These 4" steel case lights are ideal aftermarket truck tail lights as they easily retrofit existing lights on a truck or trailer. The steel case helps to protect the light and wire components as well as provide theft resistance. These lights feature rugged steel construction and an easy snap-on lens. Rated for 12V applications, 2.1A.

| PN | description | color |
|------|------------------------|-------|
| 8510 | 4" incandescent lights | red |

⚠ WARNING: Cancer and Reproductive Harm www.P65Warnings.ca.gov.



Oval Stop, Tail, Turn Lights

The oval shaped tail, brake and turn lights are ideal for aftermarket car tail lights and can also be used as a third brake light in vehicle applications such as cars and trucks. These lights feature a female pin connection and are rated for 12V applications. Amp rating is 2.1.



| PN | description | color |
|------|--------------------------|-------|
| 7900 | oval incandescent lights | red |
| 7905 | oval incandescent lights | amber |

⚠ WARNING: Cancer and Reproductive Harm www.P65Warnings.ca.gov.

Use With
grommets
PAGE 236




Universal 3-stud Mount Stop, Tail, Turn, Backup Lights

This incandescent light features a high impact, polycarbonate housing and an acrylic lens attached to the housing with four screws for easy bulb replacement. Lens is dual stop, tail, turn signals with an additional window that allows for a back-up signal illumination. Lights feature a steel reinforced 3-stud triangle, mounting pad with hardware and are pre-wired for easy installation. Lights also contain one each replaceable #1157 and #1156 bulbs and are rated for 8 to 14V DC.

| PN | description | color |
|------|----------------------------------|-------|
| 7925 | 3-stud mount incandescent lights | red |

⚠ WARNING: Cancer and Reproductive Harm www.P65Warnings.ca.gov.



2 1/2" Sealed Clearance Marker Lights

Round clearance marker lights provide a dependable solution to reduce costly down-time. Ideal for any truck, trailer or other application that requires vehicle length identification. Lights include a hermetic lens-to-housing seal and over 12,000 hours of bulb life. These clearance markers have twist-on mounting for easy installation. Approved for 12V applications with a .33A rating.

| PN | description | color |
|------|----------------------------|-------|
| 8525 | 2 1/2" incandescent lights | red |
| 8530 | 2 1/2" incandescent lights | amber |

⚠ WARNING: Cancer and Reproductive Harm www.P65Warnings.ca.gov.



2" Sealed Clearance Marker Lights

They are constructed to fit all popular standard grommet (8805) and bracket mounting systems. Lights are comparable to competitive brands and have a greased filled terminal port that accepts the standard 2-contact male pigtail connectors (8700). Light within is comparable to a #194 bulb and is rated for 8-14V DC.

| PN | description | color |
|------|------------------------------|-------|
| 8535 | amber, 2" incandescent light | red |
| 8540 | red, 2" incandescent light | amber |

⚠ WARNING: Cancer and Reproductive Harm www.P65Warnings.ca.gov.





Scan for pricing or go to www.delcity.net/catalogpricing

www.delcity.net
info@delcity.net



7805



8545



8555



8560



8580



8575



7855

Oval Sealed Side Marker & Turn Signal Lights

The lens has a bubble flare that allows it to be visible from both the side and rear. Lights are comparable to competitive brands and flush mount with a grommet (8815). Each light accepts the standard 3-contact male pigtail connectors (8705 & 8710) and has a greased filled terminal port. Light within is comparable to a #1157 bulb and is DOT and SAE AEP2 rated for 12V DC, 2.1A draw.

| PN | description | color |
|------|-------------------------|-------|
| 7805 | oval incandescent light | amber |

WARNING: Cancer and Reproductive Harm www.P65Warnings.ca.gov.

2 Bulb Clearance Marker Lights -- Scalloped

These incandescent lights are manufactured with a scalloped-style acrylic lens that snap-seals onto the plastic housing. Each is flush mount and pre-wired for fast and easy installation. Lights within are comparable to a #193 bulb. SAE and DOT rated for 8-14V DC.

| PN | description | color |
|------|-------------------------------------|-------|
| 8545 | 2 bulb scalloped incandescent light | amber |
| 8550 | 2 bulb scalloped incandescent light | red |

WARNING: Cancer and Reproductive Harm www.P65Warnings.ca.gov.

2 Bulb Clearance Marker Lights -- Oval

These incandescent lights are manufactured with an acrylic lens that snap-seals onto the plastic housing. Each is flush mount and pre-wired for fast and easy installation. Lights within are comparable to a #193 bulb. SAE and DOT rated for 8-14V DC.

| PN | description | color |
|------|--------------------------------|-------|
| 8555 | 2 bulb oval incandescent light | amber |
| 8560 | 2 bulb oval incandescent light | red |

WARNING: Cancer and Reproductive Harm www.P65Warnings.ca.gov.

Clearance Marker Lights - Steel Armored

They feature two or four mounting holes for easy retrofits and a seal-tight expanded rubber gasket. There is no need for a light socket hole with this flat back design. Meets PC function when mounting at a 45 degree angle. Approved for 12V applications with a .33A rating.

| PN | description | color |
|------|----------------------------------|-------|
| 8575 | steel armored incandescent light | red |
| 8580 | steel armored incandescent light | amber |


WARNING: Cancer and Reproductive Harm www.P65Warnings.ca.gov.

Clearance Marker Lights - Bar Style

Three incandescent marker lights are mounted 6" on-center onto a mounting bracket to create each of these light bars. The 7855 has two .198" clearance holes for mounting. Bars are DOT and SAE P2, P3 rated for 12V DC.

| PN | description | color |
|------|--|-------|
| 7855 | narrow rectangle incandescent bar marker light | red |

WARNING: Cancer and Reproductive Harm www.P65Warnings.ca.gov.



Center Mount Reflectors

Hermetically sealed center mount reflectors. Mounts quickly with a #10 screw (not included).


| PN | size | color |
|------|------|-------|
| 8611 | 2" | red |
| 8616 | 2" | amber |

| PN | size | color |
|------|----------------------------------|-------|
| 8610 | 3 ³ / ₁₆ " | red |
| 8615 | 3 ³ / ₁₆ " | amber |

WARNING: Cancer and Reproductive Harm www.P65Warnings.ca.gov.



Scan for pricing or go to www.delcity.net/catalogpricing



Stick-on Round Reflectors


Adhesive backing effortlessly mounts to any flat surface for permanent usage.

| PN | size | color |
|------|------|-------|
| 8601 | 2" | red |
| 8606 | 2" | amber |

| PN | size | color |
|------|------|-------|
| 8600 | 3" | red |
| 8605 | 3" | amber |

WARNING: Cancer and Reproductive Harm www.P65Warnings.ca.gov.

1.800.654.4757
f:1.800.431.1293




Stick-on Rectangle Reflectors

Adhesive backing effortlessly mounts to any flat surface for permanent usage

| PN | size | color |
|------|----------------------------------|-------|
| 8631 | 3 ³ / ₁₆ " | red |
| 8636 | 3 ³ / ₁₆ " | amber |

| PN | size | color |
|------|---------------------------------|-------|
| 8630 | 4 ³ / ₈ " | red |
| 8635 | 4 ³ / ₈ " | amber |

WARNING: Cancer and Reproductive Harm www.P65Warnings.ca.gov.



Stick-on Oblong Reflectors

Adhesive backing effortlessly mounts to any flat surface for permanent usage

| PN | size | color |
|------|------|-------|
| 8660 | 4" | red |

| PN | size | color |
|------|------|-------|
| 8665 | 4" | amber |

WARNING: Cancer and Reproductive Harm www.P65Warnings.ca.gov.



Stick-on Reflector Rolls and Kit

Adhesive backing effortlessly mounts to any flat surface for permanent usage

| PN | description | color | # of reflectors | color |
|------|--|-------|-----------------|-----------------|
| 8680 | 3.5" x 2", Rectangular Stick-on Reflector Roll | 167' | 500 | red |
| 8685 | 3.5" x 2", Rectangular Stick-on Reflector Roll | 167' | 500 | amber |
| 8690 | Stick-on Rectangle Reflector Kit | - | 4 | 2-red / 2-amber |

WARNING: Cancer and Reproductive Harm www.P65Warnings.ca.gov.

License Plate Lights



Scan for pricing or go to www.delcity.net/catalogpricing

www.delcity.net
info@delcity.net



7866



786601

LED License Plate Light

This is a sonically sealed and waterproof LED license plate light with a polycarbonate lens & housing. It is used with a mounting bracket, and the design includes both a lead and ground wire. For use in 12VDC vehicle applications.

| PN | description | color |
|--------|-------------|-------|
| 7866 | LED light | clear |
| 786601 | bracket | black |

⚠ WARNING: Cancer and Reproductive Harm www.P65Warnings.ca.gov.

LED Mini License Plate Light

The super 2 LEDs provide a superior illumination to their incandescent counterparts with less draw on your electrical system. A chrome-plated, brass bezel is used to cover the light and mounts 2" center-to-center. The hard-wired connections are sealed in epoxy for added weather resistance and shock absorption. Rated for 8–14 volts DC and up to 100,000 hours of life. SAE and DOT rated.

| PN | description | color | warranty |
|------|------------------------------------|-------|----------|
| 7865 | LED, license plate light, 2 diodes | clear | 1 year |

⚠ WARNING: Cancer and Reproductive Harm www.P65Warnings.ca.gov.

Incandescent Mini License Plate Light

This incandescent license plate light is rated to 12.8VDC. It uses a replaceable 194 style bulb, and has a 2-wire design that includes both a lead and ground. The housing is brass, with a chrome plated bezel, and a stainless steel bulb socket. Lamp surface mounts on 2" centers. FMVSS: (2)L.

| PN | description | color |
|------|---|-------|
| 7801 | incandescent, license plate light, 194 bulb | clear |

⚠ WARNING: Cancer and Reproductive Harm www.P65Warnings.ca.gov.

LED Metal Surface Mount License Plate Light

Surface mount license plate lamps are made of a grey plastic housing and metal base. The light features a polycarbonate lens that is illuminated by either an incandescent bulb or 5-LEDs. The light surface mounts using ears or studs. The LED design includes both a lead and ground wire. It is an ideal fit for vehicle applications. Meets DOT and SAE specifications.

| PN | description | color |
|------|--------------------|-------|
| 7863 | LED, metal bracket | clear |

⚠ WARNING: Cancer and Reproductive Harm www.P65Warnings.ca.gov.

Incandescent Metal Surface Mount License Plate Light

These incandescent lights feature a chrome-plated plastic housing and metal base. Lights are equipped with a crystal lens and are DOT and SAE rated for 8 to 14V DC.

| PN | description | color |
|------|-----------------------------|-------|
| 7860 | incandescent, metal bracket | clear |

⚠ WARNING: Cancer and Reproductive Harm www.P65Warnings.ca.gov.

LED Plastic Surface Mount License Plate Light

This license plate light is attached to a black plastic bracket. The bracket surface mounts on 3-1/4" centers. The light features a polycarbonate lens that is illuminated by 5-LEDs. The design includes both a lead and ground wire.

| PN | description | color |
|------|----------------------|-------|
| 7864 | LED, plastic bracket | clear |

⚠ WARNING: Cancer and Reproductive Harm www.P65Warnings.ca.gov.

LED Snap-In License Plate Light

This is an LED, snap-in, mini license plate light. It uses 2 LEDs within a polycarbonate lens, has a chrome-plated brass housing, and it is sonically sealed & waterproof. The light also features a 2-wire design that includes both a lead and a ground wire.

| PN | description | color |
|------|-------------|-------|
| 7861 | LED light | clear |

⚠ WARNING: Cancer and Reproductive Harm www.P65Warnings.ca.gov.

Incandescent Snap-In License Plate Light

This incandescent license light mounts directly into a 1.250" mounting hole and has a gasket to provide a weather proof seal. The light utilizes a common ground and is pre-wired with a 21" wire lead and .250" male disconnect. Light within is comparable to a #89 bulb and is rated for 8–14V DC.

| PN | description | color |
|-------|----------------------------------|-------|
| 73460 | snap-in mini license plate light | clear |

⚠ WARNING: Cancer and Reproductive Harm www.P65Warnings.ca.gov.





LED Heavy Duty License Plate Light

This license illuminator is constructed of heavy-duty chrome plated steel that allows for shock-proof durability. The light features a polycarbonate lens and is illuminated by either an incandescent bulb or 1 LED. It is an ideal fit for vehicle applications.

| PN | description | color |
|------|------------------------------------|-------|
| 7862 | heavy duty LED license illuminator | clear |

WARNING: Cancer and Reproductive Harm www.P65Warnings.ca.gov.



Incandescent Heavy Duty License Plate Light

Chrome-plated steel construction housing and flat mounting bracket provide these incandescent illuminators shock-proof durability. Equipped with a crystal lens, these lights are ideal for various applications and are rated for 8–14V DC.

| PN | description | color |
|------|---|-------|
| 8590 | heavy duty incandescent license illuminator | clear |

WARNING: Cancer and Reproductive Harm www.P65Warnings.ca.gov.



Incandescent Truck License/Utility Lamp

These incandescent license lights are designed to mount directly into a GM/GMC truck step bumper or any other surface. Lights utilize a common ground and are pre-wired with a 6" wire lead and OEM connector. Light within is comparable to a #67 bulb and is rated for 8–14V DC.

| PN | description | color |
|-------|------------------------------------|-------|
| 73462 | incandescent license/utility light | clear |

WARNING: Cancer and Reproductive Harm www.P65Warnings.ca.gov.



Scan for pricing or go to www.delcity.net/catalogpricing

1.800.654.4757
f:1.800.431.1293

Utility Lighting



LED Round Sealed Work Light

This heavy-duty light is designed to endure the roughest terrains. It is manufactured with a powder-coated aluminum housing and polycarbonate lens. The 6 powerful LEDs provide a total of 550 lumens, with a minimal 5A draw. Mounting: 3/8" diameter bolt.

| PN | description | color | warranty |
|------|---------------|-------|----------|
| 7995 | LED, 6 diodes | clear | 1 year |

WARNING: Cancer and Reproductive Harm www.P65Warnings.ca.gov.



LED 3" Round Sealed Utility Light

The design includes both lead and ground wires and is rated to 12.8V DC. 6 Diodes. Light Amp Draw: .020A. Polycarbonate lens and housing. CSA certified for use in sleeping quarters. Raw Lumen Output: 224; Effective Lumen Output: 168. 3" diameter, 3/8" thick.

| PN | description | color |
|------|--|-------|
| 7240 | LED surface mount utility light, 6 diode | clear |

WARNING: Cancer and Reproductive Harm www.P65Warnings.ca.gov.



RV LED Utility Lights

LED RV utility lights are used as porch lights. They have a snap-on acrylic lens, 16 LEDs, and a black plastic body. The lights are hard wired with a separate ground wire. The clear lens light has a switch, and the yellow lens light does not. Light Amp Draw: White - .32A, Yellow - .295A

| PN | description | color |
|------|---------------------------------------|-------|
| 7901 | LED, white w/ black housing, w/switch | white |

WARNING: Cancer and Reproductive Harm www.P65Warnings.ca.gov.



RV Incandescent Utility Lights

RV utility lights are used as porch lights. They feature an acrylic lens with a replaceable 1141 style bulb and a white plastic housing. They are hard wired with a separate ground wire. Available in a clear or yellow lens, and both with or without a switch. Light Amp Draw: 1.4A

| PN | description | color |
|------|-------------------------|-------|
| 7904 | incandescent, w/ switch | clear |

WARNING: Cancer and Reproductive Harm www.P65Warnings.ca.gov.



Scan for pricing or go to www.delcity.net/catalogpricing

www.delcity.net
info@delcity.net

Blue Seas Systems Dimmers

Blue Sea Systems has designed these dimmers to effectively change the brightness of different lighting types. By digitally adjusting voltage, lights on a given circuit will change brightness. The DeckHand™ dimmer offers the ability to change lighting brightness from 0%-100% using an included double throw Contura switch. Illuminated exit with adjustable time delay. Retail package includes momentary (ON)-OFF-(ON) switch. Minimum Operating Temperature: -40°F (-40°C), Maximum Operating Temperature: 185°F (85°C). CE marked, Ignition Protected, ISO 8846 Marine, meets SAE J1171 Marine requirements.



| PN | amps | voltage |
|-------|------|---------|
| 73642 | 6A | 12V DC |
| 73644 | 12A | |
| 73646 | 25A | |
| 73643 | 6A | 24V DC |
| 73645 | 12A | |

WARNING: Cancer and Reproductive Harm
www.P65Warnings.ca.gov

2" Rubber Grommet for Clearance Marker Lights

This round rubber grommet is manufactured to fit standard 2" LED and incandescent clearance marker lights. New grommets restore shock protection, security and improve vehicle appearance.



8805

WARNING: Cancer and Reproductive Harm
www.P65Warnings.ca.gov

4" Rubber Grommet for Stop, Tail, Turn Lights

This round rubber grommet is manufactured to fit standard 4" LED and incandescent stop, tail, turn lights. New grommets restore shock protection, security and improve vehicle appearance. Fits a 4.5" mounting hole.



8810

WARNING: Cancer and Reproductive Harm
www.P65Warnings.ca.gov

Rectangular Rubber Grommet

This rectangular rubber grommet is manufactured to fit standard rectangle LED stop, tail, turn lights. New grommets help restore shock protection, security and improve vehicle appearance.



8820

WARNING: Cancer and Reproductive Harm
www.P65Warnings.ca.gov

Thinline Chrome Mounting Bracket

Snap-in light design allows for quick installation. Mates with Thinline LED clearance marker lights (7640 & 7645). Includes twin leads.



8855

WARNING: Cancer and Reproductive Harm
www.P65Warnings.ca.gov

2½" Rubber Grommet for Clearance Marker Lights

This round rubber grommet is manufactured to fit standard 2½" LED and incandescent clearance marker lights. New grommets restore shock protection, security and improve vehicle appearance.



8800

WARNING: Cancer and Reproductive Harm
www.P65Warnings.ca.gov

Oval Rubber Grommet

This oval rubber grommet is manufactured to fit standard oval LED and incandescent stop, tail, turn lights. New grommets help restore shock protection, security and improve vehicle appearance.



8815

WARNING: Cancer and Reproductive Harm
www.P65Warnings.ca.gov

Mini Rectangular Chrome Mounting Bracket

Mates with 7680 and 7685 clearance marker lights. Includes twin leads.



8875

WARNING: Cancer and Reproductive Harm
www.P65Warnings.ca.gov

90° Steel Mounting Brackets

90° steel mounting brackets are perfect for mounting directly to the trailer frame, with no panel cutout required. Brackets are steel and powder coated black.



| PN | description |
|------|-------------------------------------|
| 8842 | mounting bracket, 2.5" round lights |
| 8844 | mounting bracket, 4" round lights |
| 8846 | mounting bracket, 6" oval lights |

WARNING: Cancer and Reproductive Harm
www.P65Warnings.ca.gov

Bulbs, Sockets & Adapters

Halogen Capsule Bulbs

Halogen lights are some of the most widely used illumination devices for forward lighting in recent models for the transportation industry. They offer longer life (2 to 3 times as long as an incandescent bulb) and better efficiency (10% to 20% more efficient). These halogen lights are offered in two different styles, a single and dual filament. The single filament is designed specifically for either the high or low beam while the dual filament functions as both.



| PN | description | ANSI # |
|-------|-------------|--------|
| 78590 | hi-low beam | 9003 |
| 78600 | hi-low beam | 9004 |
| 78601 | hi beam | 9005 |
| 78602 | low beam | 9006 |

| PN | description | ANSI # |
|-------|-------------|------------|
| 78603 | hi-low beam | 9007 |
| 78604 | hi-low beam | 9008 (H13) |
| 78606 | low beam | H7 |

WARNING: Cancer and Reproductive Harm www.P65Warnings.ca.gov.

Incandescent Bulbs

These bulbs are ideal for automotive, motorcycle and auxiliary lighting. Wedge base securely holds bulb in place while the durable construction provides trouble free lives of the bulbs.



| PN | base style | ANSI # |
|-------|------------|--------|
| 78650 | wedge | 194 |
| 78655 | wedge | 3156 |
| 78656 | wedge | 3157 |

| PN | base style | ANSI # |
|-------|------------|--------|
| 78657 | wedge | 4114LL |
| 78658 | wedge | 4157LL |

WARNING: Cancer and Reproductive Harm www.P65Warnings.ca.gov.

LED Automotive Bulbs

LED automotive bulbs are high power LED's that offer a brighter light at a lower power consumption than alternative replacement bulbs. These long lasting lights feature advanced chip material. Includes 2 bulbs in each pack.



| PN | type | style/chips | lumens |
|-------|----------------|--------------|--------|
| 78210 | 3157 COB Style | plasma style | 22 |
| 78226 | 43 COB Style | dome light | 32 |

WARNING: Cancer and Reproductive Harm www.P65Warnings.ca.gov.

Halogen Bulb

For automotive, motorcycle and auxiliary lighting. 55 Watt, 12 volts. 12 volts average life (hours): 225. H3 bulb. 1 per box.



| PN | description |
|-------|--------------|
| 78605 | halogen bulb |

WARNING: Cancer and Reproductive Harm www.P65Warnings.ca.gov.

Clear Auto Bulb - DC Index Bulb

This is a standard replacement, dual filament bulb designed for both break and turn signal applications. The filament is a C-6 shape and has an up to 600 hour life expectancy. 10 bulbs per pack. Rated to 2.1A @ 12.8V DC.



| PN | ANSI # |
|-------|--------|
| 78610 | 1157 |

WARNING: Cancer and Reproductive Harm www.P65Warnings.ca.gov.

Halogen Headlight Socket

These halogen headlight sockets are ideal replacements for your worn or damaged headlight sockets. With 10" wire leads, each socket will mate with their respective headlamp.



| PN | description |
|-------|-------------------|
| 78670 | fits 9004 or 9007 |

WARNING: Cancer and Reproductive Harm www.P65Warnings.ca.gov.

LED Automotive Bulb Adapters

These automotive bulb adapters are designed to fit the appropriate replacement LED bulb. They are wired for 12V/14V operation in all vehicles. 2 adapters and necessary lead wires are included in each pack.



| PN | description | included wires | fits bulbs |
|-------|-------------------------|----------------|--------------|
| 78230 | 1 pair of 3157 adapters | three 6" | 78210, 78211 |

WARNING: Cancer and Reproductive Harm www.P65Warnings.ca.gov.

Diodes

Diodes were designed to protect electronic circuits against transients and overvoltage threats such as EFT (electrically fast transients) and ESD (electro-static discharge). Ultra low forward voltage drop. High frequency operation. Polarity protection diodes. Rated to 36V DC.



| PN | amps | PN | amps |
|------|------|------|------|
| 8531 | 1 | 8536 | 6 |
| 8533 | 3 | | |

WARNING: Cancer and Reproductive Harm www.P65Warnings.ca.gov.



Scan for pricing or go to www.delcity.net/catalogpricing

1.800.654.4757
f:1.800.431.1293




Scan for pricing or go to www.delcity.net/catalogpricing

www.delcity.net
info@delcity.net

Pigtail Plugs 2-Contact

Choose from a variety of pigtail plugs to hook-up your single or dual function lights. Each includes the grounding wire pre-terminated with a ring terminal. The 8715 and 8720 feature 11" of lead wire.



| PN | description |
|------|---------------------------------------|
| 8700 | 2-contact plug |
| 8715 | 2-contact dual male plug |
| 8720 | right angle, 2-contact dual male plug |

WARNING: Cancer and Reproductive Harm
www.P65Warnings.ca.gov.

Pigtail Plugs 2-Contact, 3-pc

This harness has 3, 2-contact molded plugs and is typically used with 3-pc clearance markers on over 80" applications. The harness has standard two terminal plugs with male pins, 65" of wire lead, and a #10 ring terminal at the end of a ground wire.




| PN | description |
|------|---------------------------|
| 7854 | 3-Pc ID light bar harness |

WARNING: Cancer and Reproductive Harm
www.P65Warnings.ca.gov.

Pigtail Plugs 3-Contact

3-contact pigtails for use with standard stop, tail, turn lights. Plugs are manufactured to replace existing pigtails or new installation. Both have 11" of lead wire. Each includes the grounding wire pre-terminated with a ring terminal.




| PN | description |
|------|---------------------|
| 8705 | 3-contact plug |
| 8710 | 3-contact, 90° plug |

WARNING: Cancer and Reproductive Harm
www.P65Warnings.ca.gov.

Pigtail Plugs, Weathertight

The weathertight pigtail adapter is used to upgrade existing 3-contact plug lights to weathertight connections. Item 7210 has lead wire and includes the grounding wire pre-terminated with a ring terminal.



| PN | description |
|------|-----------------------------------|
| 7210 | weathertight pigtail |
| 7211 | weathertight pigtail/PL-3 adapter |

WARNING: Cancer and Reproductive Harm
www.P65Warnings.ca.gov.

LED Load Resistors

One LED load resistor is required per LED light to allow the turn signal to flash at the proper rate. Load resistors generate heat and will need to be mounted to metal, away from plastic materials. 50W, 6 ohm resistor.



| PN | description |
|------|--|
| 7282 | resistor with 11" lead |
| 7283 | resistor with 9.5" lead & female PL-3 plug |

WARNING: Cancer and Reproductive Harm
www.P65Warnings.ca.gov.

Three-wire Connector

Three-wire connector with fiber-optic cavity. For 2 or 3 terminal sealed-beam head lights and flashers. 12" 16 gauge lead wire.



| PN | description |
|-------|----------------------|
| 73510 | three-wire connector |

WARNING: Cancer and Reproductive Harm
www.P65Warnings.ca.gov.

Single Contact License & Utility Light

Snap-in fit for 3/4" hole. 12" lead wire. Bulbs: 63, 67, 81, 89, 1002, 1129, 1133, 1141.



| PN | description |
|-------|--|
| 73512 | single contact license & utility light |

WARNING: Cancer and Reproductive Harm
www.P65Warnings.ca.gov.

Double Contact Park/Stop/Tail/Turn Light

Removable adapter plate for 3/4" hole. Weather-resistant boot. 12" lead wire. Bulbs: 1198, 1016, 1034, 1154, 1157.



| PN | description |
|-------|----------------------|
| 73514 | double contact light |

WARNING: Cancer and Reproductive Harm
www.P65Warnings.ca.gov.

Single Contact

Pigtail wire assembly with terminal attached. Socket #'s: 3432, 3433, 3452, 3453, 3460, 3461, 3463, 3470, 3471. Light No. 63, 67, 81, 89, 93, 209, 1003, 1073, 1129, 1133, 1141, 1156. SMP: S-23; Wells: 201; Borg: PT5, Nieh: LS-102.



| PN | description |
|-------|----------------|
| 73507 | single contact |

WARNING: Cancer and Reproductive Harm
www.P65Warnings.ca.gov.

Double Contact

Pigtail wire assembly with terminals attached. Socket #'s: 3422, 3430, 3434, 3435, 3436. Light Nos. 64, 68, 82, 88, 90, 94, 210, 1004, 1034, 1074, 1130, 1154, 1157, 1158, 1175. SMP: S-24; Well: 200; Borg: PT7, Nieh: LS-150.



| PN | description |
|-------|----------------|
| 73509 | double contact |

WARNING: Cancer and Reproductive Harm
www.P65Warnings.ca.gov.

Injector Solenoid Connector

EV1 style connector. Fits multi-port injectors GM 1711799 1993-86 (replaces GM 12085491). Bosch & Lucas Injectors on Chrysler, Ford products, AMC/Jeep, Datsun/Nissan, Porsche, Toyota, VW and Volvo 2004 and later.



| PN | description |
|-------|-----------------------------|
| 73522 | injector solenoid connector |

WARNING: Cancer and Reproductive Harm
www.P65Warnings.ca.gov.

- CLASS I-** Primary warning lights for authorized emergency vehicles. Four times brighter than CLASS II. Ten times brighter than CLASS III or Type E, ES and EE.
- CLASS II-** Primary warning lights for authorized maintenance or work vehicles.
- CLASS III-** Primary warning lights for vehicles that are required to display warning lights.
- TYPE E, ES & EE-** Primary warning lights for industrial truck applications.



Scan for pricing or go to www.delcity.net/catalogpricing

1.800.654.4757
f:1.800.431.1293



ECCO7660A

ECCO® LED Class I Rotating Beacon

LED Hybrid technology provides a high-intensity rotating warning signal with no gears, brushes or bulbs to wear out. Eight high-intensity LEDs combined with a TIR optic produce an bright warning beam. The polycarbonate lens features a UV hard coating to greatly reduce cracking, hazing, abrasion and fading. Meets SAE J845 Class I (A, B, CB & R). CE, R10, IP67 and RoHS.

| PN | color | mount | draw | volts | FPM | SAE | warranty |
|--------------|-------------|---------|------|-----------|-----|-----|----------|
| ECCO7660A | amber | — | 2.1 | 12-24V DC | 125 | 1 | 5 year |
| ECCO7660B | blue | — | | | | | |
| ECCO7660G | green | — | | | | | |
| ECCO7660R | red | — | | | | | |
| ECCO7660CC | clear/clear | — | | | | | |
| ECCO7660AVM | amber | vac mag | | | | | |
| ECCO7660BVM | blue | vac mag | | | | | |
| ECCO7660RVM | red | vac mag | | | | | |
| ECCO7660CAVM | clera/amber | vac mag | | | | | |
| ECCO7660CCVM | clear/clear | vac mag | | | | | |

⚠ WARNING: Cancer and Reproductive Harm www.P65Warnings.ca.gov.



ECCO7460AVM

ECCO® LED Class I Low Profile Beacon

The compact and unobtrusive LED beacon incorporates a simple, yet highly effective and robust, design featuring an overhead heatsink that also allows removal of flange when the unit is pipe mounted. The eight 3-watt LEDs and a parabolic reflector creates a highly sensitive peripheral vision unique to Pulse8 flash pattern. Meets SAE J845 Class I (A, CC, CR & R). CA models are Class II. CE, IP66 Rating.

| PN | color | mount | draw | volts | FPM | SAE | warranty |
|-------------|-------|---------|------|-----------|-----|-----|----------|
| ECCO7460AVM | amber | vac mag | 3.6 | 12-36V DC | 80 | 1 | 5 year |

⚠ WARNING: Cancer and Reproductive Harm www.P65Warnings.ca.gov.



ECCO7965A

ECCO® LED Class I Beacon

It features 11 flash patterns. The beacons have an aluminum base with polycarbonate lens. Vacuum magnet mount models have a switched cigarette plug adapter. Available in 5" or 7" height profiles. Meets SAE J845 Class I, CE, R10 and RoHS rating.

| PN | color | size | profile | mount | draw | volts | SAE | warranty |
|-------------|-------|------|---------|---------|------|-----------|-----|----------|
| ECCO7965A | amber | 5" | low | — | 3.6 | 12-24V DC | 1 | 5 year |
| ECCO7965R | red | | | — | | | | |
| ECCO7965G | green | | | — | | | | |
| ECCO7965BVM | blue | | | vac mag | | | | |
| ECCO7965GVM | green | | | vac mag | | | | |
| ECCO7970R | red | | | — | | | | |
| ECCO7970G | green | — | | | | | | |

⚠ WARNING: Cancer and Reproductive Harm www.P65Warnings.ca.gov.



10110

ECCO® High Intensity Class I LED Beacon

These heavy-duty, steel base LED beacons offer 16 high-intensity 3-watt LEDs that provide the brightest light output available in an LED beacon. The beacon's LED technology offers a dual/quad flash and low/high-intensity adjustment via an adjustable dip switch beneath the lens. LED beacon 10110 offers an integral flange for three bolt flush mount or 1" pipe mounting and is pre-wired for ease of installation. LED beacon 10115 offers a vacuum magnet mount feature with a 15' cord and 12V DC lighter plug. AMECA certified for SAE J854 Class I applications, R10, CE, IP56 and RoHS

| PN | color | mount | draw | volts | FPM | SAE | warranty |
|-------|-------|-------|------|-----------|------------------|-----|----------|
| 10110 | amber | — | 2.5 | 12-24V DC | 8% ₆₅ | 1 | 2 year |
| 10115 | amber | mag | | | | | |

⚠ WARNING: Cancer and Reproductive Harm www.P65Warnings.ca.gov.



Scan for pricing or go to www.delcity.net/catalogpricing

www.delcity.net
info@delcity.net



ECCO7160A

ECCO® LED Class I Strobe Beacon

Allows for multiple units to be synced. It has up to 15 flash patterns with both high and low settings. The vacuum magnet mount comes with a cigarette plug with on/off and flash pattern switch functionality. Meets SAE J845 Class I (A, CA & CC Only). California Title 13 (A, CA & CC Only). CE, R10, IP Rating 66 (3-bolt mount).

| PN | color | mount | draw | volts | SAE | warranty |
|--------------|-------------------|---------|------|-----------|-----|----------|
| ECCO7160CAVM | clear lens, amber | vac mag | 2.0 | 12-24V DC | 1 | 5 year |
| ECCO7660A | amber | — | 2.1 | | | |
| ECCO7660R | red | — | | | | |
| ECCO7660CC | clear/clear | — | | | | |
| ECCO7660CAVM | clera/amber | vac mag | | | | |

⚠ WARNING: Cancer and Reproductive Harm www.P65Warnings.ca.gov.



ECCO6950A

ECCO® High Intensity Class I Strobe Beacon

This high intensity dual (75FPM)/quad (65FPM) flash strobe beacon offers a die cast aluminum base, thread-on polycarbonate lens and Smartstrobe® feature that automatically adjusts to day or night operating intensity, making it ideal for refuse, dump trucks or other larger work trucks. The medium profile beacon (6.7"x 6.5") offers an integral flange for three bolt flush mount or 1" pipe mounting and is pre-wired for ease of installation. Reverse polarity, voltage spike and surge protected, and AMECA certified to SAE J1318 Class I, CE.

| PN | color | profile | mount | draw | volts | FPM | SAE | warranty |
|-----------|-------|---------|-------|------|-----------|-------|-----|----------|
| ECCO6950C | clear | low | — | 2.6 | 12-24V DC | 75/65 | 1 | 2 year |

⚠ WARNING: Cancer and Reproductive Harm www.P65Warnings.ca.gov.



ECCOEB7180A

ECCO® LED Class I Square Beacon

This series offers SAE Class I light output with up to 8 flash patterns on EB7180 Series, and 24 flash patterns on EB7185 Series. Flash patterns also include a simulated rotate mode with sync capability. These beacons offer a long, maintenance free service life with high performance. It has a low amp draw, and it is a cost effective light across several uses.

| PN | color | profile | mount | flash pattern | volts | SAE | warranty |
|------------------|-------------------|---------|---------|---------------|--------|-----|----------|
| ECCOEB7180A | amber | low | — | 24 | 12-24V | 1 | 5 year |
| ECCOEB7180CA-VM | clear lens, amber | | — | | | | |
| ECCOEB7185AAA-VM | clear lens, amber | medium | vac mag | | | | |

⚠ WARNING: Cancer and Reproductive Harm www.P65Warnings.ca.gov.



ECCO7945A

ECCO® LED Class II Beacon

It features a Pulse8 (8 flash per cycle) flash pattern to produce an attention getting warning signal. The beacons have a nylon base with polycarbonate lens. Vacuum magnet mount models have a switched cigarette plug adapter. Available in 5" or 7" height profiles. Meets SAE Class II, CE, R10, RoHS rating

| PN | color | size | mount | draw | volts | FPM | SAE | warranty |
|-------------|-------|------|---------|------|-----------|--------|-----|----------|
| ECCO7945A | amber | 5" | — | 1.3 | 12-48V DC | 70 x 8 | 2 | 5 year |
| ECCO7945C | clear | 5" | — | | | | | |
| ECCO7945B | blue | 5" | — | | | | | |
| ECCO7945R | red | 5" | — | | | | | |
| ECCO7945AVM | amber | 5" | vac mag | | | | | |
| ECCO7950A | amber | 7" | — | | | | | |
| ECCO7950B | blue | 7" | — | | | | | |
| ECCO7950AVM | amber | 7" | vac mag | | | | | |
| ECCO7950CVM | clear | 7" | vac mag | | | | | |

⚠ WARNING: Cancer and Reproductive Harm www.P65Warnings.ca.gov.



ECCO7975A

ECCO® Class I & II LED Severe Vibration Beacons

Heavy-Duty series LED beacons have the latest LED technology with a traditional, strobe style housing. Feature a Pulse8 (8 flash per cycle) flash pattern to produce an attention getting warning signal. Ideally suited for severe vibration applications including mining, construction and waste management. Beacons have a reinforced polypropylene base with polycarbonate lens. Available in 5" or 7" height profiles. Meets SAE Class II, CE, and R10 rating. Class I (A&B only)

| PN | color | size | draw | volts | SAE | warranty |
|-------------|-------|------|------|-----------|-----|----------|
| ECCOEB7930A | amber | 5" | 1.3 | 12-48V DC | 2 | 5 year |
| ECCOEB7930C | clear | | | | | |
| ECCOEB7930B | blue | | | | | |
| ECCOEB7930R | red | | | | | |
| ECCO7980A | amber | 7" | 3.6 | 12-24V DC | 1 | |

⚠ WARNING: Cancer and Reproductive Harm www.P65Warnings.ca.gov.



Scan for pricing or go to www.delcity.net/catalogpricing

1.800.654.4757
f:1.800.431.1293

ECCO® Class II LED Beacons - Pipe Mount

ECCO's EB7265 Series LED Beacon produces a warning signal that is ideal for industrial applications. The long, maintenance-free service life of LED technology, backed by a 5-year warranty, makes this a perfect replacement solution for existing strobe beacons. This cost-effective light features 12-24V operating range that also makes it ideal for use on electrically powered vehicles and equipment. Flash Mode: 75 - 120. Temperature Range: -22°F to +122°F (-30°C to +50°C). Meets IP67 and RoHS standards.

| PN | color | flash pattern | volts | SAE | warranty |
|-------------|-------|---------------|-----------|-----|----------|
| ECCOEB7260A | amber | 41 | 12-24V DC | 2 | 5 year |

⚠ WARNING: Cancer and Reproductive Harm www.P65Warnings.ca.gov.



ECCO® LED Class III Beacon

Pulse8 flash pattern that produces a warning signal ideal for industrial-type applications.

| PN | color | mount | draw | volts | FPM | rating/cert. | warranty |
|--------------|-------|--------------------|------|-----------|-----|------------------------------|----------|
| ECCO6465A | amber | bolt | 0.1 | 12-80V DC | 80 | SAE Class III, R10, UL, RoHS | 5 year |
| ECCO6465AMG | | magnet | | | | | |
| ECCO6465C | clear | bolt | | | | | |
| ECCO6465CMG | | magnet | | | | | |
| ECCO6465B | blue | bolt | | | | | |
| ECCO6465G | green | bolt | | | | | |
| ECCO6465GMG | | magnet | | | | | |
| ECCO6465R | red | bolt | | | | | |
| ECCO6465AHBT | amber | semi-permanent HBT | | | | | |

⚠ WARNING: Cancer and Reproductive Harm www.P65Warnings.ca.gov.

ECCO® LED Class III Low Intensity Industrial Beacon

ECCO's maintenance-free 6260 Series LED Beacons feature three of the latest 3-watt LEDs and Pulse8 flash operation that produces a warning signal ideal for industrial applications. These beacons are reverse polarity, voltage spike and surge protected. The reinforced-nylon base houses the epoxy-sealed electronics for a superior environmental protection. Meets SAE Class III, R10, UL, RoHS, IP67

| PN | color | mount | draw | volts | FPM | SAE | warranty |
|-----------|-------|---------|------|-----------|--------|-----|----------|
| ECCO6263A | amber | 2 bolt | 0.12 | 12-80V DC | 70 x 8 | 3 | 3 year |
| ECCO6262A | amber | | | | | | |
| ECCO6267A | amber | ½" pole | | | | | |
| ECCO6267R | red | | | | | | |

⚠ WARNING: Cancer and Reproductive Harm www.P65Warnings.ca.gov.



ECCO6262A



Scan for pricing or go to www.delcity.net/catalogpricing

www.delcity.net
info@delcity.net



10060

ECCO® Low-Profile Class I Rotating Beacon

This economical low profile rotating beacon provides 160 flashes per minute and incorporates a belt drive with stainless steel bearings for long life and reliable service. Combined with a polycarbonate base, twist-on lens and 55-watt halogen bulb, it is available in a standard 3 bolt flange and 1" pipe mount, or in a vacuum magnet mount designed for use up to 65 mph. AMECA certified for SAE J854, 12 Volt Class I applications, R10 and CE

| PN | color | mount | draw | volts | FPM | SAE | warranty |
|-------------|-------|-----------|------|-------|-----|-----|----------|
| ECCO5813A | amber | permanent | 4.9 | 12 | 195 | 1 | 1 year |
| ECCO5813R | red | | | | | | |
| ECCO5813AMG | amber | mag | | | | | |
| ECCO5813RMG | red | | | | | | |
| ECCO5840A | amber | permanent | | | | | |
| ECCO5810A | amber | DIN Pole | | | | | |
| ECCO5816A | amber | 1 bolt | | | | | |
| ECCO5816B | blue | | | | | | |

⚠ WARNING: Cancer and Reproductive Harm www.P65Warnings.ca.gov.

ECCO® Medium-Duty Class II Strobe Beacon

These medium-duty dual (80FPM)/quad (65FPM) flash strobe beacons offer glass filled nylon bases and thread-on polycarbonate lenses making them ideal for on-the-road delivery vehicles such as mini-vans or pick-up trucks. Low profile 10025 beacon (4.8"x 6.5") offers an integral flange for three bolt flush mount or 1" pipe mounting and is pre-wired for ease of installation. Low profile 10030 beacon (4.8"x 6.5") offers a vacuum magnet mount feature with a 15' cord and 12V DC lighter plug. Medium profile beacon (6.7"x 6.5") offers an integral flange for three bolt flush mount or 1" pipe mounting and is pre-wired for ease of installation. Beacons are reverse polarity, voltage spike and surge protected, and AMECA certified to SAE J1318 Class II, CE, R10.



10025



10035DL

| PN | color | mount | profile | draw | volts | FPM | SAE | warranty |
|-------------|-------|-----------|---------|------|--------|--------------|-----|---|
| ECCO6570A | amber | permanent | medium | 2.4 | 12-48V | 80X2 or 65X4 | 2 | Strobe = 2 years / Flashtube = 6 months |
| ECCO6570C | clear | | | | | | | |
| ECCO6570AVM | amber | vac mag | | | 12-24V | 80X2 | | |

⚠ WARNING: Cancer and Reproductive Harm www.P65Warnings.ca.gov.

ECCO® 11" LED Class I Reflex Microbars

The Reflex LED 11" microbars provide an even more compact and powerful warning light than other 15" minibars. It uses high-intensity LEDs to maximize light output. There are 35 flash patterns that are chosen from a trigger wire on permanent mounted styles, or a cigarette plug switch on the vacuum-magnet style. Temperature rating of -22°F to 122°F. Meets SAE J845 Class I, CE, R10. IP65 and RoHS



ECCO5550A

| PN | color | mount | draw | volts | flash pattern | SAE | warranty |
|------------|-------------------|-----------|------|-----------|---------------|-----|----------|
| ECCO5550CA | clear lens, amber | permanent | 3.4 | 12-24V DC | 35 | 1 | 5 year |

⚠ WARNING: Cancer and Reproductive Harm www.P65Warnings.ca.gov.

ECCO® 22" Class I Rotating Mini Bar

This series features a smooth, quiet, belt-driven rotator mechanism that maximizes beam patterns and light output. It is a compact and economical minibar option at only 22", but is still high performing. It has a coated aluminum base and low profile lens. Meets SAE J845 Class I, CE.



ECCO6221001

| PN | color | draw | volts | flash pattern | SAE | warranty |
|-------------|-------|------|--------|---------------|-----|----------|
| ECCO6221001 | amber | 11 | 12V DC | 360, rotate | 1 | 2 year |
| ECCO6221003 | clear | | | | | |

⚠ WARNING: Cancer and Reproductive Harm www.P65Warnings.ca.gov.

ECCO® 15" LED Class I Mini Bar


The 5590 uses high intensity LEDs that combines and corners discrete optic and reflective technology to maximize light output. This provides an intense, focused signal to the front and rear as well as wide angle warning to the sides. Users can select from 18 flash patterns, either via trigger wire on permanent mount models or cigarette plug switch on magnetic models. Meets SAE J845 Class I, California Title 13, CE, R10, IP65.



ECCO5590CA

| PN | color | mount | draw | volts | flash pattern | SAE | warranty |
|--------------|-------------------------------|-------|------|--------|---------------|-----|----------|
| ECCO5590CA | clear lens, amber | - | 6 | 12-24V | 18 | 1 | 3 year |
| ECCO5590CB | clear lens, blue | | | | | | |
| ECCO5590CAG | clear lens, split amber/green | | | | | | |
| ECCO5590CGVM | clear lens, green | | | | | | |

⚠ WARNING: Cancer and Reproductive Harm www.P65Warnings.ca.gov.



ECCO5585A



ECCO5585CCVM

ECCO® 15" LED Class I Mini Bar

Class 1 LED Mini Bars provide a powerful warning solution that offers the flexibility of either permanent or vacuum-magnet mounting. They feature eight LED modules, each comprising of three LEDs of high intensity light output. The mini bar can also be synchronized (permanent mount only). Vacuum mount comes with a cigarette plug with an on/off and flash pattern selectable switch. Meets SAE J845 Class I, California Title 13, CE, RoHS and IP65 and R10. Temperature rating of -22°F to 122°F (-30°C to 50°C).

| PN | color | mount | draw | volts | flash pattern | SAE | warranty |
|---------------|-------------------------------|--------------------|------|-----------|---------------|-----|----------|
| ECCO5585CR | clear lens, red | - | 4.6 | 12-24V DC | 18 | 1 | 5 year |
| ECCO5585CAG | clear lens, amber/green | | | | | | |
| ECCO5585AHBT | amber | semi-permanent HBT | | | | | |
| ECCO5585CAHBT | clear lens, amber | vac mag | | | | | |
| ECCO5585AVM | amber | | | | | | |
| ECCO5585CAGVM | clear lens, split amber/green | | | | | | |
| ECCO5585CACMG | clear lens, split amber/clear | | | | | | |

⚠ WARNING: Cancer and Reproductive Harm www.P65Warnings.ca.gov.



ECCO5580A

ECCO® 15" LED Class II Mini Bar

The Class II LED Mini Bars provide a compact warning solution that offers a variety of mounting options. Eight LED modules, each comprising of three LEDs provides high intensity light output amplified with the reflective technology to maximize light output. These models offer users the choice of 18 user selectable flash patterns. Meets SAE J845 Class II, CE, R10, IP65

| PN | color | mount | draw | volts | flash pattern | SAE | warranty |
|---------------|-------------------|---------|------|-----------|---------------|-----|----------|
| ECCO5580A | amber | - | 2.7 | 12-24V DC | 18 | 2 | 5 year |
| ECCO5580CA | clear lens, amber | | | | | | |
| ECCO5580CAHBT | clear lens, amber | vac mag | | | | | |
| ECCO5580AVM | amber | | | | | | |
| ECCO5580CAVM | clear lens, amber | | | | | | |
| ECCO5580AMG | amber | magnet | | | | | |

⚠ WARNING: Cancer and Reproductive Harm www.P65Warnings.ca.gov.



ECCO5150ACC

ECCO® Class II 15" Strobe Mini Bars

Two-head power supply, offering double or quad flash operation as well as high to low intensity light output which can be user-selected at the time of installation or via a switch.

| PN | color | mount | lens | volts | FPM | rating/cert. | SAE | warranty |
|-------------|-------|-------|-------|------------|------------------|------------------------|-----|----------|
| ECCO5150ACC | amber | bolt | amber | 12-24V DC | 7% ₆₅ | R10, CE | 2 | 2 |
| ECCO5350CAA | clear | - | clear | 12-48 V DC | 8% ₆₅ | SAE J1318 Class II, CE | | |

⚠ WARNING: Cancer and Reproductive Harm www.P65Warnings.ca.gov.



10050

ECCO® 15" High Intensity Rotating Mini Bar

These low profile high performance belt-driven Mini Bars offer a unique free-form optics rotator module that provides a high intensity light output making them ideal for various work truck applications that require a Class I rating.

| PN | color | mount | amps | volts | FPM | rating/cert. | warranty |
|-------------|-------|--------|------|--------|-----|------------------------------------|----------|
| 10045 | amber | bolt | 11 | 12V DC | 480 | IP 54, SAE J845 Class I rating, CE | 3 |
| 10050 | amber | magnet | | | | | |
| ECCO5135B | blue | bolt | | | | | |
| ECCO5135CVM | clear | magnet | | | | | |
| ECCO5135R | red | bolt | | | | | |

⚠ WARNING: Cancer and Reproductive Harm www.P65Warnings.ca.gov.



Scan for pricing or go to www.delcity.net/catalogpricing

1.800.654.4757
f:1.800.431.1293



Scan for pricing or go to www.delcity.net/catalogpricing

www.delcity.net
info@delcity.net



10131



10135

LED 1" Micro Strobes

They feature 11 selectable flash patterns and are capable of alternating or synchronized flashing. Mounting is made easy with supplied grommet and stainless steel bezel, into a 1" mounting hole. Each light is pre-wired with individual control module. Rated to 210MA max draw @ 12.8V DC.

| PN | color | diodes | flash patterns | warranty |
|-------|-----------------|--------|----------------|----------|
| 10131 | white | 1 | 11 | 1 year |
| 10135 | amber | | | |
| 10132 | blue-clear lens | | | |

⚠ WARNING: Cancer and Reproductive Harm www.P65Warnings.ca.gov.



ECCO3410A

ECCO® Safety Director LED with Controller

The 3410 LED Safety Director is a compact high-intensity warning system designed to direct traffic approaching from the rear of a stationary vehicle. Housing is manufactured from extruded aluminum and houses the eight reflective modules with 6 LEDs each. The modern, soft touch controller provides control of nine built-in flash patterns and features an LED display that mimics the selected pattern in real time. ECCO3410A meets SAE J845 Class I, CE, R10 and RoHS.

| PN | description | SAE | warranty |
|-------------|---|-----|----------|
| ECCO3435A | LED safety signal director w/controller, 35' cable | 1 | 5 year |
| ECCO3410LBA | LED signal bar | 1 | |
| ECCOED3315A | LED safety signal director w/controller, 15' cable, amber | 1 | |

⚠ WARNING: Cancer and Reproductive Harm www.P65Warnings.ca.gov.



ECCO37038AS

ECCO® Narrowstik Directional Lights

High output directional warning with low amp draw, maintenance free and long-life LED light source. Features 32 flash patterns selectable via in-cab rocker switch panel.

| PN | length | LED modules | flash patterns | rating/cert. | warranty |
|-------------|--------|-------------|----------------|------------------|----------|
| ECCO37038AS | 29" | 8 (3703) | 32 | SAE J595 Class I | 5 year |

⚠ WARNING: Cancer and Reproductive Harm www.P65Warnings.ca.gov.



ECCO® LED 22" Lightbars

ECCO 27 Series Lightbars are versatile and powerful warning devices suitable for a range of vehicle types and duties. The 27 Series is suitable for many vehicle applications and features reflective LED modules, a durable aluminum chassis and polycarbonate lenses. Medium profile chassis. Integrated LED Safety Director. 19 flash patterns (independent flashing) or 31 flash patterns (centrally controlled). Aluminum chassis, polycarbonate base and lens. SAE Class I, Cal. Title 13 Temperature Range: -22°F to +122°F (-30°C to +50°C)

| PN | color | mount | draw | volts | flash pattern | SAE | warranty |
|--------------|-------|--------|------|--------|---|-----|----------|
| ECCO2700003E | amber | magnet | 4 | 12V DC | 19 (independent), 31 (controlled) | 1 | 5 year |

⚠ WARNING: Cancer and Reproductive Harm www.P65Warnings.ca.gov.



Scan for pricing or go to www.delcity.net/catalogpricing

ECCO® LED Interior Lights - EW0100 Series



ECCO 0100 Series is ideal for illuminating toolboxes, racking and small or large interior compartments, these convenient LED strips are available in various pre-configured lengths. Featuring 1-watt LEDs, each strip or module can be spliced (excludes ECCOEW0141) and are supplied with wire leads at each end allowing multiple units to be easily daisy-chained together. Temperature Range: -22°F (-30°C) to 122°F (50°C).

| PN | length | mount | lens | volts | lumens |
|------------|--------|------------|-------|---------------|--------|
| ECCOEW0111 | 36" | strip | clear | 12V DC @ 1.1A | 1300 |
| ECCOEW0116 | 12" | strip | clear | 12V DC @ 0.4A | 450 |
| ECCOEW0117 | 24" | strip | clear | 12V DC @ 0.7A | 880 |
| ECCOEW0118 | 16' | roll strip | clear | 12V DC @ 3.6A | 2600 |

⚠ WARNING: Cancer and Reproductive Harm www.P65Warnings.ca.gov.

1.800.654.4757
f:1.800.431.1293

ECCO® LED Interior Lights - EW0200 Series



ECCO 0200 Series is perfect for passenger compartment, sleeper cab and small interior compartment illumination. The light range offers the choice of flush mount or surface mount models, circular and rectangular housings, chrome, black or white bezels, as well as switched and non-switched models. Temperature Range: -22°F (-30°C) to 122°F (50°C).

| PN | size | shape | switch | lens | bezel | volts | lumens |
|------------|------|--------------|--------|-------|--------|-------------------|--------|
| ECCOEW0200 | 5.5" | circular | yes | flood | white | 12-24V DC @ 0.4A | 425 |
| ECCOEW0204 | 5" | circular PIR | no | | white | 12-24V DC @ 0.8A | 750 |
| ECCOEW0205 | | round | | white | | | |
| ECCOEW0220 | 2.8" | circular | yes | | white | 12V DC @ 0.1A | 75 |
| ECCOEW0221 | | circular | | | chrome | | |
| ECCOEW0202 | 2" | rectangular | no | flood | black | 12-24V DC @ 0.08A | 150 |
| ECCOEW0240 | 4.6" | rectangular | yes | | white | 12-24V DC @ 0.2A | |
| ECCOEW0241 | | rectangular | | | chrome | | |

⚠ WARNING: Cancer and Reproductive Harm www.P65Warnings.ca.gov.

ECCO® LED Interior Lights - EW0400 Series



These heavy-duty surface mount ECCO 0400 Series interior lights feature aluminum housings and frosted lenses designed for optimum light diffusion. Suited to a wide variety of interior applications these lights are available in two length options and with or without integrated on/off switch and door control (operated via trigger wire). Temperature Range: -22°F (-30°C) to 122°F (50°C). Rated CE, R10, IP55 and RoHS. 5 year warranty.

| PN | size | shape | switch | volts | lumens |
|------------|------|-------------|--------|---------------|--------|
| ECCOEW0400 | 5.5" | rectangular | no | 12-24V @ 0.4A | 200 |

⚠ WARNING: Cancer and Reproductive Harm www.P65Warnings.ca.gov.

ECCO® LED Interior Lights - EW0600 Series



These high-output ECCO 0600 Series LED interior lights are ideal for illuminating large spaces, such as van cargo areas with up to 4900 lumens of light intensity. Each model is switched, operates on 12 or 24V systems and surface mounts with concealed fasteners. Temperature Range: -22°F (-30°C) to 122°F (50°C). Rated CE and RoHS. 5 year warranty.

| PN | size | shape | LEDs | lens | volts | lumens |
|------------|------|-------------|------|-------|-----------------|--------|
| ECCOEW0600 | 18" | rectangular | 96 | flood | 12-24VDC @ 1.1A | 2000 |
| ECCOEW0602 | 33" | | 192 | | 12-24VDC @ 2.3A | 4900 |

⚠ WARNING: Cancer and Reproductive Harm www.P65Warnings.ca.gov.



Scan for pricing or go to www.delcity.net/catalogpricing

www.delcity.net
info@delcity.net



ECCO® LED Interior Lights - EW0700 Series

Available in two length options, these ECCO 0700 Series heavy-duty LED cargo/work area interior lights feature pivoting mounting feet that allow the angle of light output to be adjusted. Each unit has an integrated on/off switch, aluminum housing and operates on both 12 and 24V systems. Surface mount (hardware included). Temperature Range: -22°F (-30°C) to 122°F (50°C). Rated CE and RoHS. 5 year warranty.

| PN | size | shape | lens | volts | lumens |
|------------|------|----------|-------|-----------------|--------|
| ECCOEW0700 | 13" | cylinder | flood | 12-24VDC @ 0.5A | 400 |
| ECCOEW0701 | 22" | | | 12-24VDC @ 0.9A | 1250 |

⚠ WARNING: Cancer and Reproductive Harm www.P65Warnings.ca.gov.


ECCO® LED Interior Lights - EW0800 Series

These thin corner ECCO 0800 Series LED interior lights are ideal for use in a wide variety of applications, particularly where a high-output light is required but space is limited. Mounted with concealed fasteners (hardware included), these 12-24V lights feature aluminum housings and frosted lenses. Temperature Range: -22°F (-30°C) to 122°F (50°C). Rated R10, IP67 and RoHS. 5 year warranty.

| PN | size | shape | lens | volts | lumens |
|------------|-------|--------|-------|-----------------|--------|
| ECCOEW0800 | 11.9" | corner | flood | 12-24VDC @ 0.2A | 200 |
| ECCOEW0801 | 21.5" | | | 12-24VDC @ 0.4A | 400 |
| ECCOEW0802 | 31.5" | | | 12-24VDC @ 0.6A | 600 |

⚠ WARNING: Cancer and Reproductive Harm www.P65Warnings.ca.gov.





ECCO3945C

ECCO® Class I 4" Round Grommet Mount LED Directional

These independent LED directional lights offer long-life, low-maintenance operation with no moving parts or bulbs/flashtubes to break or replace. Simply fit in standard round rear lighting grommets. Single, slow single, fast single, double, fast double, quad, quint and warp flash patterns. Meets SAE J595 Class I, IP67 and RoHS Rating.

| PN | color | SAE | warranty |
|-----------|-------|-----|----------|
| ECCO3945 | amber | 1 | 5 year |
| ECCO3945B | blue | | |
| ECCO3945R | red | | |

⚠ WARNING: Cancer and Reproductive Harm www.P65Warnings.ca.gov.



Scan for pricing or go to www.delcity.net/catalogpricing

1.800.654.4757
f:1.800.431.1293



ECCO3965C

ECCO® Class I Oval Grommet Mount LED Directional

Fits in standard oval rear lighting grommets. Single, slow single, fast single, double, fast double, quad, quint and warp flash patterns. Meets SAE J595 Class I, IP67 and RoHS.

| PN | color | SAE | warranty |
|------------|--------------|-----|----------|
| ECCO3965A | amber | 1 | 5 year |
| ECCO3965R | red | | |
| ECCO3965AA | amber | | |
| ECCO3965AC | amber, clear | | |

⚠ WARNING: Cancer and Reproductive Harm www.P65Warnings.ca.gov.



ECCO3920A

ECCO® Oval Slimline LED Directional

Comprised of 56 high intensity LEDs, these lights feature 15 flash patterns and have a simple 3 wire hook-up. Choose from surface or grommet mount. Meets RoHS Rating.

| PN | color | mount | warranty |
|-----------|-------|---------|----------|
| ECCO3920A | amber | grommet | 5 year |

⚠ WARNING: Cancer and Reproductive Harm www.P65Warnings.ca.gov.



ECCOED3777A

ECCO® Class I LED 180° Intersection Directionals

This is a bright and versatile 180° LED directional warning light. It is available as either a solid or dual color, and it has 29 (single) and 69 (dual) different flash patterns. Meets SAE J845 Class I, CE, R10, IP67 and RoHS.

| PN | color | mount | flash patterns | SAE | warranty |
|--------------|--------------|-------|----------------|-----|----------|
| ECCOED3777A | amber | bolt | 29 | 1 | 5 year |
| ECCOED3777G | green | | | | |
| ECCOED3777W | white | | | | |
| ECCOED3777AW | amber, white | | | | |

⚠ WARNING: Cancer and Reproductive Harm www.P65Warnings.ca.gov.



ECCO3910A

ECCO® Slimline LED Surface Mount Directional

They are comprised of 56 high intensity LEDs, these lights feature 15 flash patterns and have a simple 3 wire hook-up.

| PN | color | shape | warranty |
|-----------|-------|-----------------------|----------|
| ECCO3910A | amber | rounded corner square | 2 year |

⚠ WARNING: Cancer and Reproductive Harm www.P65Warnings.ca.gov.



ECCO3931A

ECCO® Extremely Thin Surface Mount LED Directional

Choose from 16 available patterns including steady on, random, single, double, quad, mega, phased mega and deciblast. Lights are synchronizable with other like units. 56 high intensity LEDs. 16 flash patterns including random. Extremely slim at only 0.34" Long, maintenance-free service life. Low current draw (0.9 Amps). Rated to IP66 and RoHS.

| PN | color | shape | warranty |
|-----------|-------|---------------------|----------|
| ECCO3931A | amber | rectangle | 5 year |
| ECCO3932A | amber | elongated rectangle | |
| ECCO3932R | red | | |

⚠ WARNING: Cancer and Reproductive Harm www.P65Warnings.ca.gov.



Scan for
pricing or go to
[www.delcity.net/
catalogpricing](http://www.delcity.net/catalogpricing)

www.delcity.net
info@delcity.net



ECCO3510A

ECCO® Slimline LED Grommet Mount Directional

Surface and bracket (bracket included) LED directional lights offer long-life and low maintenance with no moving parts or flashtubes to break or replace. Weatherproof IP67 rating. SAE J595 Class I (light output only).

| PN | color | flash | sync | SAE | warranty |
|-------------|-------|-------|------|-----|----------|
| ECCOED0001A | amber | 24 | yes | 1 | 1 year |
| ECCOED0001C | clear | | | | |

⚠ WARNING: Cancer and Reproductive Harm www.P65Warnings.ca.gov.

ECCO® Class I LED Directional, Surface Mount

These versatile surface mount lights feature high-intensity LEDs providing exceptional warning synchronization capability and SAE Class I operation. Compact design and ability to fit confined mounting locations. Available in single, split-, or dual-color variation. Meets SAE J595 Class I California Title 13 (Amber, Blue, Red), IP67 and RoHS.

| PN | color | flash | SAE | warranty |
|--------------|-------------|-------|-----|----------|
| ECCO3510A | amber | 16 | 1 | 5 year |
| ECCOED3703A | amber | 21 | | |
| ECCOED3703B | blue | | | |
| ECCOED3703C | white | | | |
| ECCOED3703G | green | | | |
| ECCOED3703R | red | | | |
| ECCOED3704A | amber | 30 | | |
| ECCOED3704AB | amber/blue | | | |
| ECCOED3704AC | amber/white | | | |
| ECCOED3704AR | amber/red | | | |
| ECCOED3704BC | blue/white | | | |
| ECCOED3704C | white | | | |
| ECCOED3704G | green | | | |
| ECCOED3704R | red | | | |
| ECCOED3704RB | red/blue | | | |
| ECCOED3704RC | red/white | | | |
| ECCOED3788AB | amber/blue | 38 | | |
| ECCOED3788AC | amber/white | | | |
| ECCOED3788BC | blue/white | | | |
| ECCOED3788RA | red/amber | | | |
| ECCOED3788RB | red/blue | | | |
| ECCOED3788RC | red/white | | | |
| ECCOED3788A | amber | 62 | | |
| ECCOED3788B | blue | | | |
| ECCOED3788C | white | | | |
| ECCOED3788R | red | | | |
| ECCOED3744AB | amber/blue | 70 | | |
| ECCOED3744AC | amber/white | | | |
| ECCOED3744AR | amber/red | | | |
| ECCOED3744BC | blue/white | | | |
| ECCOED3744RB | red/blue | | | |
| ECCOED3744RC | red/white | | | |
| ECCOED3755AB | amber/blue | | | |
| ECCOED3755AC | amber/white | | | |
| ECCOED3755AR | amber/red | | | |
| ECCOED3755BC | blue/white | | | |
| ECCOED3755RB | red/blue | | | |
| ECCOED3755RC | red/white | | | |
| ECCOED3789AC | amber/white | | | |
| ECCOED3789BA | blue/amber | | | |
| ECCOED3789BC | blue/white | | | |
| ECCOED3789RA | red/amber | | | |
| ECCOED3789RB | red/blue | | | |
| ECCOED3789RC | red/white | | | |

⚠ WARNING: Cancer and Reproductive Harm www.P65Warnings.ca.gov.

NEW



ECCO Class I Combo LED Directional, 135° Side Warning

ECCO's ED9215 series mounts on bumper or vehicle grille. It produces 135° of coverage, provides an intense centered white light and it is flanked by dual-color warning lights. Two Hide-A-LED™ warning lights are mounted at a 45° angle on each end to provide effective offangle visibility. Rated to IP67 and RoHS.


| PN | color | mount | flash patterns | warranty |
|--------------|-------------|---------|----------------|----------|
| ECCOED9215AW | amber/white | bracket | 69 | 5 year |
| ECCOED9215BW | blue/white | | | |
| ECCOED9215RB | red/blue | | | |
| ECCOED9215RW | red/white | | | |

⚠ WARNING: Cancer and Reproductive Harm www.P65Warnings.ca.gov.



Scan for pricing or go to www.delcity.net/catalogpricing

1.800.654.4757
f:1.800.431.1293



ECCO3811



ECCO3861C

ECCO® LED Quad Flash Class I Lights

These directional LEDs comprise 20 high intensity LEDs with individual reflectors. Featuring 7 flash patterns and synchronization capability, offering fit-and-forget maintenance-free operation and low amp draw. Lights have a tough, clear polycarbonate housing with encapsulated electronics. These flash lights are rated SAE J595 Class I, CE, R10, and RoHS.

| PN | color | mount | shape | SAE | warranty |
|-----------|-------|---------|-----------|-----|----------|
| ECCO3811A | amber | surface | rectangle | 1 | 5 year |
| ECCO3811C | clear | | | | |
| ECCO3861C | clear | grommet | oval | | |

⚠ WARNING: Cancer and Reproductive Harm www.P65Warnings.ca.gov.



ECCO® Concealed Surface Mount LED Directional Light

These surface mounted lights are high intensity, directional LED warning lights specifically designed for vehicle headlight and tail light applications. The six 1-watt LEDs can be programmed to 16 different flash patterns. The in-line waterproof driver module eliminates need for a remote power supply. They are manufactured with a UV stabilized polycarbonate lens, nickel-plated housing and come with a 9-ft cable. CE.

| PN | color | mount | warranty | PN | color | mount | warranty |
|-----------|-------|---------|----------|-----------|-------|---------|----------|
| ECCO9014A | amber | surface | 5 year | ECCO9014C | clear | surface | 5 year |

⚠ WARNING: Cancer and Reproductive Harm www.P65Warnings.ca.gov.



ECCO® Hide-A-LED Concealed Warning Lights

ECCO's concealed warning lights are high-intensity, directional LED warning lights specifically designed for vehicle headlight and tail-light applications. The optic design produces wide angle light dispersion and maximizes secondary light output reflected off the vehicle light casing. In addition, the LEDs' low profile allows mounting in small, confined light casings typical of tail lights and modern car headlights. The LED design offers major advantages over strobe versions. All control electronics are situated in a sealed, in-line driver module so no remote power supply is required. 16 flash patterns are included and multiple units can be synchronized to flash alternately or simultaneously. Additional benefits of LED technology include high intensity light output, low current draw and a long and maintenance-free service life.

| PN | color | LEDs | mount | warranty | PN | color | LEDs | mount | warranty |
|-----------|-------|------|--------|----------|-----------|-------|------|---------|----------|
| ECCO9011A | amber | 4 | 2 bolt | 5 year | ECCO9013A | amber | 6 | 1" hole | 5 year |
| ECCO9011C | clear | | pop-in | | | | | | |
| ECCO9031A | amber | | | | | | | | |

⚠ WARNING: Cancer and Reproductive Harm www.P65Warnings.ca.gov.



ECCO® Hide-A-LED Directional Systems-Remote Strobes

ECCO's directional system-remote strobes are designed and built to withstand the toughest applications. Weatherproof connections and epoxy-filled diecast aluminum housing with capacitor heat dissipation cradles are why these directional system-remote strobes offer unrivaled protection against heat, vibration, dust and moisture. Available individually or in systems. Temperature Range: -22 °F to +122 °F (-30 °C to +50 °C).

| PN | color | LEDs | mount | warranty |
|-----------|-------------------------|--------|-------------------|---|
| ECCO9660 | power supply, 6 channel | 12-24V | 70 double/65 quad | Power Supply = 2 years / Flashtube = 6 months |
| ECCO9013C | clear | | | |

⚠ WARNING: Cancer and Reproductive Harm www.P65Warnings.ca.gov.



ECCO® Dual Head Concealed Warning LEDs

Control electronics are situated in a sealed, in-line driver module so no remote power supply is required. 16 flash patterns are included and multiple units can be synchronized to flash alternately or simultaneously. Four 1-watt high intensity LED's per head provide exceptional warning. UV stabilized polycarbonate lens, nickel plated housing and 9' cable. CE, R10.

| PN | color | mount | warranty | PN | color | mount | warranty |
|------------|-------|---------|----------|------------|-------|--------|----------|
| ECCO9021BB | blue | surface | 5 year | ECCO9022BB | blue | pop-in | 5 year |
| ECCO9021RR | red | | | ECCO9022RR | red | | |

⚠ WARNING: Cancer and Reproductive Harm www.P65Warnings.ca.gov.



ECCOED3766AB

ECCO® Class I Dual and Tri Color LED Directional

The ECCO dual & tri color directional LED warning lights offer the flexibility three different color outputs within a single unit. Lights are comprised of 12 high intensity LEDs, dual colors feature six of each color. SAE Class I light output, synchronization capability and the choice of 11 flash patterns allows the creation of an attention-getting multi-color warning system with half the number of lights typically required. Each model can be programmed to flash either color option individually or alternate colors. Temperature rating of -22°F to +122°F (-30°C to +50°C). Meets SAE J595 Class I, CA Title 13, R65, CE, R10, IP67.

| PN | color | SAE | warranty |
|---------------|----------------|-----|----------|
| ECCOED3766AC | amber/clear | 1 | 5 year |
| ECCOED3766RBA | red/blue/amber | | |

⚠ WARNING: Cancer and Reproductive Harm www.P65Warnings.ca.gov.

ECCO® Class I Solid, Split, Dual & Tri-Color Surface Mount LED Directional

The ED3701 and ED3702 directional LEDs are bright and versatile warning lights that are suited to a wide variety of applications. Die cast base, polycarbonate lens. 5 year warranty.

| PN | type | light color | no. of LEDs | flash patterns | rating/cert. |
|---------------|-------|-------------------|-------------|----------------|--|
| ECCOED3701AC | split | amber/clear | 6 | 29 | SAE J595 Glass I California Title 13 R10 IP67 RoHS |
| ECCOED3702AG | dual | amber/green | 12 | 69 | |
| ECCOED3702AGW | tri | amber/green/white | 18 | 135 | |

⚠ WARNING: Cancer and Reproductive Harm www.P65Warnings.ca.gov.

ECCO® Self Adhesive LED Warning Lights

Stick-A-LED™ warning lights are compact, high intensity auxiliary LEDs designed to provide a powerful warning signal with fast and easy installation. The self-adhesive, peel and stick backing allows placement on any flat surface. They require only a single wiring hole and a simple two wire connection. Meets CE, R10, IP66 standards.

| PN | color | shape | warranty |
|-------------|-------|-----------|----------|
| ECCOED0004A | amber | rectangle | 1 year |
| ECCOED0004C | clear | | |
| ECCOED0004R | red | | |

⚠ WARNING: Cancer and Reproductive Harm www.P65Warnings.ca.gov.

ECCO® Hide-A-LED Bullet Warning Lights

The Hide-A-LED Bullet is a concealed LED warning light that features two high-intensity 3-watt LEDs to deliver an exceptionally bright warning signal with up to 16 flash patterns. Requiring only a single ½" hole, the Bullet's shape overcomes the problem of difficult installation in the highly compact, double wall design of modern vehicle casings. 9-ft cable included.

| PN | color | shaft size | amps | volts | lumens | SAE | warranty |
|-------------|-------|------------|------|-----------|--------|-----|----------|
| ECCOED0011C | clear | ¾" | 0.7 | 12-24V DC | 460 | 1 | 3 year |

⚠ WARNING: Cancer and Reproductive Harm www.P65Warnings.ca.gov.



ECCOED0004A



ECCOED0011C



Scan for pricing or go to www.delcity.net/catalogpricing

www.delcity.net
info@delcity.net

ECCOED3701A

ECCOED3702AC

Whether you are hooking up your trailer, winching a vehicle or illuminating the field in front of you, Del City has a line of lights to help you get your job done. Choose from LED or halogen models for the light. Then pick the style and light pattern to get the perfect fit for your application.



Scan for pricing or go to www.delcity.net/catalogpricing

1.800.654.4757
f:1.800.431.1293



ECCOE92005

ECCO® LED Round Work Lights

These work lights offers the latest technology and the very brightest white light for your application. This LED model offers over 80,000 hours of maintenance free life expectancy coupled with extremely low amp draw.

| PN | pattern | LEDs | volts | raw lumens | rating/cert. | warranty |
|------------|---------|------|------------------|------------|-------------------------|----------|
| ECCOE92005 | flood | 8 | 12-24V DC @ 1.2A | 1000 | CE | 5 year |
| ECCOE2110 | | 7 | 12-80V DC @ 1.8A | 1000 | CE, R10, UL, IP67, RoHS | |
| ECCOE92004 | | 6 | 12-24V DC @ 0.6A | 800 | CE, R10 | |
| ECCOE2481 | | 5 | | 600 | CE, R10, IP67, RoHS | |

⚠ WARNING: Cancer and Reproductive Harm www.P65Warnings.ca.gov.



ECCOE2401

ECCO® LED Square Work Light

These work lights offer the latest technology and the very brightest white light for your application. This LED model offers over 80,000 hours of maintenance free life expectancy coupled with extremely low amp draw.

| PN | pattern | LEDs | volts | raw lumens | rating | warranty |
|------------|---------|----------|------------------|------------|----------|----------|
| ECCOE2401 | flood | 4-3 watt | 12-24V DC @ 0.9A | 600 | IP67, CE | 5 year |
| ECCOE92007 | flood | 5-3 watt | 12-24V DC @ 0.7A | 750 | CE | |
| ECCOE2403 | flood | 4 watt | 12-24VDC @ 0.6A | 600 | IP67, CE | |

⚠ WARNING: Cancer and Reproductive Harm www.P65Warnings.ca.gov.



ECCOE92007MG

ECCO® Square 5 LED Flood Work Light

Features cigarette plug with on/off switch. CE approval, aluminum heatsink housing and acrylic lens.

| PN | pattern | volts | raw lumens | warranty |
|--------------|------------|------------------|------------|----------|
| ECCOE92007MG | flood beam | 12-24V DC @ 0.7A | 750 | 5 year |

⚠ WARNING: Cancer and Reproductive Harm www.P65Warnings.ca.gov.



ECCOE2470

ECCO® Square 5 LED Work Light

Aluminum heatsink housing. Polycarbonate lens. Steel mounting bracket. CE, R10, and IP67.

| PN | LEDs | pattern | rating | volts | raw lumens | warranty |
|-----------|----------|---------|---------|-------------------|------------|----------|
| ECCOE2470 | 5-3 watt | spot | CE, R10 | 12-24V DC @ 0.6 A | 775 | 3 year |
| ECCOE2471 | | flood | CE, R10 | 12-24V DC @ 0.8 A | | |

⚠ WARNING: Cancer and Reproductive Harm www.P65Warnings.ca.gov.



ECCOE2112

ECCO® Oval 7 LED Work Lights

Has a compact footprint, allowing limitless fit-and-forget mounting options. With 1000 raw lumens, the flood beams deliver effective and safe coverage in the vehicle work area. With 12-80 voltage range, these worklamps will meet all of your vehicle worklamp lighting needs. Aluminum heatsink housing and polycarbonate lens.

| PN | connection | pattern | LEDS | volts | raw lumens | rating/cert. | warranty |
|--------------|------------|---------|------|------------------|------------|-------------------|----------|
| ECCOE2112DEU | deutsch | flood | 7 | 12-80V DC @ 1.6A | 1000 | CE, R10, UL, IP67 | 5 year |

⚠ WARNING: Cancer and Reproductive Harm www.P65Warnings.ca.gov.



ECCOE2020

ECCO® Oval LED Worklamps

Supplied with blue, black, chrome and white bezels. Two 3-watt LEDs.

| PN | mounting | pattern | volts | watts | lumens | rating/cert. | warranty |
|-----------|--------------------|---------|-----------|-------|--------|--------------|----------|
| ECCOE2020 | surface or bracket | spot | 12-24V DC | 300 | 3 | IP67 R10 | 5 year |
| ECCOE2021 | | flood | 12-24V DC | 300 | 3 | | |

⚠ WARNING: Cancer and Reproductive Harm www.P65Warnings.ca.gov.



Scan for pricing or go to www.delcity.net/catalogpricing

www.delcity.net
info@delcity.net



ECCO® Square 8 LED Work Light

Features high-intensity 3900 lumen light output making it an ideal choice for flood beams. Eight 10-watt LEDs. High-intensity beam. Aluminum heatsink housing. Heavy-Duty stainless steel articulating bracket. Polycarbonate lens.

| PN | pattern | rating | volts | raw lumens | warranty |
|-----------|---------|--------|-------------------|------------|----------|
| ECCOE2330 | spot | - | 12-24V DC @ 4.8 A | 4600 | 5 year |
| ECCOE2331 | flood | - | 12-24V DC @ 4.8 A | 4850 | |

⚠ WARNING: Cancer and Reproductive Harm www.P65Warnings.ca.gov.



ECCOE2102

ECCO® Equinox Square 8 LED Work Light

With a modern housing shape and exclusive ECCO grille recessed in the lens, Equinox is a distinctive universal work light that shines brightly in any work environment. The EW2102 model also features the Lo-GLO™, an illuminated ECCO logo that provides both a modern look and offers additional safety as an obstruction marker light. Featuring aluminum housing, IP67 protection rating and a 5 year warranty, the EW2102 has the added benefits of a UV hard coated lens and a Gore® vent for superior environmental protection.

| PN | pattern | rating | volts | raw lumens | warranty |
|-----------|---------|--------|-------------------|------------|----------|
| ECCOE2102 | flood | IP67 | 12-24V DC @ 2.6 A | 2000 | 5 year |

⚠ WARNING: Cancer and Reproductive Harm www.P65Warnings.ca.gov.



ECCO® Magnetic Rechargeable LED Work Light

Featuring a high intensity lumen flood beam and three operating modes (100% intensity, 30% intensity and SOS flashing), The long-life, lithium rechargeable battery allows the LED work light to be operated for 3-4 hours before recharging is required. Supplied with a cigarette socket charging lead and North American AC charger.

| PN | LED color | base color | pattern | lumens | warranty |
|---------------|-----------|------------|---------|--------|----------|
| ECCOE2461CAMO | clear | camo | flood | 650 | 1 year |

| PN | replacement parts |
|-------------|--------------------------------|
| ECCOE4002NA | north american AC plug adapter |

⚠ WARNING: Cancer and Reproductive Harm www.P65Warnings.ca.gov.



ECCOE2411

ECCO® LED Rectangle Work Light

This work light offers the latest technology and the very brightest white light for your application. This LED model offers over 80,000 hours of maintenance free life expectancy coupled with extremely low amp draw.

| PN | pattern | LEDS | volts | raw lumens | rating/cert. | warranty |
|-----------|---------|------|------------------|------------|---------------------|----------|
| ECCOE2409 | flood | 6 | 12-24V DC @ 1.1A | 850 | CE, IP67 | 5 year |
| ECCOE2411 | | | 12-24V DC @ 1.3A | 750 | CE, R10, IP67, RoHS | |
| ECCOE2501 | | 5 | 12-24VDC @ 3.0A | 2900 | CE, IP67, RoHS | |

⚠ WARNING: Cancer and Reproductive Harm www.P65Warnings.ca.gov.



ECCOE91082

Halogen Oval Work Light

Oval, halogen flood work light uses a 55-watt H3 halogen bulb. Ideal for fleet, emergency and utility vehicles.

| PN | pattern | volts | raw lumens | warranty |
|------------|---------|---------------|------------|----------|
| ECCOE91082 | flood | 12V DC @ 4.9A | 1100 | 1 year |
| ECCOE91085 | spot | 12V DC @ 4.9A | 1200 | |

⚠ WARNING: Cancer and Reproductive Harm www.P65Warnings.ca.gov.



ECCOE91002

Halogen Round Work Light

This round, halogen flood work light uses a 55-watt H3 halogen bulb. Ideal for fleet, emergency and utility vehicles.

| PN | pattern | volts | raw lumens | warranty |
|------------|---------|---------------|------------|----------|
| ECCOE91002 | flood | 12V DC @ 5.2A | 1200 | 1 year |

⚠ WARNING: Cancer and Reproductive Harm www.P65Warnings.ca.gov.



ECCOE91005

Halogen Square Work Light

This square, halogen flood work light features a 55-watt H3 halogen bulb. The flood beam work lights produce all the light you need to get the job done safely. Ideal for fleet, emergency and utility vehicles.

| PN | pattern | volts | raw lumens | warranty |
|------------|---------|---------------|------------|----------|
| ECCOE91005 | flood | 12V DC @ 5.2A | 1000 | 1 year |
| ECCOE91026 | spot | 12V DC @ 5.2A | 1000 | |
| ECCOE91102 | spot | 12V DC @ 5.2A | 750 | |

⚠ WARNING: Cancer and Reproductive Harm www.P65Warnings.ca.gov.



ECCOE91064



ECCOE91088



ECCOE91091



8595



ECCOE92510MG



Halogen Rectangle Work Light

Rectangular, twin beam, halogen flood work light uses 55-watt H3 halogen bulbs. These twin beam work lights produce all the light you need to get the job done safely. Ideal for fleet, emergency and utility vehicles.

| PN | pattern | volts | raw lumens | warranty |
|------------|---------|---------------|------------|----------|
| ECCOE91064 | flood | 12V DC @ 9.4A | 1800 | 1 year |
| ECCOE91088 | flood | 12V DC @ 9.6A | 1700 | |
| ECCOE91091 | spot | 12V DC @ 9.8A | 2100 | |

⚠ WARNING: Cancer and Reproductive Harm www.P65Warnings.ca.gov.

ECCO® Mini Rectangular 6 LED Spot Beam

The compact EW2440 Series work lights offer not only the choice of spot or flood illumination, but also the latest technology and the very brightest white light for your application. This LED model offers over 80,000 hours of maintenance free life expectancy coupled with extremely low amp draw.

| PN | pattern | volts | raw lumens | warranty |
|------------|---------|------------------|------------|----------|
| ECCOE92440 | spot | 12-24V DC @ 0.8A | 800 | 5 year |
| ECCOE92441 | flood | 12-24V DC @ 1.2A | 725 | |

⚠ WARNING: Cancer and Reproductive Harm www.P65Warnings.ca.gov.

Rubber Tractor Light

All-purpose Par 36 sealed beam tractor light features a rubber-coated housing that is resistant to moisture, vibration and road shock. Light features a mounted swivel base bracket and the light within is comparable to a #4411 bulb. Rated for 8-14V DC.

| PN | description |
|------|---------------|
| 8595 | tractor light |

⚠ WARNING: Cancer and Reproductive Harm www.P65Warnings.ca.gov.

ECCO® Rubber Round 6 LED Work Light

The E92013 Series work light combines the latest long-life LED technology with the highly popular PAR36 rubber housing. Ideal for replacing outdated and under-performing halogen models with a modern alternative to provide better work area illumination.

| PN | pattern | volts | raw lumens | warranty |
|------------|---------|-------------------|------------|----------|
| ECCOE92013 | flood | 12-24V DC @ 0.9 A | 675 | 5 year |

⚠ WARNING: Cancer and Reproductive Harm www.P65Warnings.ca.gov.

ECCO® Square 9 LED Work Light, Magnet Mount

EW2510 Series heavy-duty work lights offer the latest technology and the very brightest white light for your application. This LED model offers over 80,000 hours of maintenance free life expectancy, coupled with extremely low amp draw. A robust housing with vibration dampening bracket and high-intensity 1100 lumen output. Features on/off switch, removable handle, 360° stainless steel rotation axis, aluminum heatsink housing and polycarbonate lens.

| PN | pattern | volts | raw lumens | warranty |
|--------------|---------|-----------------|------------|----------|
| ECCOE92451MG | flood | 12-24VDC @ 2.2A | 1300 | 5 year |

⚠ WARNING: Cancer and Reproductive Harm www.P65Warnings.ca.gov.

ECCO® LED Rectangle Work Light

This 33 LED flood beam functions as a compact worklamp. It has an aluminum heatsink housing and polycarbonate lens.

| PN | pattern | LEDS | rating | volts | raw lumens | warranty |
|------------|---------|---------|----------------|-----------------|------------|----------|
| ECCOE92019 | flood | 33 watt | CE, RoHS, IP67 | 12-24VDC @ 0.4A | 600 | 5 year |

⚠ WARNING: Cancer and Reproductive Harm www.P65Warnings.ca.gov.



Scan for pricing or go to www.delcity.net/catalogpricing

1.800.654.4757
f:1.800.431.1293



Scan for pricing or go to www.delcity.net/catalogpricing

www.delcity.net
info@delcity.net



ECCOEW2450 ECCOEW2451



ECCO® Square 9 LED Flood Beam, Swivel Mount

The EW2450 Series work lights offer not only the choice of spot or flood illumination, but also offer latest technology and the very brightest white light for your application.

| PN | pattern | volts | raw lumens | warranty |
|------------|------------|-------------------|------------|----------|
| ECCOEW2450 | Spot Beam | 12-24V DC @ 2.2 A | 1300 | 5 year |
| ECCOEW2451 | Flood Beam | 12-24V DC @ 2.2 A | 1300 | |

⚠ WARNING: Cancer and Reproductive Harm www.P65Warnings.ca.gov.

Maxxima LED Round Sealed Work Light

These heavy-duty lights are designed to endure the roughest terrains. They are manufactured with a powder-coated aluminum housing and polycarbonate lens. The 6 powerful LEDs provide a total of 1200 lumens and the 15 LEDs provide a total of 675 lumens. Mounting 5/16" diameter bolt. Operating Temperature: -40°C to 50°C (-40°F to 122°F).

| PN | description | color | warranty |
|------|-------------|-------|----------|
| 7991 | 6 LED | clear | 5 year |
| 7998 | 15 LED | | |

⚠ WARNING: Cancer and Reproductive Harm www.P65Warnings.ca.gov.

Marinco® Replacement Bulb

Bright, H3 Halogen replacement bulbs for Marinco spotlights.

| PN | description |
|----------|--------------------------------|
| 19012121 | H3 replacement bulb, 12V, 100W |
| 19012122 | H3 replacement bulb, 24V, 100W |

⚠ WARNING: Cancer and Reproductive Harm www.P65Warnings.ca.gov.



ECCOEW3108F



ECCOEW3208F

ECCO® Utility Bars

ECCO's 5-Watt utility bars offer long, maintenance-free life expectancy, low amp draw, and extremely bright white light output. Each has a choice of two mounting options (tilting pedestal or tilting surface mount). Features include: 5-watt LEDs; flood, spot or combination beam patterns; aluminum heatsink housing; polycarbonate lens; IP67 rating.

| PN | size | rows | pattern | volts | raw lumens | warranty |
|-------------|------|--------|---------|-----------|------------|----------|
| ECCOEW3108F | 8" | single | flood | 12-24V DC | 1100 | 5 year |
| ECCOEW3136 | 36" | | combo | | 9250 | |
| ECCOEW3149 | 49" | | combo | | 12,600 | |
| ECCOEW3208F | 8" | double | flood | | 2150 | |
| ECCOEW3208S | 8" | | spot | | 2450 | |
| ECCOEW3225 | 25" | | combo | | 12,300 | |
| ECCOEW3233 | 33" | | combo | | 16,800 | |
| ECCOEW3242 | 42" | | combo | | 21,300 | |

⚠ WARNING: Cancer and Reproductive Harm www.P65Warnings.ca.gov.



Scan for pricing or go to www.delcity.net/catalogpricing

1.800.654.4757
f:1.800.431.1293

ECCO® Utility Bars

ECCO's 10-Watt Single Row utility bars offer long, maintenance-free life expectancy, low amp draw, and extremely bright white light output. Available in a range of available lengths (14", 25", 37"), each with a choice of two mounting options (tilting pedestal or tilting surface mount), these bars are an ideal choice for both commercial and recreational applications. Features include: 12-24V DC operation; 10-watt LEDs; flood, spot or combination beam patterns; aluminum housing; polycarbonate lens; IP67 rating and a three-year warranty.



ECCOEW3312F

| PN | size | pattern | volts | raw lumens | warranty |
|-------------|------|---------|-----------|------------|----------|
| ECCOEW3312F | 14" | flood | 12-24V DC | 3350 | 3 year |
| ECCOEW3312S | 14" | spot | | 2350 | |
| ECCOEW3324 | 25" | combo | | 8400 | |
| ECCOEW3336 | 37" | combo | | 12,600 | |

⚠ WARNING: Cancer and Reproductive Harm www.P65Warnings.ca.gov.

Snowplow Lights

Snowplow lamps feature a polycarbonate housing and a halogen sealed beam. They handle hours of use at sub-zero temperatures, and they have integrated parking and turn signal lights. They use rubber shock mount and center mounting studs to absorb road shock. Kits include: switch, wiring & accessories, and mounting hardware.



78620

| PN | size | kit | connector included | side | PN | size | kit | connector included | side |
|-------|------|-----|--------------------|-------|-------|------|-----|--------------------|------|
| 78622 | 4x6 | no | yes | right | 78641 | 5x7 | no | no | left |

⚠ WARNING: Cancer and Reproductive Harm www.P65Warnings.ca.gov.





VEHICLE ACCESSORIES

AutoMeter AutoMeter Gauges

All AutoMeter Gauges include bulb and socket assemblies with red and green bulb covers and mounting hardware for installation.

AutoMeter Z-Series Boost-Vacuum Gauge

A simple 1/8" NPT pressure connection requires no electrical hookup for operation. Includes 1/8" NPT fittings and nylon line kit.

| PN | description | size | type | face/bezel color |
|---------|--------------|---------|------------|------------------|
| 4002614 | 30inHg-30psi | 2 1/16" | mechanical | black/black |

WARNING: Cancer and Reproductive Harm - www.P65Warnings.ca.gov.

AutoMeter Z-Series Fuel Level Gauges

Available in 73-10 ohm (pre 90's Ford and Chrysler) and 240-33 ohm (aftermarket senders such as the AutoMeter 3262).

| PN | description | size | type | face/bezel color |
|---------|-------------|---------|-------------------|------------------|
| 4002643 | 240-33 ohms | 2 1/16" | electric air core | black/black |
| 4002642 | 73-10 ohms | 2 1/16" | electric air core | black/black |

WARNING: Cancer and Reproductive Harm - www.P65Warnings.ca.gov.

AutoMeter Z-Series Oil Pressure Gauges

Includes a 1/8" NPT to 1/4" NPT adapter/fitting. Product 4002634 also includes a 1/8" NPT Sender.

| PN | description | size | type | face/bezel color |
|---------|-------------|---------|-------------------|------------------|
| 4002634 | 100psi | 2 1/16" | electric air core | black/black |

WARNING: Cancer and Reproductive Harm - www.P65Warnings.ca.gov.

AutoMeter Z-Series Transmission Temperature Gauge

Includes 1/8" NPT Sender and both a 3/8" NPT and 1/2" NPT adapter/fittings.

| PN | description | size | type | face/bezel color |
|---------|-------------|---------|-------------------|------------------|
| 4002640 | 100-250F | 2 1/16" | electric air core | black/black |

WARNING: Cancer and Reproductive Harm - www.P65Warnings.ca.gov.

AutoMeter Z-Series Voltmeter

| PN | description | size | type | face/bezel color |
|---------|-------------|---------|-------------------|------------------|
| 4002645 | 8-18V | 2 1/16" | electric air core | black/black |

WARNING: Cancer and Reproductive Harm - www.P65Warnings.ca.gov.

AutoMeter Z-Series Water Temperature Gauge

Advanced 1/8" NPT temperature transducer is included for a simple installation on any application. Includes a 1/8" NPT Sender and both 3/8" NPT and 1/2" NPT adapter/fittings.

| PN | description | size | type | face/bezel color |
|---------|-------------|---------|-------------------|------------------|
| 4002635 | 100-250F | 2 1/16" | electric air core | black/black |

WARNING: Cancer and Reproductive Harm - www.P65Warnings.ca.gov.

AutoMeter Phantom Boost Gauge

A 1/8" NPT pressure connection requires no electrical hookup for operation. Includes 10 ft. nylon tubing, male and female 1/8" NPT compression fittings, and 1/8" NPT to 1/4" NPT adapter/fitting.

| PN | description | size | type | face/bezel color |
|---------|-------------|---------|------------|------------------|
| 4005705 | 60psi | 2 1/16" | mechanical | white/black |

WARNING: Cancer and Reproductive Harm - www.P65Warnings.ca.gov.

AutoMeter Phantom Tachometer

| PN | description | size | type | face/bezel color |
|---------|-------------|--------|-------------------|------------------|
| 4005897 | 10k RPM | 3 3/8" | electric air core | white/black |

WARNING: Cancer and Reproductive Harm - www.P65Warnings.ca.gov.

AutoMeter Phantom Voltmeter

| PN | description | size | type | face/bezel color |
|---------|-------------|---------|-------------------|------------------|
| 4005791 | 8-18V | 2 1/16" | electric air core | white/black |

WARNING: Cancer and Reproductive Harm - www.P65Warnings.ca.gov.

AutoMeter Phantom Water Temperature Gauges

Advanced 1/8" NPT temperature transducer is included for a simple installation on any application. Includes a 1/8" NPT Sender and both 3/8" NPT and 1/2" NPT adapter/fittings.

| PN | description | size | type | face/bezel color |
|---------|-------------|---------|-------------------|------------------|
| 4005737 | 100-250F | 2 1/16" | electric air core | white/black |

WARNING: Cancer and Reproductive Harm - www.P65Warnings.ca.gov.



Scan for pricing or go to www.delcity.net/catalogpricing

www.delcity.net
info@delcity.net



4002614



4002643



4002604



4002640



4002645



4002635



4005705



4005897



4005791



4005737



4004316

AutoMeter Ultra-Lite Fuel Level Gauges

Available in 0-90 ohm (GM mid 60's to mid 90's), 73-10 ohm (pre 90's Ford and Chrysler), and 240-33 ohm (aftermarket senders such as the AutoMeter 3262).

| PN | description | size | type | face/bezel color |
|---------|-------------|----------------------------------|-------------------|------------------|
| 4004316 | 240-33 Ohms | 2 ¹ / ₁₆ " | electric air core | silver/silver |
| 4004314 | 0-90 Ohms | 2 ¹ / ₁₆ " | electric air core | silver/silver |

⚠ WARNING: Cancer and Reproductive Harm - www.P65Warnings.ca.gov.



4004321

AutoMeter Ultra-Lite Oil Pressure Gauges

Includes 1/8" NPT to 1/4" NPT adapter/fitting. 4004421 includes 10 ft. nylon tubing and both male and female 1/8" NPT compression fittings. Product 4004327 also includes a 1/8" NPT Sender.

| PN | description | size | type | face/bezel color |
|---------|-------------|----------------------------------|-------------------|------------------|
| 4004421 | 100psi | 2 ⁵ / ₁₆ " | mechanical | silver/silver |
| 4004327 | 100psi | 2 ¹ / ₁₆ " | electric air core | silver/silver |

⚠ WARNING: Cancer and Reproductive Harm - www.P65Warnings.ca.gov.



4004347

AutoMeter Ultra-Lite Oil Temperature Gauge

Includes an 1/8" NPT Sender and 3/8" NPT and 1/2" NPT adapter/fittings.

| PN | description | size | type | face/bezel color |
|---------|-------------|----------------------------------|-------------------|------------------|
| 4004347 | 100-250F | 2 ¹ / ₁₆ " | electric air core | silver/silver |

⚠ WARNING: Cancer and Reproductive Harm - www.P65Warnings.ca.gov.



4004437

AutoMeter Ultra-Lite Water Temperature Gauges

Advanced 1/8" NPT temperature transducer is included for a simple installation on any application. Includes a 1/8" NPT Sender and an 3/8" NPT and 1/2" NPT adapter/fittings.

| PN | description | size | type | face/bezel color |
|---------|-------------|----------------------------------|-------------------|------------------|
| 4004437 | 100-250F | 2 ⁵ / ₁₆ " | electric air core | silver/silver |

⚠ WARNING: Cancer and Reproductive Harm - www.P65Warnings.ca.gov.



4002345

AutoMeter Auto Gage Two Gauge Consoles

Include both oil pressure and water temperature gauges. Also include 10 ft. nylon tubing, 6 ft. capillary tubes, 1/8" NPT Male to 1/8" compression fittings, 1/8" NPT Female to 1/8" compression fittings, 1/8" NPT to 1/4" NPT bushings, and both 3/8" NPT and 1/2" NPT adapter fittings.

| PN | description | size | sweep | type | face/bezel color |
|---------|-----------------|----------------------------------|-------|------------|------------------|
| 4002345 | 100psi/130-280F | 2 ¹ / ₁₆ " | short | mechanical | black/black |
| 4002392 | 100psi/130-280F | 2 ¹ / ₁₆ " | full | mechanical | black/black |

⚠ WARNING: Cancer and Reproductive Harm - www.P65Warnings.ca.gov.



4002391

AutoMeter Auto Gage Three Gauge Consoles

Include oil pressure gauges, voltmeters, and water temperature gauges. All products include 3/8" NPT and 1/2" NPT adapter fittings. Product 4002391 also includes an oil sender and water sender. Products 4002349 and 4002399 also include 10 ft. nylon tubing, 6 ft. capillary tube, male and female 1/8" NPT to 1/8" compression fitting, and 1/8" NPT to 1/4" NPT bushing.

| PN | description | size | type | face/bezel color |
|---------|-----------------------|--------|-------------------|------------------|
| 4002391 | 100psi/0-18V/100-280F | 1 1/2" | electric air core | black/black |

⚠ WARNING: Cancer and Reproductive Harm - www.P65Warnings.ca.gov. * voltmeter in console is electric



4002310

AutoMeter Auto Gage Boost-Vacuum Gauge

Snap-on chrome bezel. Includes 10 ft. nylon tubing, 1/8" NPT Male to 1/8" compression fitting, 1/8" NPT female to 1/8" compression fitting, a 1/8" NPT to 1/4" NPT bushing, and a T-Fitting.

| PN | description | size | type | face/bezel color |
|---------|--------------|----------------------------------|------------|------------------|
| 4002310 | 30inHg-20psi | 2 ⁵ / ₁₆ " | mechanical | black/chrome |

⚠ WARNING: Cancer and Reproductive Harm - www.P65Warnings.ca.gov.



4002356

AutoMeter Auto Gage Voltmeters

| PN | description | size | type | face/bezel color |
|---------|-------------|--------|-------------------|------------------|
| 4002356 | 8-18V | 1 1/2" | electric air core | black/black |

⚠ WARNING: Cancer and Reproductive Harm - www.P65Warnings.ca.gov.



4002355

AutoMeter Auto Gage Water Temperature Gauges

Includes 3/8" and 1/2" NPT adapter/fittings. Product 4002335 also includes 6ft. capillary tubing.

| PN | description | size | sweep | type | face/bezel color |
|---------|-------------|--------|-------------------|-------------|------------------|
| 4002355 | 100-280F | 1 1/2" | electric air core | black/black | black/black |

⚠ WARNING: Cancer and Reproductive Harm - www.P65Warnings.ca.gov.



4002343

AutoMeter Auto Gage Tire Pressure Gauge

Hand held gauge retains the last measurement until the pressure is released. The product measures to a 3.5% full-scale accuracy and uses a mechanical pressure release valve.

| PN | description | size | type | face/bezel color |
|---------|-------------|----------------------------------|------------|------------------|
| 4002343 | 60psi | 2 ¹ / ₁₆ " | mechanical | white/chrome |

⚠ WARNING: Cancer and Reproductive Harm - www.P65Warnings.ca.gov.



Scan for pricing or go to www.delcity.net/catalogpricing

1.800.654.4757
f:1.800.431.1293

AutoMeter Gauge Accessories



Scan for pricing or go to www.delcity.net/catalogpricing

www.delcity.net
info@delcity.net



4003262

AutoMeter Fuel Level Sensor

For use with 240 Ohm empty to 33 Ohm fuel gauge models. Adjustable for 5" - 24" deep tanks, and fits standard 5-bolt mounting flanges. Hardware is included.

| PN | description | ohms | actuation |
|---------|-----------------------------------|--------|-----------|
| 4003262 | fuel level sensor, AutoMeter 3262 | 240-33 | swing-arm |

⚠ WARNING: Cancer and Reproductive Harm - www.P65Warnings.ca.gov.



4002241

AutoMeter Oil Pressure Sensor

Designed for use with short sweep electric oil pressure gauges. 1/8" NPT Male threads and include 1/4" NPT adapter fittings.

| PN | for use with | psi | thread |
|---------|--|-------|---------------|
| 4002241 | AutoMeter 2241 short sweep electric oil pressure gauge | 0-80 | 1/8" NPT Male |
| 4002242 | AutoMeter 2242 short sweep electric oil pressure gauge | 0-100 | 1/8" NPT Male |

⚠ WARNING: Cancer and Reproductive Harm - www.P65Warnings.ca.gov.



4002258

AutoMeter Temperature Sensor

4002258 is a direct replacement for all current AutoMeter short sweep electric gauges. Not compatible with Auto Gage products. Use product 4002385 for AutoMeter Auto Gage electric temp gauges. Both products feature 1/8" NPT threads and include 3/8" NPT and 1/2" NPT adapter fittings.

| PN | for use with | thread |
|---------|----------------------------------|----------------|
| 4002258 | short sweep elec, AutoMeter 2258 | 1/8" NPTF male |

⚠ WARNING: Cancer and Reproductive Harm - www.P65Warnings.ca.gov.



4002388

AutoMeter Bulbs and Sockets

Bulb & light sockets, replacement bayonet bulbs, and replacement bulb & sockets are to be used with the corresponding size of Auto Gage gauges. The twist-lock style socket (4003220) is for use with AutoMeter gauges with plastic cases, which are most modern AutoMeter gauges (except for gauges with BLUE plastic cases).

| PN | for use with | gauge size | includes |
|---------|----------------|------------|----------------------------|
| 4002388 | AutoMeter 2388 | 1 1/2" | 2 pack light bulb & socket |
| 4002359 | AutoMeter 2357 | 2 5/8" | light bulb & socket |

⚠ WARNING: Cancer and Reproductive Harm - www.P65Warnings.ca.gov.



4002204

AutoMeter Pedestal Gauge Mounts

For use with all current AutoMeter gauges. Mounting bracket included. 4002204 is for current AutoMeter & Auto Gage 2 1/8" gauges. 4003202 is for current AutoMeter 2 5/8" electric gauges only. 4003202 will NOT work with Auto Gage.

| PN | for use with |
|---------|-------------------------------|
| 4002204 | 2 1/8" gauges, AutoMeter 2204 |

⚠ WARNING: Cancer and Reproductive Harm - www.P65Warnings.ca.gov.



4009090

ISSPRO® Fuel Level Gauges

Used with both gasoline and diesel fuel systems. The Red or White Pointer has a 90° needle sweep. Perimeter lighting, kit included. Mounting bracket kit also included. Scale: Empty, ¼, ½, ¾, Full.

| PN | description | size | face/bezel color |
|---------|---|------|------------------|
| 4009090 | fuel level gauge, E/M 240-33 Ohm, ISSPRO® R9090 | 2¼" | black/black |
| 4008690 | fuel level gauge, 240-33 Ohm, ISSPRO® R8690 | 2¼" | black/black |

⚠ WARNING: Cancer and Reproductive Harm - www.P65Warnings.ca.gov.



4085225

ISSPRO® Tachometer

Measures the RPM of an engine's crankshaft rotation. Tachometers monitor an engine's normal performance to help prevent damage. White Pointer, White Lettering and full 270° needle sweep. Perimeter lighting, kit included. 0-4000 RPM with Hourmeter counter. Mounting bracket kit also included. Made in the USA.

| PN | description | size | face/bezel color |
|---------|---|------|------------------|
| 4085225 | tachometer, alternator 4K w/hours, ISSPRO® R85225 | 3¾" | black/black |

⚠ WARNING: Cancer and Reproductive Harm - www.P65Warnings.ca.gov.



48862HV



48863HV



48864HV

ISSPRO® Hourmeters

Instruments used in the automotive and transportation industry to measure and display the electrical run time of an engine in a vehicle or commercial equipment.

| PN | description | size | face/bezel color | volts |
|---------|---|----------------|------------------|-----------|
| 48862HV | hourmeter, ISSPRO® R8862HV | 2¼" | stainless steel | 10-80V DC |
| 48863HV | hourmeter, 10-80V DC, 3-Hole mount, ISSPRO® R8863HV | 2¼" | black/black | 10-80V DC |
| 48864HV | hourmeter, mini rectangular, ISSPRO® R8864HV | mini rectangle | black/black | 10-80V DC |

⚠ WARNING: Cancer and Reproductive Harm - www.P65Warnings.ca.gov.



4008660

ISSPRO® Voltmeter

Used to measure the alternator voltage output when the engine is running and the battery voltage output when the engine is not running. White Pointer, Color Coded Dial and 90° needle sweep. Perimeter lighting, kit included. Mounting bracket kit also included.

| PN | description | size | face/bezel color |
|---------|-----------------------------|------|------------------|
| 4008660 | 12V voltmeter ISSPRO® R8660 | 2¼" | black/black |

⚠ WARNING: Cancer and Reproductive Harm - www.P65Warnings.ca.gov.



4017021

ISSPRO® EV² Performance Series Pyrometer Gauges

Measure the temperature of exhaust gases from a gasoline or diesel engine. They are used to indicate dangerous overheat conditions and for tuning/monitoring the air/fuel mixture. Each gauge features microprocessor-controlled stepper motor movements, LED back-lighting, a precision sender, and a full 270° needle sweep. All items needed for typical installation are included. Frontally sealed for harsh environments. Made in the USA.

| PN | description | size | face/bezel color |
|---------|--|------|------------------|
| 4017021 | pyrometer w/color band, ISSPRO® R17021 | 2¼" | black/black |

⚠ WARNING: Cancer and Reproductive Harm - www.P65Warnings.ca.gov.



Scan for pricing or go to www.delcity.net/catalogpricing

1.800.654.4757
f:1.800.431.1293

ISSPRO® Gauge Accessories



Scan for pricing or go to www.delcity.net/catalogpricing

www.delcity.net
info@delcity.net



4008917

ISSPRO® Pressure Senders

Measure the pressure of liquids or gases, which are then displayed on a Pressure Gauge.

| PN | description | psi |
|---------|--|-------|
| 4008917 | pressure sender, 1-stud, ISSPRO® R8917 | 0-100 |

⚠ WARNING: Cancer and Reproductive Harm - www.P65Warnings.ca.gov.



4066010

ISSPRO® Leadwire

High temperature extension type lead wire. Ensures accurate readings. For use with ring terminal thermocouples.

| PN | description |
|---------|---|
| 4066010 | leadwire, high temp, 10', ISSPRO® R660-10 |

⚠ WARNING: Cancer and Reproductive Harm - www.P65Warnings.ca.gov.



4000650

ISSPRO® Thermocouple

Features brass fittings for use in diesel applications. ¼" NPTF mounting threads. Probe length: 2¼". Made in the USA.

| PN | description |
|---------|--|
| 4000650 | thermocouple, 0-160F, ¼" NPTF, 2¼", ISSPRO® R650 |

⚠ WARNING: Cancer and Reproductive Harm - www.P65Warnings.ca.gov.



4008925

ISSPRO® Fuel Level Sender

Adjustable for tanks with 6-27" depth and fits right or left hand swing applications. It can be used with ISSPRO gauges as well as most aftermarket gauges. Resistance Curve: 240 - 33 Ohm. Fits right or left-hand swing.

| PN | description |
|---------|--|
| 4008925 | fuel level sender, 240-33 ohm, 6-27", R.L swing, ISSPRO® R8925 |

⚠ WARNING: Cancer and Reproductive Harm - www.P65Warnings.ca.gov.



4009510

ISSPRO® Fuel Level Senders

One of the most widely used components for major OEMs. It is built tough to provide reliable readings. Resistance Curve: 240 - 33 Ohm. Tube Length: 10". Tank Depth: 10-½" - 11". Temperature range: -90°C to 105°C. Fluids measured: gas/diesel/biodiesel/alcohol(ethanol)/hydraulic non-potable water. End cap keeps tube free of debris. Sender must be installed within ± 5° from vertical for best results.

| PN | description |
|---------|---|
| 4009510 | fuel level sender, 240-33 ohm, ISSPRO® RA9510-ISS |

⚠ WARNING: Cancer and Reproductive Harm - www.P65Warnings.ca.gov.



9103684

Tachometer with Hourmeter Gauge

A Datcon-brand heavy-duty 3 $\frac{3}{8}$ " 12 volt electric, tachometer with hourmeter. This gauge measures both engine revolutions per minute in the range of 0–4000 RPMs and records your engine operation time up to 100,000 hours. Gauge includes light with socket, mounting hardware and installation instructions.

| PN | description | size | face/bezel color |
|---------|----------------------------------|-------------------|------------------|
| 9103684 | 4000 RPM, tachometer w/hourmeter | 3 $\frac{3}{8}$ " | black/black |

⚠ WARNING: Cancer and Reproductive Harm - www.P65Warnings.ca.gov.



9100182

Water Temperature Gauge

A Datcon-brand heavy-duty 2 $\frac{1}{16}$ " 12 volt electric, dual dial water temperature gauge. This gauge measures and displays in both English and Metric temperatures, ranging from 100–280°F (40–140°C). Gauge includes mounting hardware and installation instructions. Sender and light with socket assembly are sold separately.

| PN | description | size | face/bezel color |
|---------|-------------------------|--------------------|------------------|
| 9100182 | 100°F–280°F, water temp | 2 $\frac{1}{16}$ " | black/black |

⚠ WARNING: Cancer and Reproductive Harm - www.P65Warnings.ca.gov.



9100166

Voltmeter Gauge

A Datcon-brand heavy-duty 2 $\frac{1}{16}$ " 12 volt electric, dual dial voltmeter gauge. This gauge measures voltage both numerically from 8–18 volts and in a color system that easily indicates if proper voltage is being maintained. Gauge includes mounting hardware and installation instructions. Light with socket sold separately.

| PN | description | size | face/bezel color |
|---------|------------------|--------------------|------------------|
| 9100166 | 8–18V, voltmeter | 2 $\frac{1}{16}$ " | black/black |

⚠ WARNING: Cancer and Reproductive Harm - www.P65Warnings.ca.gov.



9100174

Oil Pressure Gauge

A Datcon-brand heavy-duty 2 $\frac{1}{16}$ " 12 volt electric, dual dial oil pressure gauge. This gauge measures in both English (0–100 psi) and metric (1–6 bar), utilizing a 240–33.5 Ohm electrical pressure sender. Gauge includes mounting hardware and installation instructions. Sender and light with socket assembly are sold separately.

| PN | description | size | face/bezel color |
|---------|-------------------------|--------------------|------------------|
| 9100174 | 0–100 psi, oil pressure | 2 $\frac{1}{16}$ " | black/black |

⚠ WARNING: Cancer and Reproductive Harm - www.P65Warnings.ca.gov.



9100176

Fuel Level Gauge

A Datcon-brand heavy-duty 2 $\frac{1}{16}$ " 12 volt electric, fuel level gauge. This gauge measures and displays fuel level within the range of empty to 1/2 full. This gauge requires a 240–33.5 Ohm fuel level sender. Gauge includes mounting hardware and installation instructions. Sender and light with socket assembly are sold separately.

| PN | description | size | face/bezel color |
|---------|-------------------------------|--------------------|------------------|
| 9100176 | E-1/2-F, fuel level, electric | 2 $\frac{1}{16}$ " | black/black |

⚠ WARNING: Cancer and Reproductive Harm - www.P65Warnings.ca.gov.



9100689



9102033

Hourmeters

A Datcon-brand electronic Hourmeter records operation hours of your engine or machinery. Choose from a round, 3 hole flange, 9,999.9 count or a rectangular, 2 hole flange, 99,999.9 count. They connect directly to your electrical system via the convenient .250" push-on terminals mounted on the rear of the housing. Instructions included for a proper installation.

| PN | description | volt rating |
|---------|------------------------------------|-------------|
| 9100689 | 9,999.9 count round hourmeter | 12–32V DC |
| 9102033 | 99,999.9 count rectangle hourmeter | 10–80V DC |

⚠ WARNING: Cancer and Reproductive Harm - www.P65Warnings.ca.gov.



Heavy-duty Gauge Kit

A Datcon-brand heavy-duty, 12 volt electric, gauge kit provides you a complete cluster for heavy-duty engine monitoring needs. Includes 1 each of the 2 $\frac{1}{16}$ " water temperature, oil pressure, fuel level and voltmeter. Includes all necessary senders, sensors, lights with sockets, mounting hardware and installation instructions.

| PN | description | face/bezel color |
|---------|------------------------|------------------|
| 9200001 | 4 gauge heavy-duty kit | black/black |

Contents

| part no | description | qty | part no | description | qty |
|---------|-------------------|-----|---------|------------------------|-----|
| 9100176 | fuel level | 1 | 9062150 | light kit | 4 |
| 9100174 | oil pressure | 1 | 9100438 | adjustable fuel sender | 1 |
| 9100182 | water temperature | 1 | 9025050 | pressure sender | 1 |
| 9100166 | voltmeter | 1 | 9020250 | temperature sender | 1 |

⚠ WARNING: Cancer and Reproductive Harm - www.P65Warnings.ca.gov.



Scan for pricing or go to www.delcity.net/catalogpricing


1.800.654.4757
f:1.800.431.1293

Gauge Accessories



Scan for pricing or go to www.delcity.net/catalogpricing

www.delcity.net
info@delcity.net



9100438

SW Fuel Sender

Fuel senders use a float arm to measure the level of fuel within your fuel tank and relay the information to your fuel gauge. For use with gauges measuring 240 Ohms (empty) to 33.5 Ohms (full) resistance. Adjustable float arm ranges from 6" to 24". Sender utilizes a common ground. Mounts in position 2 or 4, with a #10-32 stud electrical connection.

| PN | description |
|---------|--------------------------------------|
| 9100438 | 240-33.5 ohm, adjustable fuel sender |

WARNING: Cancer and Reproductive Harm - www.P65Warnings.ca.gov.



9025050

SW Oil Pressure Sender

Pressure senders measure oil pressure within your engine and relay the information to your oil pressure gauge. Measures 0-100 PSI / 0-7 BAR at 240-33.5 Ohm resistance. Engine connection input is 1/8"-27 thread. Electrical connection is #10-32 stud. Sender utilizes a common ground.

| PN | description |
|---------|-------------------------|
| 9025050 | 100 PSI pressure sender |

WARNING: Cancer and Reproductive Harm - www.P65Warnings.ca.gov.



9020250

SW Temperature Sender

Temperature senders measure your coolant temperature and relay the information to your temperature gauge. Measures 100-280°F and 140-320°F temperatures. Engine connection input is 1/2"-14 NPT thread. Electrical connection is #10-32 stud. Sender utilizes a common ground.

| PN | description |
|---------|------------------------------------|
| 9020250 | 100°F-280°F temperature sender |
| 4000009 | 100°F-240°F temperature sender kit |

WARNING: Cancer and Reproductive Harm - www.P65Warnings.ca.gov.



9715440

SW Magnetic Sensor

Magnetic sensors connect to your vehicle's transmission and are used to relay signals to your speedometer, that then can convert the information into miles per hour. Fits 5/8 -18 x 1.9" UNF mounting hole and includes 6.5" wire leads.

| PN | description |
|---------|-----------------|
| 9715440 | magnetic sender |

WARNING: Cancer and Reproductive Harm - www.P65Warnings.ca.gov.



9062150

Industrial Gauge Light Kit

A 12 volt light and socket (not included with Datcon-brand heavy-duty gauges) help illuminate your gauge face when used in dark settings or at night. Grounds to the gauge at the 5/8" mounting hole and includes an 11" power lead wire. Illumination is rated at 1 candlepower of light.

| PN | description |
|---------|------------------------------------|
| 9062150 | Datcon-brand, heavy-duty light kit |

WARNING: Cancer and Reproductive Harm - www.P65Warnings.ca.gov.

NEW


Blue Sea Systems Mini OLED Ammeter

Monitor essential system parameters, mount in any convenient location and reverse polarity protected.

| part no. | description | size | type | color | Blue Sea Systems PN |
|----------|------------------|--------|---------|--------|---------------------|
| 901732 | -100A to 100A DC | 1-1/8" | digital | yellow | 1732 |

NEW


Blue Sea Systems Mini OLED Voltmeter

Monitor essential system parameters, mount in any convenient location and reverse polarity protected.

| part no. | description | size | type | color | Blue Sea Systems PN |
|----------|-------------|--------|---------|--------|---------------------|
| 901733 | 8 to 36V | 1-1/8" | digital | yellow | 1733 |

NEW


Blue Sea Systems Mini OLED Temperature Monitor

Monitor essential system parameters, mount in any convenient location and reverse polarity protected. Temperature sensor included.

| part no. | description | size | type | color | Blue Sea Systems PN |
|----------|---------------|--------|---------|--------|---------------------|
| 901741 | -40° to 250°F | 1-1/8" | digital | yellow | 1741 |



Scan for pricing or go to www.delcity.net/catalogpricing

1.800.654.4757
f:1.800.431.1293

NEW

Indoor/Outdoor Extension Cords

All-weather with oil restraint. -40°C (-40°F), 300V, UR and UL.

| PN | length | gauge/ conductor | type | rating | Marincó PN |
|-------|--|---------------------|--------------------------|-------------------------|------------|
| 75527 | 25' cord | 12/3 | Marine grade SJTOW | 15A, 125V, 1875W. | 151225 |
| 75528 | 50' cord | | | | 151250 |
| 75530 | 25' cord (lighted female end) | 14/3 | | | 50025NL |
| 75532 | 50' cord (lighted female end) | | | | 150050NL |
| 75529 | 25' cord (lighted female end, locking) | | | | 150025 |
| 75531 | 50' cord (lighted female end, locking) | | | | 150050 |

 ⚠️ **WARNING:** Cancer and Reproductive Harm www.P65Warnings.ca.gov.

Cordsets

Constructed from heavy-duty, super flexible, 10-gauge marine-grade cable that is rated to 30 amps. All models include a standard threaded ring for use on ordinary threaded inlets. All cordsets are UL and CSA rated and feature a 5-year manufacturer warranty.

| PN | description | style |
|----------|--|--------|
| 25SPP.RV | 25' 125V @ 30A power cord plus cordset | RV |
| 30SPP.RV | 30' 125V @ 30A power cord plus cordset | RV |
| 50SPP.RV | 50' 125V @ 30A power cord plus cordset | RV |
| 19012100 | 50' 125V @ 30A power cord plus cordset | marine |

 ⚠️ **WARNING:** Cancer and Reproductive Harm www.P65Warnings.ca.gov.

Right Angle Cordset

Allow for right angle detachable connections to provide minimal cordset protrusion from inlets for more clearance in tight RV spaces. The cordset is constructed from heavy-duty, super flexible, 10-gauge marine-grade cable that is rated to 30 amps. The right angle cordset includes a standard threaded ring for use on ordinary threaded inlets.

| PN | description |
|---------|-------------------------|
| 30RPCRV | 30A right angle cordset |

 ⚠️ **WARNING:** Cancer and Reproductive Harm www.P65Warnings.ca.gov.

 Scan for
 pricing or go to
[www.delcity.net/
 catalogpricing](http://www.delcity.net/catalogpricing)
www.delcity.net
info@delcity.net


25SPP.RV



Power Adapters

NEW



1PCMRV

ParkPower Pigtail Adapters

Connect from your RV receptacle to one inlet or equipment of dissimilar power configuration. For use in wet locations such as RV parks, storage or home electrical service options. Where indicated, a sealing collar provides maximum moisture protection between connector and cordset. 5 year warranty.

| PN | rating | | style | Park Power PN |
|-----------|----------------|------------|-------|---------------|
| | male | female | | |
| 1PCMRV | 30A @ 125V | 30A @ 125V | RV | 1PCMRV |
| 124ARV | 50A @ 125/250V | 30A @ 125V | | 124ARV |
| 124ARV-25 | 50A @ 125/250V | 30A @ 125V | | 124ARV-25 |

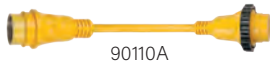
⚠️ WARNING: Cancer and Reproductive Harm www.P65Warnings.ca.gov.



Scan for pricing or go to www.delcity.net/catalogpricing

1.800.654.4757
f:1.800.431.1293

NEW



90110A



105SPP

Marinco Pigtail Adapters

Connect from one dockside receptacle (or other power source receptacle) to one boatside inlet or equipment of a different power configuration. Where indicated, a fully molded and equipped unique sealing collar provides maximum moisture protection between connector and cordset in wet locations. 5 year warranty.

| PN | rating | | style | Marinco PN |
|----------|----------------|----------------|-------------|------------|
| | male | female | | |
| 90110A | 50A @ 125V | 30A @ 125V | RV & Marine | 110A |
| 90121A | 50A @ 125/250V | 30A @ 125V | | 121A |
| 90106A | 20A @ 125V | 30A @ 125V | | 106A |
| 90104SPP | 30A @ 125V | 15A @ 125V | | 104SPP |
| 90105SPP | 15A @ 125V | 30A @ 125V | | 105SPP |
| 90111A | 30A @ 125V | 50A @ 125V | | 111A |
| 90115A | 15A @ 125V | 50A @ 125V | | 115A |
| 90117A | 30A @ 125V | 50A @ 125/250V | | 117A |
| 90118A | 50A @ 125V | 50A @ 125/250V | | 118A |
| 90123A | 50A @ 125/250V | 50A @ 125/250V | | 123A |
| 90150SPP | 15A @ 125V | 50A @ 125/250V | | 150SPP |

⚠️ WARNING: Cancer and Reproductive Harm www.P65Warnings.ca.gov.

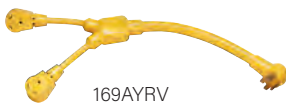


Right Angle Adapter

Converts your existing 30A detachable power cord from a straight connection to a right angle connection. The GripLock™ handle design allows for easy hook-up and correct blade alignment with the inlet, even in darkness. The right angle adapter includes sealing collar for maximum moisture protection between connector and cordset.

| PN | description | rating | |
|-------|--------------------------------|------------|------------|
| | | to | from |
| 1RPCR | locking male to locking female | 30A @ 125V | 30A @ 125V |

⚠️ WARNING: Cancer and Reproductive Harm www.P65Warnings.ca.gov.



169AYRV

"Y" Adapters

Allow you to split one 50A 125/250V 3-Pole, 4-Wire pedestal receptacle between two 30A 125V female inlets.

| PN | description | rating | | Style |
|---------|--|----------------|----------------|-------|
| | | to | from | |
| 169AYRV | "Y" adapter, 3-pole, 4-wire to female 2-pole, 3-wire | 50A @ 125/250V | 2 - 30A @ 125V | RV |

⚠️ WARNING: Cancer and Reproductive Harm www.P65Warnings.ca.gov.



126A

Generator Adapters

Allows you to connect a standard RV cordset to different types of electrical receptacles found on portable generators. Attach the female side of the adapter to the male plug of the cordset and plug the male adapter to the portable generator receptacle.

| PN | description | rating | |
|--------|------------------------------------|----------------------|--------------------|
| | | to | from |
| 126A | male 3 prong, straight blade | male: 20A @ 125V | female: 30A @ 125V |
| 127A | male 3 prong, locking | male: 20A @ 125V | female: 30A @ 125V |
| 128A | male 4 prong, locking | male: 20A @ 125/250V | female: 30A @ 125V |
| 125A | male 3 prong, locking, UL approved | male: 30A @ 125V | female: 30A @ 125V |
| 172ARV | 1' male 4 prong, locking | male: 30A @ 125/250V | female: 30A @ 125V |

⚠ WARNING: Cancer and Reproductive Harm www.P65Warnings.ca.gov.

ParkPower Straight Generator Adapters

Connect a standard RV cordset to different types of electrical receptacles on portable generators. They do not have sealing collars and are not recommended for use in wet locations. Use only in an enclosed, dry location, such as powering your RV from a 15A power receptacle inside your house. LED power indicator. CSA approved. 5 year warranty.

NOTE: Not recommended for use in wet areas.



73541

| PN | rating | | style | ParkPower PN |
|-------|------------|----------------|-------|--------------|
| | male | female | | |
| 73541 | 30A @ 125V | 15/20A @ 125V | RV | S30-15RV |
| 73545 | 15A @ 125V | 30A @ 125V | | S15-30RV |
| 73547 | 15A @ 125V | 50A @ 125/250V | | S15-504RV |

⚠ WARNING: Cancer and Reproductive Harm www.P65Warnings.ca.gov.

NEW



90S1530

Marinco Straight Adapters

Connect from one power source receptacle on a boat or RV to equipment of a different power configuration. They do not have sealing collars and are not recommended for use in wet locations. Use only in an enclosed, dry location, such as powering your boat or RV from a 15A power receptacle inside your house or portable generator. LED power indicator. 5 year warranty. NOTE: Not recommended for use in wet locations.

| PN | rating | | style | ParkPower PN |
|----------|------------|----------------|-------------|--------------|
| | male | female | | |
| 90S1530 | 15A @ 125V | 30A @ 125V | RV & Marine | S15-30 |
| 90S15504 | 15A @ 125V | 50A @ 125/250V | | S15-504 |
| 90S2015 | 20A @ 125V | 15A @ 125V | Marine | S20-15 |
| 90S2030 | 20A @ 125V | 30A @ 125V | | S20-30 |
| 90S3015 | 30A @ 125V | 15A @ 125V | RV & Marine | S30-15 |

⚠ WARNING: Cancer and Reproductive Harm www.P65Warnings.ca.gov.

Straight Blade Adapters

Feature extra wide grip handles and 10/3 heavy-duty marine-grade cable. Color-coded plugs and connectors take the guesswork out of connecting the correct electrical ends. Straight blade adapters are not water resistant. 5-year manufacturer warranty.



| PN | description | rating | |
|---------|---|----------------------|--------------------|
| | | to | from |
| 1530ARV | straight blade adapter | male: 15A @ 125V | female: 30A @ 125V |
| 3015ARV | straight blade adapter, male 2-pole, 3-wire | male: 30A @ 125/250V | female: 15A @ 125V |
| 5030ARV | straight blade adapter, male 3-pole, 4-wire | male: 50A @ 125/250V | female: 30A @ 125V |

⚠ WARNING: Cancer and Reproductive Harm www.P65Warnings.ca.gov.



Scan for pricing or go to www.delcity.net/catalogpricing

www.delcity.net
info@delcity.net



TV97



USBA6



30ARVKIT

TV Outlet, USB Port And HDTV/Internet Cable Cord

Spring-loaded lift cover, a weatherproof closure and fits FS and FD boxes. The USB port features a USB cable with weatherproof cap and includes 6 feet of USB port cable. The HDTV/Internet cable has weatherproof F-type connections on both ends. The 50 foot yellow cable cord is rated to 75 ohms, with a 3GHz, RG6 quad shield and gasket sealed.

| PN | description |
|--------|---------------------|
| TV97 | cable TV outlet |
| USBA6 | USB port |
| TVHDRV | HDTV/internet cable |

⚠ WARNING: Cancer and Reproductive Harm www.P65Warnings.ca.gov.

Conversion Kit

Converts the 30A hard-wired power hook-up, to a detachable hook-up. The conversion kit features the Easy Lock™ system and is manufactured from corrosion resistant material. Kit includes the following ParkPower® items: inlet 304EL-BRV, 30A female connector 305CRV, comfort grip 103RV weatherproof cover, mounting adapters and gaskets, metal ring cover, electrical box and strain relief.

| PN | description | rating |
|----------|----------------|--------|
| 30ARVKIT | conversion kit | 30A |

⚠ WARNING: Cancer and Reproductive Harm www.P65Warnings.ca.gov.



Scan for pricing or go to www.delcity.net/catalogpricing

1.800.654.4757
f:1.800.431.1293

Power Plugs & Receptacles

NEW



305CRPN

Marinco Male Plugs

Extend the life and improve the safety of your cord by replacing the dock side plug and worn electrical connections. Constructed of extremely tough, glass-filled nylon material for weather resistance. The wide grip handle allows users to safely and easily remove the plug from the outlet. A cord strain relief firmly secures the cable connection and prevents wire disconnects over time. The color-coded terminals and terminal screws provide a guide for connecting your old power cable to a new end. Meets UL and CSA standards. 5 year warranty. Used with items 90103RN and 907717N..

| PN | description | rating | style | Marinco PN |
|-----------|---|----------------|-------------|------------|
| 90305CRPN | nylon yellow plug body, nickel plated contacts, stainless steel assembly screws, 2-pole, 3-wire, NEMA L5-30P connection | 30A @ 125V | RV & Marine | 305CRPN |
| 19012106 | nylon yellow plug body, brass contacts, stainless steel assembly screws, 3-pole, 4-wire, NEMA SS2-50P connection | 50A @ 125/250V | Marine | 6365CRN |

⚠ WARNING: Cancer and Reproductive Harm www.P65Warnings.ca.gov.

ParkPower
by Marinco



30MPRV

ParkPower Male Replacement Plugs

Designed for use with 10 ga., 30A RV cable. They are constructed of extremely tough, glass-filled nylon material for weather resistance. The wide grip handle allows users to safely and easily remove the plug from the outlet. A cord strain relief firmly secures the cable connection and prevents wire disconnects over time. Matches standard RV outlets. Meets NEMA standard TT-30P.

| PN | description | rating | style | Park Power PN |
|--------|---|------------|-------|---------------|
| 30MPRV | right angle male replacement plug, nylon yellow plug body, NEMA TT-30P connection | 30A @ 125V | RV | 30MPRV |

⚠ WARNING: Cancer and Reproductive Harm www.P65Warnings.ca.gov.

NEW

5369CR



Scan for pricing or go to www.delcity.net/catalogpricing

www.delcity.net
info@delcity.net

Marinco Female Connectors

Extend the life and improve the safety of your cord by replacing you worn receptacle end and worn electrical connections. Constructed of extremely tough, glass-filled nylon material for weather resistance. The color-coded terminals and terminal screws provide a guide for connecting your old power cable to a new end. Meets UL and CSA standards. 5 year warranty. Used with items 90103RN and 907717N.

| PN | description | rating | style | Marinco PN |
|-----------|---|----------------|-------------|------------|
| 5369CR | nylon yellow body, brass contacts, stainless steel assembly screws, NEMA L5-30R connection | 20A @ 125V | RV & Marine | 5369CR |
| 90305CRCN | nylon yellow body, brass contacts, stainless steel assembly screws, 2-Pole, 3-Wire, NEMA L5-30R connection | 30A @ 125V | | 305CRCN |
| 906364CRN | nylon yellow body, nickel plated contacts, stainless steel assembly screws, 3-Pole, 4-Wire, NEMA SS2 connection | 50A @ 125/250V | | 6364CRN |

⚠ WARNING: Cancer and Reproductive Harm www.P65Warnings.ca.gov.

NEW

305CRV

ParkPower Female Connectors

Extend the life and improve the safety of your cord by replacing you worn receptacle end and worn electrical connections. Constructed of extremely tough, glass-filled nylon material for weather resistance. The color-coded terminals and terminal screws provide a guide for connecting your old power cable to a new end. Meets UL and CSA standards. 5 year warranty. Used with items 90103RN and 907717N.

| PN | description | rating | style | Marinco PN |
|---------|---|----------------|-------------|------------|
| 305CRV | nylon yellow body, brass contacts, stainless steel assembly screws, 2-Pole, 3-Wire, NEMA L5-30R connection | 30A @ 125V | RV & Marine | 305CRV |
| 6364CRV | nylon yellow body, nickel plated contacts, stainless steel assembly screws, 3-Pole, 4-Wire, NEMA SS2 connection | 50A @ 125/250V | | 6364CRV |

⚠ WARNING: Cancer and Reproductive Harm www.P65Warnings.ca.gov.

NEW

90305CRR

Marinco Locking Receptacles

Reinforced yellow nylon LEXAN polycarbonate replacement receptacles feature a corrosion resistant body and stainless steel fasteners provide a long service life. LEXAN is a registered trademark of Sabic Innovative Plastics IP B.V., Netherlands. To maximize current flow and reduce corrosion, all contacts are brass and fasteners are stainless steel. Meets UL and CSA standards. 5 year warranty. Used with items 907420CR and 907788CR.

| PN | description | rating | style | Marinco PN |
|----------|--|----------------|--------|------------|
| 90305CRR | nylon LEXAN polycarbonate yellow body, brass contacts, stainless steel assembly screws, 2-Pole, 3-Wire, NEMA L5-30R connection | 30A @ 125V | Marine | 305CRR |
| 906369CR | nylon LEXAN polycarbonate black body, brass contacts, stainless steel assembly screws, 3-Pole, 4-Wire, NEMA SS-2 connection | 50A @ 125/250V | | 6369CR |

⚠ WARNING: Cancer and Reproductive Harm www.P65Warnings.ca.gov.



75550



75552

15A U-blade Cap & Connector Body

The male and female ends feature parallel blades and a "U" ground blade with an adjustable cord grip. Cord hole size is .281" to .625". Rating: 15A @ 125V AC.

| PN | description |
|-------|--------------------|
| 75550 | male 3 wire cap |
| 75552 | female 3 wire body |

⚠ WARNING: Cancer and Reproductive Harm www.P65Warnings.ca.gov.



75552



75550



75553

15A Right Angle Plug

This right angle plug allows you to plug in closer to walls without bending or damaging power cords. Rating: 15A @ 125V AC, 2-pole, 3-wire.

| PN | description |
|-------|---|
| 75553 | 15 amp 3-wire U-blade right angle male plug |

⚠ WARNING: Cancer and Reproductive Harm www.P65Warnings.ca.gov.



75553



75560



75558

30A Locking Plug & Receptacle

NEMA Configuration L15-30P. Devices are clearly marked with amperage, voltage, rating and NEMA. Rating: 30A @ 250V AC, 3-phase, 3-pole, 4-wire.

| PN | description |
|-------|--------------------------------|
| 75558 | 30 amp NEMA locking receptacle |
| 75560 | 30 amp NEMA locking plug |

⚠ WARNING: Cancer and Reproductive Harm www.P65Warnings.ca.gov.



75558



75560



75556



75554

20A Locking Plug & Receptacle

NEMA Configuration L5-20P. Rating: 20A @ 125V AC, single-phase, 2-pole, 3-wire.

| PN | description |
|-------|--------------------------------|
| 75554 | 20 amp NEMA locking receptacle |
| 75556 | 20 amp NEMA locking plug |

⚠ WARNING: Cancer and Reproductive Harm www.P65Warnings.ca.gov.



75554



75556



75581



75580

20A Locking Plug, Connector & Receptacle

NEMA Configuration L6-20P. Devices are clearly marked with amperage, voltage, rating and NEMA. Rating: 20A @ 250V AC, single phase, 2-pole, 3-wire.

| PN | description |
|-------|-------------------------------|
| 75581 | 20 amp NEMA locking plug |
| 75580 | 20 amp NEMA locking connector |

⚠ WARNING: Cancer and Reproductive Harm www.P65Warnings.ca.gov.



75581



75580



75584



75583



75585

30A Locking Plug, Connector & Receptacle

NEMA Configuration L14-30R and locking plug is L14-30P. Devices are clearly marked with amperage, voltage, rating and NEMA. Rating: 30A @ 125/250V AC, 3-pole, 4-wire.

| PN | description |
|-------|--------------------------------|
| 75584 | 30 amp NEMA locking plug |
| 75583 | 30 amp NEMA locking connector |
| 75585 | 30 amp NEMA locking receptacle |

⚠ WARNING: Cancer and Reproductive Harm www.P65Warnings.ca.gov.



75583



75584



75589



75590

15A Locking Plug & Connector

NEMA Configuration 5-15R. Rating: 15A @ 125V AC, 2-pole, 3-wire.

| PN | description |
|-------|-------------------------------|
| 75589 | 15 amp NEMA locking plug |
| 75590 | 15 amp NEMA locking connector |

⚠ WARNING: Cancer and Reproductive Harm www.P65Warnings.ca.gov.



75590



75589



75592



75593

15A Clamp-Lock™ Plug & Connector

Devices are clearly marked with amperage, voltage, rating and NEMA. NEMA Configuration 5-15P. Rating: 15A @ 125V AC, 2-pole, 3-wire.

| PN | description |
|-------|-----------------------------------|
| 75592 | 15 amp NEMA Clamp-Lock™ plug |
| 75593 | 15 amp NEMA Clamp-Lock™ connector |

⚠ WARNING: Cancer and Reproductive Harm www.P65Warnings.ca.gov.



75593



75592



Scan for pricing or go to www.delcity.net/catalogpricing

1.800.654.4757
f:1.800.431.1293

15A Flanged Inlet  

Devices are clearly marked with amperage, voltage, rating and NEMA.
 Rating: 15A @ 125V AC, 2-pole, 3-wire.



75591



75591

| PN | description |
|-------|----------------------------|
| 75591 | 15 amp NEMA flanged outlet |

⚠ WARNING: Cancer and Reproductive Harm www.P65Warnings.ca.gov.

Inlets

Industry standard power hook-ups for RVs. Offered in two basic styles, stainless steel and glass-filled nylon. Stainless steel inlets are solid cast marine-grade 316 stainless steel and include a heavy-duty cap strap for strength and durability.



150BBI.RV

| PN | description | rating |
|-------------|-----------------------------|----------------|
| 150BBI.RV | RV round, black | 15A @ 125V |
| 150BBIW.RV | RV round, white | 15A @ 125V |
| 200BBI.RV | RV round, black | 20A @ 125V |
| 200BBIW.RV | RV round, white | 20A @ 125V |
| 303SSEL-BRV | RV round, stainless steel | 30A @ 125V |
| 304EL-BRV | RV square contoured , white | 30A @ 125V |
| 301ELRV | RV round, white | 30A @ 125V |
| 19014102 | RV square, white | 50A @ 125/250V |
| 19012102 | marine square, white | 50A @ 125 |

⚠ WARNING: Cancer and Reproductive Harm www.P65Warnings.ca.gov.



Scan for pricing or go to www.delcity.net/catalogpricing

www.delcity.net
info@delcity.net

Power Plug & Receptacle Covers

NEW


907717N

Marinco Weatherproof Plug Covers

Designed to provide a reliable solution for replacing worn or damaged covers on power cord sets. The heavy-duty vinyl weatherproof cover protects a cordset plug from natural elements. The 90103RN will only fit on female 20 or 30 amp connectors and provides a superior seal when fitted with a 20 or 30 amp male plug. The 90103RN boot will not fit on a 20 or 30 amp male plug. 907717N is used with 50 Amp female connectors. Meets UL and CSA standards. 5 year warranty. Item 90103RN used with 90305CRPN and 90305CRCN. Item 907717N used with item 19012106.

| PN | description | rating | style | Marinco PN |
|---------|---|----------------|-------------|------------|
| 90103RN | heavy-duty vinyl yellow body, weatherproof cover with threaded sealing ring | 30A @ 125V | RV & Marine | 103RN |
| 907717N | heavy-duty vinyl yellow body, weatherproof cover | 50A @ 125/250V | Marine | 7717N |

⚠ WARNING: Cancer and Reproductive Harm www.P65Warnings.ca.gov.



103RV

ParkPower Weatherproof Plug Covers

Designed to provide a reliable solution for replacing worn or damaged covers on RV power cord sets. The heavy-duty vinyl weatherproof cover protects a cord set plug from natural elements. These will only fit on female 20 or 30 amp connectors and provides a superior seal when fitted with a 20 or 30 amp male plug. These will not fit on a 20 or 30 amp male plug. Meets UL and CSA standard. Used with 90305CRPN, 90305CRCN or 305CRV.

| PN | description | rating | style | ParkPower PN |
|---------|--|---------------|-------------|--------------|
| 103RV | heavy-duty vinyl yellow body, weatherproof cover with threaded sealing ring | 20/30A @ 125V | RV & Marine | 103RV |
| 103ELRV | heavy-duty vinyl yellow body, weatherproof cover with Easy Lock sealing ring | 20/30A @ 125V | | 103ELRV |

⚠ WARNING: Cancer and Reproductive Harm www.P65Warnings.ca.gov.

NEW


907420CR

Marinco Weatherproof Receptacle Covers

Manufactured with yellow LEXAN polycarbonate and a lift lid to prevent corrosion. LEXAN is a registered trademark of Sabic Innovative Plastics IP B.V., Netherlands. Item 907420CR fits 2-pole, 3-wire connector and item 907788CR fits a 2-pole, 3-wire connector, or 2-pole, 4-wire connector. Designed to provide you with the ability to change your worn receptacle end. Meets UL and CSA standard. Item 907420CR used with 90305CRR. Item 907788CR used with 906369CR.

| PN | description | rating | style | Marinco PN |
|----------|---|----------------|--------|------------|
| 907420CR | nylon LEXAN polycarbonate yellow body with lift lid, fits 15A, 20A and 30A single receptacles | 30A @ 125V | Marine | 7420CR |
| 907788CR | nylon LEXAN polycarbonate yellow body with lift lid, fits 50A receptacles | 50A @ 125/250V | | 7788CR |

⚠ WARNING: Cancer and Reproductive Harm www.P65Warnings.ca.gov.



Scan for pricing or go to www.delcity.net/catalogpricing

1.800.654.4757
f:1.800.431.1293

USB & 12V Accessories



Scan for pricing or go to www.delcity.net/catalogpricing

www.delcity.net
info@delcity.net



Locking Trolling Motor Plug & Receptacle

Provides a superior electrical connection for trolling motors. Plug "locks" into receptacle and provides a waterproof seal; screw terminals will not loosen under extreme hull vibration, and drain holes in receptacle keep water away from electrical components. Universal design for 2 or 3-wire configuration: 12, 24, 12/24, 24/36 or 36 volt systems. Corrosion-resistant, plated brass electrical components; standard 1.125" diameter mounting hole. Receptacle accepts 10 to 8 gauge wire; plug accepts 16 to 8 gauge wire. Maximum 40 amp rating.

| PN | description |
|-------|-----------------------------------|
| 73442 | locking trolling motor plug |
| 73440 | locking trolling motor receptacle |

⚠ WARNING: Cancer and Reproductive Harm www.P65Warnings.ca.gov.



Deluxe 12 Volt Plug & Receptacle

Plug "locks" into receptacle and provides a waterproof seal. Watertight sealing cap on the receptacle; moisture proof sealing ring on the plug. Compatible with standard 12V plug and receptacles. Plug has an internal strain relief and cord seal, with an interchangeable 10A fuse.

| PN | description |
|-------|------------------------|
| 73540 | locking 12V plug |
| 73542 | locking 12V receptacle |

⚠ WARNING: Cancer and Reproductive Harm www.P65Warnings.ca.gov.



Dual USB Charger & Receptacle

A blue LED shows that power is available and a cover is included to prevent water and dirt from entering the ports. The Dual USB has a 12 to 24 Volt input with a 5V output, a total of 2.1A output between the two ports. The 12V receptacle included in the combination USB charger (73544) is rated to 20A, and is compatible with 12V plugs. These products are ideal for your USB charging needs and designed for longevity in harsh environments. RoHS.

| PN | description |
|-------|---|
| 73543 | 12-24V dual USB with mounting plate |
| 73943 | 12-24V dual USB with mounting plate, white |
| 73544 | 12V dual USB & receptacle with mounting plate |

⚠ WARNING: Cancer and Reproductive Harm www.P65Warnings.ca.gov.



Backlit Dual USB Ports

A blue LED shows that power is available and a cover is included to prevent water and dirt from entering the ports. The Dual USB has a 12 to 24 Volt input with a 5V output, a total of 2.1A output between the two ports. The 12V receptacle included in the combination USB charger (73544) is rated to 20A, and is compatible with 12V plugs. These products are ideal for your USB charging needs and designed for longevity in harsh environments. RoHS.

| PN | description | color | input rating | output rating |
|-------|-------------------------------|-------|--------------|---------------|
| 73444 | backlit dual USB powered port | blue | 12VDC | 3.1A @ 5VDC |

⚠ WARNING: Cancer and Reproductive Harm www.P65Warnings.ca.gov.



Blue Sea Systems Dual USB Chargers

Intelligent device recognition allows the rapid charging of phones, tablets or other mobile devices. Thermal Overload Protected, Short Circuit Protected, Reverse Polarity Protected.

| PN | mount | voltage | USB | amps |
|-------|--------------------------------------|---------|-------------|------|
| 73947 | dual USB socket charger, black, 2.1A | 12-24V | 2.0, Type A | 2.1A |
| 73948 | dual USB socket charger, white, 2.1A | | | 2.1A |
| 73557 | switch mount (BSS 1039) | | | 4.8A |
| 73558 | socket mount (BSS 1045) 1-1/8" hole | | | 4.8A |
| 73949 | USB extension, black | 12V | | - |

⚠ WARNING: Cancer and Reproductive Harm www.P65Warnings.ca.gov.



73641



77559

Blue Sea Systems Dual USB Charger & Circuit Breaker Panel

Blue Sea Systems easy to install BelowDeck panels include a 15A circuit breaker switch and pre-wired harness. Panels offer customizable 12V charging and monitoring options. The integrated circuit breaker switch provides circuit protection and offers the ability to shut off the panel, preventing parasitic draw.

| PN | breaker | voltage | USB | amps |
|-------|--|---------|-------------|------|
| 73638 | water-resistant, 15A, 12V socket, 2.1A dual USB charger | 12V | 2.0, Type A | 2.1A |
| 73639 | 1 water-resistant, 15A, 12V socket, 2 2.1A dual USB chargers | | | |
| 73640 | water-resistant, 15A, 12V socket, 15A dual USB charger, & mini voltmeter | | | |
| 73641 | water-resistant, 15A, 12V socket, 2 2.1A dual USB chargers, & mini voltmeter | | | — |
| 73634 | 2 blank apertures | | | |
| 73636 | 3 blank apertures | | | |
| 73637 | 4 blank apertures | | | |
| 77559 | 13 blank apertures | | | |

⚠ WARNING: Cancer and Reproductive Harm www.P65Warnings.ca.gov.



Scan for pricing or go to www.delcity.net/catalogpricing

1.800.654.4757
f:1.800.431.1293



74551



74552

Blue Sea Systems 12VDC Dual Socket Panels

Panels provide an easy way to mount two 12VDC sockets. Item 74551 is rated up to 15A max, per socket. 74552 is rated at 15A and the USB socket provides 2.1A of total output power. Both panels include caps to keep debris out of charging sockets.

| PN | description |
|-------|---|
| 74551 | 12V DC Dual Socket Panel (BSS 1472) |
| 74552 | 12V DC Socket and Dual USB Charger Panel (BSS 1478) |

⚠ WARNING: Cancer and Reproductive Harm www.P65Warnings.ca.gov.



Blue Sea Systems Plugs & Sockets

These Blue Sea Systems plugs and sockets feature a watertight cap and easy installation. Designed with an internal strain relief and cord seal, they are designed to withstand the rigors of wet environments and constant vibration. Includes a twist lock system, nickel plated copper alloy used for all current carrying components, and large contact surfaces for good electrical connection.

| PN | description | voltage |
|-------|--|---------|
| 73955 | plug, black | 12V |
| 73956 | dash socket, black | |
| 73957 | dash socket, white | |
| 73961 | plug w/ dash socket, black | |
| 73958 | plug w/ single extension socket, black | |
| 73959 | plug w/ double extension socket, black | |

⚠ WARNING: Cancer and Reproductive Harm www.P65Warnings.ca.gov.

12 Volt Power Products

Manufactured from corrosion resistant marine-grade material. These products feature the unique interconnecting system that securely locks the plug and receptacle, providing a positive connection and moisture resistant seal. Exclusive to ParkPower®. The plug and receptacle feature optimized metal connection points of maximum connectivity. All products are compatible with standard 12V plugs and receptacles.



12VRCRV

| PN | description |
|----------|---|
| 12VRCRV | deluxe 12V receptacle |
| 12VADRV | deluxe 12V dual outlet cord |
| 12VPGRV | deluxe 12V plug |
| 12VXTRV | deluxe 12V extension cord |
| 12VPKRV | deluxe 12 volt receptacle & plug |
| 12BKT | SeaLink® mounting bracket |
| 19012104 | deluxe 12V snap-in receptacle |
| 19012107 | deluxe 12V receptacle with old style ring |
| 19012113 | deluxe 12V receptacle and mounting pad |
| 73543 | 12-24V dual USB with mounting plate |
| 73544 | 12V dual USB & receptacle with mounting plate |

⚠ WARNING: Cancer and Reproductive Harm www.P65Warnings.ca.gov.



Scan for
pricing or go to
[www.delcity.net/
catalogpricing](http://www.delcity.net/catalogpricing)

www.delcity.net
info@delcity.net



73549

Auxiliary 12 Volt Lighter Socket

Lighter plug with protective snap-on cover. Standard .250" push-on terminals for wire connection. 1.10" mounting hole.

⚠ WARNING: Cancer and Reproductive Harm
www.P65Warnings.ca.gov.



73548

Snap-in Female Lighter Socket

Lighter plug with protective snap-on cover. Fast mounting expandable clips. Under dash mounting bracket included.

⚠ WARNING: Cancer and Reproductive Harm
www.P65Warnings.ca.gov.



73580

Blue Sea Systems 12V Mounting Bracket for Sockets

The 12V socket mounting bracket is designed to withstand the rigors of wet environments and constant vibration. Can be used as a replacement bracket for any round 12V receptacle.

⚠ WARNING: Cancer and Reproductive Harm
www.P65Warnings.ca.gov.

NEW



Progressive Industries Extension Plug

Progressive Industries 50 Amp Extension Plug allows your surge protector to hang vertically when plugged in to the Campground pedestal.

| PN | description | rating | Progressive Industries PN |
|---------|----------------------|--------|---------------------------|
| 9050AXP | male, extension plug | 50A | 50AXP |

WARNING: Cancer and Reproductive Harm www.P65Warnings.ca.gov.



Scan for pricing or go to www.delcity.net/catalogpricing

NEW



EMS-HW30C

Progressive Industries Hardwired EMS Surge Protectors

Progressive Industries Electrical Management System (EMS) helps to protect your RV against voltage fluctuations, power surges and incorrectly wired shore power, which can cause severe and costly damage to RV appliances and electronics. Feel secure with multi-mode surge, voltage, polarity and lost/open neutral protection. Each unit includes a digital display scrolling continuously through the power source information. A state-of-the-art microprocessor provides peace of mind, day or night, even when you're away from your RV. UL Certified and Canadian Approved. Surge Protection: 5-Mode, 3580J, 88,000A. Includes Miswired Pedestal Indication, Surge Failure Indicator, Amperage Meter Display, Previous Error Code. A/C Frequency Protection, Time Delay (136 Sec), Adjustable Time Delay. Surge Protection: 5-Mode, 3580J, 88,000A. Ratings: 50A, 120V/240V, 12,000W. Operating Temperature: -40°C to +105°C

| PN | description | rating | Progressive Industries PN |
|-------------|-------------------------|----------------|---------------------------|
| 90EMSHW30C | with remote display | 30A @ 120V | EMS-HW30C |
| 90EMSHW50C | with remote display | 50A @ 120/240V | EMS-HW50C |
| 90EMSLCHW30 | with integrated display | 30A @ 120V | EMS-LCHW30 |
| 90EMSLCHW50 | with integrated display | 50A @ 120/240V | EMS-LCHW50 |

WARNING: Cancer and Reproductive Harm www.P65Warnings.ca.gov.

1.800.654.4757
f:1.800.431.1293

NEW



EMS-RDS

Progressive Industries Remote Digital Switch & Display

Progressive Industries EMS-RDS enables user to add an additional remote digital display. System includes one Remote Display and one Switch Box and two additional cables (1-14' and 1-3'). Digital display, scrolling continuously through the power source information: Voltage(s), current, frequency, error code, and previous error code (if applicable). For use with EMS-HW50C and EMS-HW30C models only.

| PN | use with | Progressive Industries PN |
|----------|-------------------------|---------------------------|
| 90EMSRDS | EMS-HW50C and EMS-HW30C | EMS-RDS |

WARNING: Cancer and Reproductive Harm www.P65Warnings.ca.gov.

NEW



Progressive Industries Remote Bypass Switch Kit

Progressive Industries bypass switch kit for use with EMS-LCHW50 and EMS-LCHW30 models only. Cable is 44"

| PN | cable length | Progressive Industries PN |
|---------|--------------|---------------------------|
| 90RBPSK | 44' | RBPSK |

WARNING: Cancer and Reproductive Harm www.P65Warnings.ca.gov.

NEW



Progressive Industries Replacement Receptacles

Progressive Industries replacement female end is designed to replace worn out molded ends on adapters, surge protectors, extension cords or any product with a worn out plug, without having to replace the entire unit. Made of high heat, impact-resistant plastic and heavy-duty highly conductive metal contacts. Thus making the replacement better suited to handle the heat created by heavy loads as opposed to molded-on varieties. Sleek, compact design makes installation straightforward and easy. Ratings: 50A, 240V, 12,000W. 30 Amp model accommodates 10/3 STW-Type Wire. 50 Amp model accommodates 8/4 or 6/4 SRDT.

| PN | rating | Progressive Industries PN |
|-----------|------------|---------------------------|
| 90RVTT30R | 30A @ 120V | RV-TT-30R |
| 90RV1450R | 50A @ 240V | RV-14-50R |

WARNING: Cancer and Reproductive Harm www.P65Warnings.ca.gov.



Scan for pricing or go to www.delcity.net/catalogpricing

www.delcity.net
info@delcity.net

NEW

90RVTT30P

Progressive Industries Replacement Plugs

Progressive Industries replacement male end is designed to replace worn out molded ends on adapters, surge protectors, extension cords or any product with a worn out plug, without having to replace the entire unit. Made of high heat, impact-resistant plastic and heavy-duty highly conductive metal contacts. Thus making the replacement better suited to handle the heat created by heavy loads as opposed to molded-on varieties. Sleek, compact design makes installation straightforward and easy. Ratings: 50A, 240V, 12,000W. 30 Amp model accommodates 10/3 STW-Type Wire. 50 Amp model accommodates 8/4 or 6/4 SRDT.

| PN | rating | Progressive Industries PN |
|-----------|------------|---------------------------|
| 90RVTT30P | 30A @ 120V | RV-TT-30P |
| 90RV1450P | 50A @ 240V | RV-14-50P |

⚠ WARNING: Cancer and Reproductive Harm www.P65Warnings.ca.gov.

NEW

90RVTT30DFR

Progressive Industries Dead Front Receptacles

Progressive Industries Dead Front Receptacles are ideal for new installations or replacing worn out receptacles. Made of a high heat, impact-resistant plastic and heavy-duty highly conductive metal contacts. Improving conductivity and heat dissipation, making the receptacle better suited to handle the heat created by heavy loads. Traditional design makes installation straightforward and easy. The receptacle can be wall mounted. UL Certified and Canadian Approved.

| PN | rating | Progressive Industries PN |
|-------------|------------|---------------------------|
| 90RVTT30DFR | 30A @ 120V | RV-TT-30DFR |
| 90RV1450DFR | 50A @ 240V | RV-14-50DFR |

⚠ WARNING: Cancer and Reproductive Harm www.P65Warnings.ca.gov.

NEW

90SSP30X

Progressive Industries Portable Surge Protectors

Progressive Industries Smart Surge Protectors (SSP) are portable RV surge protectors with the added benefit of a built-in polarity tester. The built-in surge indicator notes the condition of the surge protector. Additionally, the polarity tester (dual line for 50 Amp) checks the status of the power source prior to use. Sleek, compact, portable design makes this unit easy to use and store. Designed for outdoor use. No installation required. Ideal for plug-and-play applications. Designed for recreational vehicle use only. Includes a Surge Failure Indicator and a Rugged Pull Handle and Brighter 3-Color LED Indicator. Thermally Protected and Weather Resistant. UL Certified and Canadian Approved (SSP-30XL and SSP-50XL). Surge Protection: 5-Mode, 1650J, 45,000A. Ratings: 50A, 120V/240V, 12,000W. Operating Temperature: -40°C to +105°C.

| PN | cover | rating | Progressive Industries PN |
|-----------|-------|----------------|---------------------------|
| 90SSP30X | no | 30A @ 120V | SSP-30X |
| 90SSP50X | no | 50A @ 120/240V | SSP-50X |
| 90SSP30XL | yes | 30A @ 120V | SSP-30XL |
| 90SSP50XL | yes | 50A @ 120/240V | SSP-50XL |

⚠ WARNING: Cancer and Reproductive Harm www.P65Warnings.ca.gov.

NEW

RWSK

Progressive Industries Replacement Weather Shield Kit

Contains all components to replace a weather shield on Progressive Industries SSP-30XL (90SSP30X), SSP-50XL (90SSP50X), EMS-PT30X (90EMSPT30X) or EMS-PT50X (90EMSPT50X) portable surge protectors. Redesigned to accommodate as many cords in the marketplace as possible. New cords are designed by multiple manufacturers with no standard for handle depth. Because of this, it is possible that the weather shield will not close completely around every manufacturers' cord. Four mounting screws.

| PN | description | Progressive Industries PN |
|------|--|---------------------------|
| RWSK | replacement weather shield kit for SSP & EMS-PT surge protectors | RWSK |

⚠ WARNING: Cancer and Reproductive Harm www.P65Warnings.ca.gov.




905701010

Kwikkee Battery Trays

Provide easy pull-out so there is no need to twist, bend, or contort the body to gain access to your batteries. Easily load, maintain, service, and access the items you need with these heavy-gauge trays. Ball and roller bearing slides provide smooth operation. A safety latch mechanism locks slide for safe storage. Tray comes assembled and ready to bolt in.

| PN | description | weight capacity (lbs) | inside dimensions | outside dimensions |
|-----------|-----------------------------------|-----------------------|-------------------|----------------------|
| 905701010 | standard-duty battery tray | 130 | 13"W x 14¼"D | 14⅞"W x 15½"D x 3⅝"H |
| 905702010 | standard-duty battery tray | 130 | 14"W x 13"D | 15½"W x 15⅞"D x 2¾"H |
| 905703010 | standard-duty battery tray | 130 | 14"W x 12⅞"D | 15⅞"W x 13"D x 2½"H |
| 905703013 | standard-duty battery tray | 130 | 7¾"W x 12⅝"D | 9"W x 13½"D x 2½"H |
| 905722000 | standard-duty battery tray | 130 | 13"W x 15⅞"D | 14⅞"W x 16⅞"D x 3⅜"H |
| 905731010 | standard-duty battery single pack | 130 | — | 12¼"W x 15½" x 2½" |
| 905705000 | heavy-duty battery tray | 200 | 13⅜"W x 21⅜"D | 15⅜"W x 24"D x 3⅜"H |
| 905707000 | heavy-duty battery tray | 200 | 22⅞"W x 22⅞"D | 25⅞"W x 24⅜"D x 3⅜"H |
| 905708000 | heavy-duty battery tray | 200 | 20"W x 13⅞"D | 22¼"W x 15¼"D x 3⅜"H |
| 905709000 | heavy-duty battery tray | 200 | 14⅜"W x 21"D | 16⅞"W x 22⅝"D x 3⅜"H |
| 905711000 | heavy-duty battery tray | 200 | 22⅞"W x 17⅞"D | 24⅞"W x 18⅞"D x 3⅜"H |
| 908323000 | battery tray strap | | 33" | 33" |

⚠ WARNING: Cancer and Reproductive Harm www.P65Warnings.ca.gov.



905570000

Kwikkee Freezer/Refrigerator Utility Trays

Make access to freezer and extra refrigerator storage more convenient. The ball and roller bearings provide smooth and easy glides for access. An opening in the bottom of the tray accommodates drainage and circulation. A safety latch mechanism locks slide for safe storage. Tray comes assembled and ready to bolt in.

| PN | description | weight capacity (lbs) | inside dimensions | outside dimensions |
|-----------|----------------------------|-----------------------|-------------------|----------------------|
| 905570000 | refrig/freezer tray - wide | 200 | 31½"W x 20⅞"D | 33¾"W x 28⅞"D x 3⅜"H |
| 905571000 | refrig/freezer tray - deep | 200 | 14½"W x 25½"D | 16¾"W x 28⅞"D x 3⅜"H |

⚠ WARNING: Cancer and Reproductive Harm www.P65Warnings.ca.gov.



905850002

Kwikkee Cargo Tray Slides - Super Slides

Designed to provide extra storage drawers. These slides fit almost any sub-floor compartment. The fixed position, heavy-duty roller bearings provide smooth operation. A spring loaded latch locks the slide in three positions. Width is defined by the size of the compartment. Super Slides ship with side slide assemblies and end pieces. Floor and carpeting not included. Trim kit is optional.

| PN | description | weight capacity (lbs) | length |
|------------|---|-----------------------|--------|
| 905850002* | 1-way super slide - aftermarket package | 1,000 | 42" |
| 905851002* | 1-way super slide - aftermarket package | 1,000 | 48" |
| 905852002* | 1-way super slide - aftermarket package | 1,000 | 54" |
| 905855002* | 1-way super slide - aftermarket package | 1,000 | 60" |
| 905856002* | 1-way super slide - aftermarket package | 1,000 | 70" |
| 905858002* | 2-way super slide, U-channel | 1,000 | 80" |
| 905857002* | 2-way super slide, "L" brackets | 1,000 | 90" |
| 905857012 | 2-way super slide, right hand assembly only | 1,000 | 90" |

* trim kit included

⚠ WARNING: Cancer and Reproductive Harm www.P65Warnings.ca.gov.



905893000

Kwikkee Cargo Tray Slides - Super Slides II

Build the storage drawer to fit your needs. Corrosion-resistant roller bearing action, "big load" weight capacity, and narrow sides make these slides a great storage solution. The Super Slide II handles up to 800 lbs in compartment depths from 36" to 90". Trim kit is required.

| PN | description | weight capacity (lbs) | length |
|-----------|---------------------------|-----------------------|--------|
| 905893000 | 1-way pull super slide II | 800 | 36" |
| 905895000 | 1-way pull super slide II | 800 | 60" |

⚠ WARNING: Cancer and Reproductive Harm www.P65Warnings.ca.gov.



Scan for pricing or go to www.delcity.net/catalogpricing

1.800.654.4757
f:1.800.431.1293



Scan for pricing or go to www.delcity.net/catalogpricing

www.delcity.net
info@delcity.net



905901000

Kwikee Cargo Tray Slides - Heavy-Duty Slides

A variety of depths available and the ability to create the exact width you need by bolting in the plywood platform. Cover with carpet, rubber matting or vinyl and slide is complete. The industrial grade ball-bearing slide provides a smooth action and support with 100% pull-out strength. You determine the plywood width per your application. Trim kit is optional.

| PN | description | weight capacity (lbs) | length | latches |
|-----------|---------------------------|-----------------------|--------|------------|
| 905901000 | heavy-duty slide assembly | 200 | 12" | right side |
| 905902000 | heavy-duty slide assembly | 200 | 16" | right side |
| 905916000 | heavy-duty slide assembly | 200 | 22" | right side |
| 905966000 | heavy-duty slide assembly | 400 | 22" | right side |
| 905918000 | heavy-duty slide assembly | 200 | 30" | right side |

⚠ WARNING: Cancer and Reproductive Harm www.P65Warnings.ca.gov.

Kwikee Ball Slide Rails

Replace existing or damaged slides. They are extremely durable slide kits and feature a ball bearing slide for smooth and effortless actuation.



905800010

| PN | description | weight capacity (lbs) per pair | depth |
|-----------|-------------------------------------|--------------------------------|-------|
| 905800010 | ball slide rail - pair | 200 | 12" |
| 905801000 | ball slide rail - sold individually | 200 | 16" |
| 905804001 | ball slide rail - sold individually | 250 | 30" |
| 905806000 | ball slide rail - sold individually | 300 | 22" |

⚠ WARNING: Cancer and Reproductive Harm www.P65Warnings.ca.gov.

Kwikee Cargo Tray Trim Kits - Super Slide Trim

Specifically designed to be used with Super Slides and Heavy-Duty Slides.



905862000

| PN | description |
|-----------|-----------------|
| 905862000 | 48" U-channel |
| 905865000 | 32" trim pieces |
| 905867000 | 54" L-channel |

⚠ WARNING: Cancer and Reproductive Harm www.P65Warnings.ca.gov.

Kwikee Cargo Tray Trim Kits - Super Slide II Trim

Designed to be used with Super Slide II. Order trim kit to desired compartment width less 4". Trim kit includes (2) end trim pieces, jig kit and (3) mid-rails. You will need to add plywood and carpet.



905849017

| PN | description | Trim Kit End Piece Width | Compartment Opening |
|-----------|-------------------------|--------------------------|---------------------|
| 905849017 | Super Slide II trim kit | 17" | 21" |
| 905849019 | Super Slide II trim kit | 19" | 23" |
| 905849021 | Super Slide II trim kit | 21" | 25" |
| 905849024 | Super Slide II trim kit | 24" | 28" |
| 905849027 | Super Slide II trim kit | 27" | 31" |
| 905849030 | Super Slide II trim kit | 30" | 34" |
| 905849032 | Super Slide II trim kit | 32" | 36" |
| 905849033 | Super Slide II trim kit | 33" | 37" |
| 905849035 | Super Slide II trim kit | 35" | 39" |
| 905849037 | Super Slide II trim kit | 37" | 41" |
| 905849039 | Super Slide II trim kit | 39" | 43" |
| 905849041 | Super Slide II trim kit | 41" | 45" |
| 905849044 | Super Slide II trim kit | 44" | 48" |
| 905849048 | Super Slide II trim kit | 48" | 52" |
| 905849051 | Super Slide II trim kit | 51" | 55" |

⚠ WARNING: Cancer and Reproductive Harm www.P65Warnings.ca.gov.



902809025



903209025



902409000



909770000



1101428



1101425

Kwikor Electric Steps

Manufactured from heavy-gauge steel and designed to handle up to 750 lbs. They feature 3/4" solid steel drive rods and stainless steel bushings. The powder coat finish provides a corrosion resistance over bare metal and an aesthetically pleasing look. Includes the IMGL (Integrate-Motor-Gearbox-Linkage) and appropriate size motor.

| PN | description | series | rise | run | bolt pattern |
|----------------------------|--|--------|------|--------|--------------|
| single thread steps | | | | | |
| 902809025 | 23 3/4" tread, IMGL, 9510 control, switch kit #905325000 | 28 | 7" | 10" | 6.5" x 22" |
| 903609025 | 30" tread, IMGL, 9510 control, switch kit #905325000 | 36 | 5" | 10.75" | 8" x 26" |
| double thread steps | | | | | |
| 903209025 | 24" tread, IMGL, 9510 control, switch kit #905325000 | 32 | 7" | 9" | 8" x 22" |
| triple thread steps | | | | | |
| 902409000 | 30" tread, contains step control, no switches | 24 | 8" | 9" | 8" x 26" |
| 902509000 | 24" tread, contains step control, no switches | 25 | 8" | 9" | 8" x 22" |

⚠ WARNING: Cancer and Reproductive Harm www.P65Warnings.ca.gov.

Kwikor RV Step Motor Kits/Update Kits

The upgrade kit includes the IMGL (Integrate-Motor-Gearbox-Linkage), control unit, door switch and is designed to update your original step motors on all 1999-2005 year step models. Kits are available in A, B or C linkage. To determine the proper kit needed, locate the step series on your step identification plate. Note: Door switch must be changed with kit upgrade.

| PN | description | step series |
|-----------|------------------------------------|-------------------------------|
| 909770000 | "A" linkage, IMGL and control unit | 22, 23, 30, 32, 33-36, 38, 40 |
| 909772000 | "B" linkage, IMGL and control unit | 28, 31, 37, 39 |
| 909776000 | IMGL and control unit | 25 |

⚠ WARNING: Cancer and Reproductive Harm www.P65Warnings.ca.gov.

Kwikor Motion - 2006 to Current IMGL - IMGL Replacement Step Motor

The IMGL (Integrate-Motor-Gearbox-Linkage) replacement motor can be used to replace IMGL's on steps manufactured from 2006 to current model years. To determine the proper kit needed, locate the step series on your step identification plate.

| PN | description | step series |
|---------|-------------------------------------|-----------------------------------|
| 1101428 | motor and screws for new IMGL steps | 22, 23, 26, 28, 30-40, 42, 44, 47 |

⚠ WARNING: Cancer and Reproductive Harm www.P65Warnings.ca.gov.

Kwikor Linkages - 2006 to Current (IMGL) - IMGL Gear/Linkage Replacement Kit

The IMGL gear/linkage is a direct replacement for steps manufactured from 2006 to current model years or those already with IMGL upgrade kits. This is the replacement gear and linkage and does not include the IMGL motor or IMGL 9510 control unit.

| PN | description | step series |
|---------|----------------------|-----------------------|
| 1101425 | gear & linkage kit A | 22, 23, 30-36, 38, 40 |
| 1101426 | gear & linkage kit B | 28, 31, 37, 39 |

⚠ WARNING: Cancer and Reproductive Harm www.P65Warnings.ca.gov.



Scan for pricing or go to www.delcity.net/catalogpricing

1.800.654.4757
f:1.800.431.1293



Scan for pricing or go to www.delcity.net/catalogpricing

www.delcity.net
info@delcity.net



909510000

KwikEE 9510 Step Control Unit - 2006 to current (IMGL) - IMGL 9510 Step Control Unit

The IMGL (Integrated-Motor-Gearbox-Linkage) 9510 step control unit is designed to work on all step series manufactured after 2006 model years. Kit works only with a normally open door switch. To determine the proper kit needed, locate the step series on your step identification plate.

| PN | description | step series |
|-----------|-------------------------------------|-------------------------------|
| 909510000 | control for IMGL/9510 control steps | 22, 23, 26, 30-40, 42, 44, 47 |

WARNING: Cancer and Reproductive Harm www.P65Warnings.ca.gov.




905205000

KwikEE Electric Step Cotter & Clevis Pin Kit

Cotter and clevis pin kit replacement. For steps made from 2006 to current.

| PN | description |
|-----------|---------------------|
| 905205000 | cotter & clevis pin |

WARNING: Cancer and Reproductive Harm www.P65Warnings.ca.gov.



909506003

KwikEE 9510 Step Control Unit - Prior to 2006 (PRE - IMGL) - 9510 Control Unit (Pre-IMGL)

The 9510 control unit is designed to replace the control units on the "pre-IMGL" step units that were manufactured from 1999 to 2005. It is designed to be used with the normally closed white magnetic door switches.

| PN | description |
|-----------|--------------------------------|
| 909506003 | control unit for pre-IMGL/9510 |

WARNING: Cancer and Reproductive Harm www.P65Warnings.ca.gov.



909520000

KwikEE Motor - Prior to 2006 - Motor Replacement Kit (Pre-IMGL)

This motor replacement kit is designed for pre-IMGL step units that were manufactured from 1999 to 2005 model years. The kit includes a wire connection harness.

| PN | description |
|-----------|-----------------------|
| 909520000 | motor replacement kit |

WARNING: Cancer and Reproductive Harm www.P65Warnings.ca.gov.



909533000

KwikEE Linkage - Prior to 2006 - Linkage Kit (Pre-IMGL)

These linkage kits are designed to replace linkage on pre-IMGL step units that were manufactured from 1999 to 2005 model years and can only be used with 909502000 or 3000 motors. The kit includes the linkage, coupler and cover.

| PN | description |
|-----------|---------------|
| 909533000 | linkage kit B |
| 909532000 | linkage kit C |

WARNING: Cancer and Reproductive Harm www.P65Warnings.ca.gov.



905328000

KwikEE Electric Step Plunger Door Switch

A magnetic switch that operates steps. The plated switch is hinge mounted.

| PN | description |
|-----------|--|
| 905302000 | switch, plated plunger door switch, NC |
| 905328000 | switch, plated plunger door switch, NO |

WARNING: Cancer and Reproductive Harm www.P65Warnings.ca.gov.



905327000



905323000



905326000

KwikEE Electric Magnetic Door Switches

Offered in several different styles. Choose from either round or rectangular versions. Both are manufactured in neutral white. Switch is used to automatically raise or lower steps.

| PN | description |
|-----------|---|
| 905306000 | switch, large rectangular magnetic door switch, white, NC |
| 905326000 | switch, large rectangular magnetic door switch, black, NO |
| 905312000 | switch, miniature rectangular magnetic door switch, white, NC |
| 305323000 | switch, miniature rectangular magnetic door switch, black, NO |
| 905307000 | switch 3/8", core round magnetic door switch, white, NC |
| 905327000 | switch 3/8", core round magnetic door switch, black, NO |
| 905314000 | switch 3/4", core round magnetic door switch, white, NC |
| 905324000 | switch 3/4", core round magnetic door switch, black, NO |

WARNING: Cancer and Reproductive Harm www.P65Warnings.ca.gov.



90900400

Kwikee RV Step Light

Helps illuminate the stairs when the sun goes down. Light can be used with any series of stairs.

| PN | description |
|-----------|------------------|
| 909004000 | under step light |

WARNING: Cancer and Reproductive Harm www.P65Warnings.ca.gov.



909306000

Kwikee 4-Way Harness Plugs

Pre-wired harnesses with male Weatherpack connectors. Harness is manufactured with 12" of one red 10 ga. and three 16 ga wire.

| PN | description |
|-----------|----------------|
| 909306000 | wiring harness |

WARNING: Cancer and Reproductive Harm www.P65Warnings.ca.gov.



909342000

Kwikee Step Tread

Replaces existing worn-out step treads. All styles feature an adhesive back with non-skid tread.

| PN | description | ID |
|-----------|-----------------------------|------------|
| 909342000 | glow in the dark step tread | 6"D x 21"W |
| 909334000 | non-skid step tread | 8"D x 25"W |
| 909331000 | non-skid step tread | 6"D x 21"W |
| 909540000 | non-skid step tread-yellow | 8"D x 33"W |

WARNING: Cancer and Reproductive Harm www.P65Warnings.ca.gov.



905068000

Kwikee Spray Lube

A penetrating aerosol fluid that changes to a tough, protective grease in minutes. The lube helps prevent steps from rusting and helps reduce wear.

| PN | description | size |
|-----------|------------------|-------|
| 905068000 | lube, single can | 11 oz |

WARNING: Cancer and Reproductive Harm www.P65Warnings.ca.gov.



Scan for pricing or go to www.delcity.net/catalogpricing

1.800.654.4757
f:1.800.431.1293

Vehicle Storage



Scan for
pricing or go to
[www.delcity.net/
catalogpricing](http://www.delcity.net/catalogpricing)

www.delcity.net
info@delcity.net



UWS, a CURT Group brand and subsidiary of Lippert Components, Inc., is a leading manufacturer and designer of USA-assembled truck tool boxes and accessories. Our products are built to the highest quality standards, offering tough and reliable storage solutions for professional tradesmen and truck enthusiasts alike. We offer a full range of truck tool boxes, transfer tanks, chest boxes, dog boxes and other truck storage solutions.

UWS storage boxes provide unbeatable storage and security for your tools and other small items whether in the shop, at home or on the job. Each tote box features a corrosion-resistant aluminum construction and stainless steel twist latch -- all to keep your tools and valuables safe, well-organized and easily accessible whenever needed. This tool box is constructed from extra-thick aluminum for increased structural strength. UWS tool boxes are available in multiple sizes to accommodate any storage need, and each one is proudly assembled right here in the USA for style and long-lasting dependability.

Tote Boxes



Trailer Tongue Boxes



Chest Boxes



Crossover Truck Tool Boxes



**Tool
Boxes**

Find your UWS Truck Tool Boxes, Utility Chests, & Truck Accessories at delcity.net

Back-up Alarms

Fixed Sound - Back-up alarm produces a standard fixed audio beeping sound at the alarm's rated decibel level.

Switchable - Back-up alarm can be manually switched between the alarm's rated decibel level.

Smart Alarm - Back-up alarm automatically detects ambient sound and self-adjusts to produce 5 decibels louder up to stated decibel level.

Multi-Frequency - Emits sound at multiple frequencies attenuated above 400Hz so sound is perceived to dissipate quickly.



Scan for pricing or go to www.delcity.net/catalogpricing

1.800.654.4757
f:1.800.431.1293



Back-Up Light with Alarm

This combination back-up light and back-up alarm eliminates the need for a separately installed back up alarm on your vehicle. The 9 piece, white LED bulb can replace P21W, 1156, 7506, 3497, 1073, 1141, 12498 and 12496 bulbs. The alarm is a 104 db beeping on/off piezo tone. Rated to 12V DC. Easy installation; use as a replacement bulb.

| PN | replacement bulb | dB |
|-------|---|-----|
| 78685 | P21W, 1156, 7506, 3497, 1073, 1141, 12498 and 12496 | 104 |

WARNING: Cancer and Reproductive Harm www.P65Warnings.ca.gov.



ECCO® Compact Surface Back-Up Alarm

ECCO's compact, surface-mount alarm provides a low-mount warning alarm specifically designed to offer a wide range of mounting options where space is limited. Designed with rugged durability and is protected from vibration and moisture. ECCO's unique grill design meets the requirements of SAE J994 for high-pressure washing. Temperature range -40°C to 85°C (-40°F to 185°F).



| PN | description | dB | volts | SAE type | warranty |
|---------|-----------------------------------|----|--------|-----------------|----------|
| ECCO210 | light-duty, compact fixed decibel | 97 | 12V DC | SAE J994 TYPE C | 2 year |

WARNING: Cancer and Reproductive Harm www.P65Warnings.ca.gov.



ECCO® Light-Duty Back-Up Alarms

ECCO's most compact and popular line of back-up alarms provides a cost-effective warning solution with ECCO quality and reliability. A glass-filled nylon housing with epoxy-encapsulated electronics provide exceptional durability and protection against moisture, dust and vibration. ECCO's Smart Alarm measures ambient noise and adjusts sound levels to create a volume that is safe without being annoying or contributing to noise pollution. Smart Alarms eliminate the need for constant manual adjustment and help prevent intentional alarm disconnection. These alarms feature a compact size and universal mounting bracket maximizes location options. The alarms are self-grounding and are sealed in epoxy for protection against dust, moisture and vibration. Temperature range: -40°C to 85°C (-40°F to 185°F). RU. CE.



9115



9135

| PN | alarm type | dB | volts | SAE type | warranty |
|-----------|--------------------|--------|-----------|----------|----------|
| ECCO580 | fixed decibel | 87 | 12-80V DC | D | 2 year |
| 9115 | | 97 | 12V DC | C | |
| ECCO520 | | 97 | 12-24V DC | C | |
| ECCO585 | | 97 | 12-48V DC | C | |
| ECCO530 | | 102 | 12-24V DC | F | |
| ECCO505 | 87 | 12-24 | D | | |
| 9135 | adjustable decibel | 77-97 | 12-48V DC | N/A | |
| ECCOSA950 | | 82-102 | 12-24V DC | N/A | |

WARNING: Cancer and Reproductive Harm www.P65Warnings.ca.gov.



ECCO® Forward Horn Alarms

ECCO offers a variety of different warning alarms for both back-up and non-back-up applications including combination alarm & lights, dual function, dual tone and selectable volume alarms. ECCO's forward horns are specifically designed for use on SCR controlled electric vehicles or severe vibration IC vehicles.



ECCOFH577

| PN | description | dB | volts | SAE type |
|----------------|--|-----|-----------|----------|
| ECCODF532 | medium-duty, fixed decibel | 102 | 12-24V DC | F |
| ECCOFH575 | medium-duty, forward horn, fixed decibel | 107 | 12V DC | L |
| ECCOFH577 | forward horn, fixed decibel | 107 | 24-48V DC | N/A |
| ECCODT500 | dual tone, fixed decibel | 97 | 12-24V DC | N/A |
| ECCODT500FPLWC | dual tone, fixed decibel | 102 | 12-24V DC | N/A |
| ECCOCT5302LDW | constant tone | 102 | 12-24V DC | N/A |

WARNING: Cancer and Reproductive Harm www.P65Warnings.ca.gov.



Scan for pricing or go to www.delcity.net/catalogpricing

www.delcity.net
info@delcity.net



ECCO5200

ECCO® Multi-Frequency Alarm

The Multi-Frequency alarm operates by emitting sound at multiple frequencies attenuated above 4000Hz so that the sound is perceived to dissipate more quickly than a conventional pure-tone alarm. Sealed in epoxy for protection against dust, moisture and vibration. Temperature range: -40°C to 85°C (-40°F to 185°F).

| PN | description | dB | volts | SAE type |
|-----------|------------------------------|-------|-----------|----------|
| ECCOE6100 | multi-frequency | 97 | 12-24V DC | C |
| ECCOE9724 | smart alarm, multi-frequency | 77-97 | 12-24V DC | F |

⚠ **WARNING:** Cancer and Reproductive Harm www.P65Warnings.ca.gov.



ECCO575

ECCO® Light-Duty Back-Up Alarm

The glass-filled nylon housing provides rugged durability and the epoxy-encapsulated circuit board protects the electronics from vibration and moisture. ECCO's unique grill design meets the requirements of SAE J994 for high-pressure washing. The alarms are reverse polarity, voltage spike and surge protected and work on positive and negative ground systems. The alarms are AMECA certified to SAE J994, Type B, e. Temperature range: -40°C to 85°C (-40°F to 185°F).

| PN | description | dB | volts | SAE type |
|---------|---------------------------|-----|-----------|----------|
| ECCO575 | light-duty, fixed decibel | 107 | 12-24V DC | B |

⚠ **WARNING:** Cancer and Reproductive Harm www.P65Warnings.ca.gov.



ECCOSA931N

ECCO® Medium-Duty Alarm

SmartAlarm models measure ambient noise and adjust their sound level, creating a volume that is safe without being annoying or contributing to noise pollution. Reverse-mounted speaker enhances sound and protects the speaker from dust and moisture ingress. Reinforced nylon housing eliminates corrosion damage. Steam cleanable and pressure washable. Works on positive or negative ground systems. Temperature Range: -40°C to 85°C (-40°F to 185°F).

| PN | description | dB | volts | approval |
|------------|----------------|--------|-----------|-------------------------------|
| ECCOSA901N | self-adjusting | 82-107 | 12-24V DC | R10,UL, CE, IP64 |
| ECCOSA931N | self-adjusting | 82-102 | 12-48V DC | |
| ECCO630N | fixed decibel | 107 | 12-36V DC | SAE J994 Type C, CE, UL, AMCA |

⚠ **WARNING:** Cancer and Reproductive Harm www.P65Warnings.ca.gov.



ECCO450

ECCO® Grommet Mount Back-Up Alarms

The grommet mount back-up alarm helps reduce installation time by utilizing a standard 4.5" rear lighting grommet for mounting. It is epoxy sealed for protection against dust, moisture and vibration. CE, e. Temperature rating of -40°C to 85°C (-40°F to 185°F).

| PN | description | dB | volts | SAE type |
|-----------|------------------------|--------|-----------|----------|
| ECCO450 | fixed decibel | 112 | 12-36V DC | A |
| ECCOSA940 | self-adjusting decibel | 87-112 | 12-24V DC | N/A |
| ECCOSA955 | self-adjusting | 82-102 | 12-24V DC | N/A |

⚠ **WARNING:** Cancer and Reproductive Harm www.P65Warnings.ca.gov.



9145

ECCO® Heavy-Duty Back-Up Alarms

It is manufactured from heavy-duty, 22 gauge steel. It is sealed in epoxy to resist moisture, dust and vibration. The 9145 meets OEM design for heavy-duty construction applications and "crush" specifications. It is reverse polarity and voltage transient protected. Temperature rating of -40°C to 85°C (-40°F to 185°F).

| PN | description | dB | volts | SAE type |
|------|---------------|-----|-----------|----------|
| 9145 | fixed decibel | 112 | 12-24V DC | A |

⚠ **WARNING:** Cancer and Reproductive Harm www.P65Warnings.ca.gov.



ECCO820N

ECCO® Demanding Application Back-Up Smart Alarm

Smart Alarms eliminate the need for constant manual adjustment and help prevent intentional alarm disconnection. Reverse-mounted speaker enhances sound and protects the speaker from dust and moisture ingress. Reinforced nylon housing eliminates corrosion damage. Sealed in epoxy for protection against dust, moisture and vibration. Steam cleanable and pressure washable. Temperature Range: -40°C to 85°C (-40°F to 185°F).

| PN | description | dB | volts | SAE type | approval |
|----------|---------------|--------|-----------|----------|------------------|
| ECCO820N | switchable | 87-107 | 12-36V DC | N/A | CE, e, UL |
| ECCO830N | fixed decibel | 107 | 12-36V DC | B | CE, e, AMECA |
| ECCO840N | switchable | 97-112 | 12-36V DC | N/A | CE, e |
| ECCO850N | fixed decibel | 112 | 12-36V DC | A | CE, e, UL, AMECA |

⚠ **WARNING:** Cancer and Reproductive Harm www.P65Warnings.ca.gov.



ECCO® OEM Design Back-up Alarms

OEM back-up alarms are designed to meet all the harsh operational requirements of any fleet. All alarms are manufactured from glass-filled nylon. All are sealed in epoxy to protect sensitive electronics from dust, moisture and vibration. Temperature rating of -40°C to 85°C (-40°F to 185°F).



ECCO872N

| PN | description | dB | volts | SAE type | approval | warranty |
|------------|---------------------------------------|--------|-----------|----------|---------------|----------|
| ECCO872N | OEM, switchable | 97-112 | 12-36V DC | - | CE, e | 2 year |
| ECCO876N | OEM, fixed decibel | 112 | 12-36V DC | A | CE, e, AMECA | |
| ECCOSA914N | demanding application, self-adjusting | 87-112 | 12-24V DC | F | R10 | |
| ECCOSA920 | heavy-duty self-adjusting decibel | 97-112 | 12-24V DC | N/A | CE, R10, IP66 | |

WARNING: Cancer and Reproductive Harm www.P65Warnings.ca.gov.



Scan for pricing or go to www.delcity.net/catalogpricing

1.800.654.4757
f:1.800.431.1293



ECCO® Audible Devices

Intended for in-cab use. These warning alarms can be panel mounted in a 1.25" hole. Piezo electronic design provides very low amp draw. The encapsulated electronics extend the product life. Select from fast pulse tone, slow pulse tone, dual mode, loud continuous pulse or medium continuous pulse. Flange mounting recommended. Connection: ¼" Male Spade.



| PN | description | dB | volts |
|-------------|--|----|-----------|
| ECCO201120 | fast pulse, fixed decibel | 80 | 12-48V DC |
| ECCO204120 | dual mode, fixed decibel | 80 | 12-48V DC |
| ECCO208120 | loud continuous pulse, fixed decibel | 80 | 12-48V DC |
| ECCO209120E | medium continuous pulse, fixed decibel | 68 | 12-48V DC |

WARNING: Cancer and Reproductive Harm www.P65Warnings.ca.gov.



ECCO® Back-Up Switches

Designed and manufactured for vehicles not equipped with back-up circuits. Item #9130 and ECCOSW30 have 360° of movement and are selectable to normally open or normally closed. Single pole, double throw (S.P.D.T.).



9125

| PN | description | warranty |
|----------|--|----------|
| 9125 | light-duty back-up switch, 12 - 24V DC | 1 year |
| 9130 | heavy-duty back-up switch 12-80V DC | |
| ECCOSW30 | heavy-duty back-up switch, 12-80V DC | |

WARNING: Cancer and Reproductive Harm www.P65Warnings.ca.gov.



Scan for pricing or go to www.delcity.net/catalogpricing

www.delcity.net
info@delcity.net



ECCO® 7 Inch LCD Color Camera Back-Up System Kit

A feature-packed 7.0" LCD high-resolution color monitor with internal controller and CMOS infrared color camera, the ECCOK7000B delivers excellent picture quality even in low-light conditions. Kit includes: 1 ECCOM7000B monitor, 1 ECCOC2013B camera, ECCOM7000B monitor: 7" LCD monitor, 12-24V, permanent mounting, FCC, CE, RoHS approved, 6.85" W x 4.49" H x 0.94" D. C2013B camera: 1/4" CMOS color NTSC 580H x 492V pixels, 120° diagonal lens angle, IP69K, FCC, CE, RoHS approved, 2.92" W x 3.01" H x 2.62" D. TC20-4B cable: 1.5 lbs, 20M or 65'.



ECCOK7000B

| PN | description |
|------------|------------------------------------|
| ECCOK7000B | 7" LCD color backup system kit |
| ECCOM7000B | 7" monitor for ECCOK7000B system |
| ECCOC2013B | color camera for ECCOK7000B system |

WARNING: Cancer and Reproductive Harm www.P65Warnings.ca.gov.



ECCO® 7.0 Inch LCD Color Camera System Kit

The 7" LCD high-resolution touchscreen color monitor included with this system provides the optimal viewing area for mobile CCTV applications. Excellent picture quality is assured even in low-light conditions using ECCO's CMOS color infrared camera. The flat, widescreen monitor allows unobtrusive mounting with a large, easily viewable screen area. Backup camera system expandable up to three cameras (ECCOEC7003K, ECCOEC7003K, ECCOEC2014C, ECCOECTC204) and four cameras (ECCOEC7008WK).



ECCOEC7003M

| PN | description |
|--------------|--|
| ECCOEC7008WK | 7.0" LCD wuad view Color wireless system kit |
| ECCOEC7003K | 7.0" LCD color camera system kit (EC7003M, EC2014C, ECTC204) |
| ECCOEC7003K | 7.0" LCD color camera system kit (EC7003M, EC2014C, ECTC204) |
| ECCOEC2014C | color camera for EC systems |
| ECCOECTC204 | 65' camera transmission cable for EC2014-C and EC2013-B |

WARNING: Cancer and Reproductive Harm www.P65Warnings.ca.gov.



ECCO® LCD Color Camera System Kits

Comprising a feature-packed 4.3", 5", or 5.6" LCD high-resolution touch screen color monitor and color infrared camera, the EC5603-K backup camera system delivers excellent picture quality even in low-light conditions. The compact monitor allows for unobtrusive installation without compromising viewable screen area. System is expandable up to 2 camera (ECCOEC4210BK) and 3 cameras (ECCOEC5603K, ECCOEC5603M, ECCOEC2014C, and ECCOECTC204). CE and RoHS.



ECCOEC5603K

| PN | description |
|--------------|--|
| ECCOEC4210BK | 4.3" LCD color mirror system kit, monitor and camera |
| ECCOEC5603K | 5.6" LCD color camera system kit (ECCOEC5603M, ECCOEC2014C, ECCOECTC204) |
| ECCOEC5603M | 5.6" monitor for EC5603-K system |
| ECCOEC2014C | color camera for EC systems |
| ECCOECTC204 | 65' camera transmission cable for EC2014-C and EC2013-B |

WARNING: Cancer and Reproductive Harm www.P65Warnings.ca.gov.



ECCO® Back-Up Camera System

ECCO wireless camera system utilizes ECCO's unique monitor and camera design. Comprising a feature-packed 5.6" LCD high-resolution touch screen color monitor and CMOS color infrared camera, the EC5605-WK delivers excellent picture quality even in low-light conditions. The compact monitor allows for unobtrusive installation without compromising viewable screen area. System is expandable up to 4 cameras.



ECCOEC5605-WK

| PN | description |
|---------------|--|
| ECCOEC5605-WK | 5.6" wireless backup camera system kit, monitor and camera |
| ECCOEC2014-WC | color wireless camera, 11 infrared leds |

WARNING: Cancer and Reproductive Harm www.P65Warnings.ca.gov.

TOWING



Trailer Hitch Types



Scan for pricing or go to www.delcity.net/catalogpricing

www.delcity.net
info@delcity.net

1 1/4 CLASS 1



GTW Up to 2,000 lbs. **Pin & clip** included when receiver hitch is ordered with suggested ball mount
TW Up to 200 lbs.

1 1/4 CLASS 2



GTW 2,500 - 3,500 lbs. **Pin & clip** included when receiver hitch is ordered with suggested ball mount
TW 250 - 350 lbs.

2 CLASS 3



GTW 3,500 - 8,000 lbs. **WD** Up to 12,000 lbs.
TW 350 - 800 lbs. **WD TW** Up to 1,200 lbs.

2 HEAVY DUTY HD



GTW 10,000 - 12,000 lbs. **WD** 12,000 - 14,000 lbs.
TW 1,000 - 1,200 lbs. **WD TW** 1,200 - 1,400 lbs.

2 XTRA DUTY XD



GTW Up to 15,000 lbs. **WD** Up to 16,000 lbs.
TW Up to 1,500 lbs. **WD TW** Up to 1,600 lbs.

2 1/2 COMMERCIAL DUTY CD



GTW Up to 18,000 lbs. **WD** Up to 18,000 lbs.
TW Up to 1,800 lbs. **WD TW** Up to 1,800 lbs.

2 FRONT MOUNT



GTW 3,000 - 5,000 lbs. **WD** Not available
TW 300 - 500 lbs. **SLP** 9,000 lbs. straight line pull

2 RECREATIONAL VEHICLE



GTW 3,500 - 5,000 lbs. **WD** 3,500 - 6,000 lbs.
TW 350 - 500 lbs. **WD TW** 350 - 600 lbs.

Hitch Selection by Trailer Size









Hitch Selection Guide

Use this table to select the correct class of hitch for your vehicle. Refer to not only vehicle type, but also the trailer(s) that you will be towing. See the CURT hitch application guide at delcity.net/curt for specific hitch availability.







Scan for pricing or go to www.delcity.net/catalogpricing

1.800.654.4757
f:1.800.431.1293

| Trailer Types |  |  |  |  |
|---|---|---|--|--|
| Weight Ratings | Class I 2,000 lbs. GTW 200 lbs. TW | Class II 3,500 lbs. GTW 350 lbs. TW | Class III 3,500 - 6,000 lbs. GTW 350 - 600 lbs. TW | Class IV & V 6,000 lbs. - 18,000 lbs. GTW 600 - 1,800 lbs. TW |
|  Subcompact/ Compact cars | Class I trailer hitches | | | |
|  Sedans/ Minivans | Class I trailer hitches | Class II trailer hitches | Class III trailer hitch with weight distribution hitch | |
|  Light trucks/SUVs | Class I trailer hitches | Class II trailer hitches | Class III trailer hitch with weight distribution hitch | |
|  Full size pickups/ Utility vehicles | Class I trailer hitches | Class II trailer hitches | Class III trailer hitch with weight distribution hitch | Class III trailer hitch with weight distribution hitch or Class IV-V trailer hitch |

| Classes | Class I: Up to 2,000 lbs. GTW |
|---------|--|
| | Class II: 2,500 - 3,500 lbs. GTW |
| | Class III: 3,500 - 8,000 lbs. GTW |
| | Class IV & V: 10,000 - 12,000 lbs. GTW |
| | Xtra Duty & Xtra Duty Plus: 16,000 - 17,000 lbs. GTW |
| | Commercial Duty & Commercial Duty Plus: 18,000 - 20,000 lbs. GTW |

| Estimated Trailer Weight by Length | | | | | | | | | | |
|--|---|------------|------------|------------|------------|------------|------------|------------|------------|------------|
|  Pop-up camper | 11' | 12' | 13' | 14' | 15' | 16' | | | | |
| | 1,100 lbs. | 1,200 lbs. | 1,300 lbs. | 1,400 lbs. | 1,500 lbs. | 1,600 lbs. | | | | |
|  Small camper | 14' | 16' | 18' | 20' | 22' | 24' | 26' | 28' | 30' | 32' |
| | 2,100 lbs. | 2,400 lbs. | 2,700 lbs. | 3,000 lbs. | 3,300 lbs. | 3,600 lbs. | 3,900 lbs. | 4,200 lbs. | 4,500 lbs. | 4,800 lbs. |
|  Large camper | 14' | 16' | 18' | 20' | 22' | 24' | 26' | 28' | 30' | 32' |
| | 2,800 lbs. | 3,200 lbs. | 3,600 lbs. | 4,000 lbs. | 4,400 lbs. | 4,800 lbs. | 5,200 lbs. | 5,600 lbs. | 6,000 lbs. | 6,400 lbs. |
|  5th Wheel | Refer to owner's manual for weight specification, towing capabilities and limitations | | | | | | | | | |

For more information, contact the CURT Technical Support line at 800.798.0813.

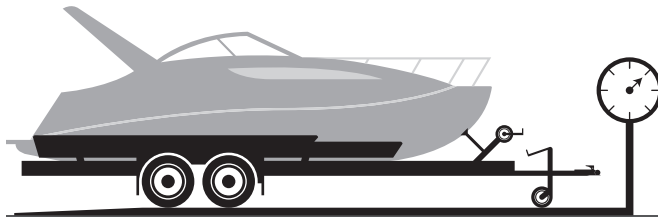

Understanding Towing



Scan for pricing or go to www.delcity.net/catalogpricing

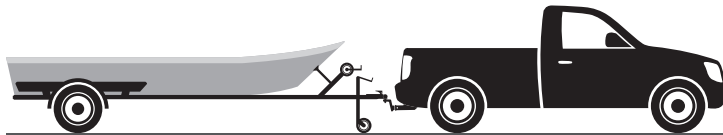
www.delcity.net
info@delcity.net

It is very important to review an operator's manual before purchasing a towing system. The vehicle manual has helpful information about your vehicle's capabilities and limitations. Please be aware of the different laws and restrictions which exist when towing from state to state. The State Patrol is a good resource for information.



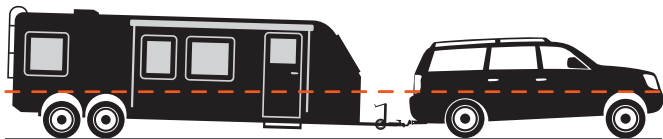
Gross Trailer Weight (GTW)

The gross trailer weight is the weight of the trailer and cargo. Measure this by putting the fully loaded trailer on a vehicle scale.



Weight Carrying (WC)

The total weight of both the trailer and the cargo inside. Never exceed the weight capacity of your trailer hitch. This applies to loads without a weight distribution hitch installed.



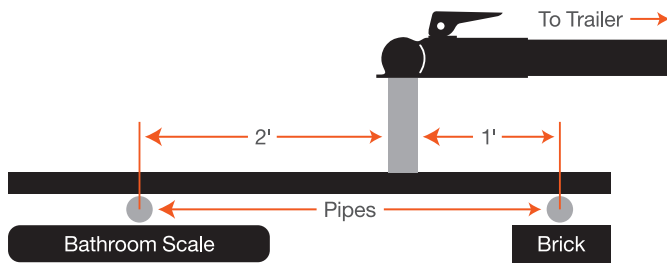
Without weight distribution



With weight distribution

Weight Distribution (WD)

Used to balance the weight of the cargo between the front and rear wheels throughout the trailer, allowing for better steering, braking and level riding. Not to be used on class I or II receiver, or with surge brakes.



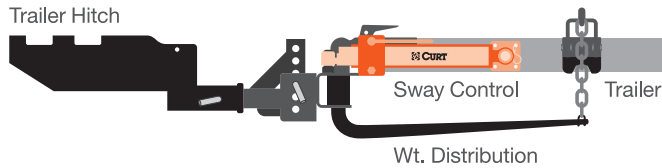
Tongue Weight (TW)

The downward force exerted on the hitch ball by the coupler. The tongue weight will vary depending on where the load is positioned in relationship to the trailer axle(s). To measure the tongue weight, use either a commercial scale or a bathroom scale with the coupler at towing height. When using a bathroom scale, use the method shown and multiply the scale reading by three.



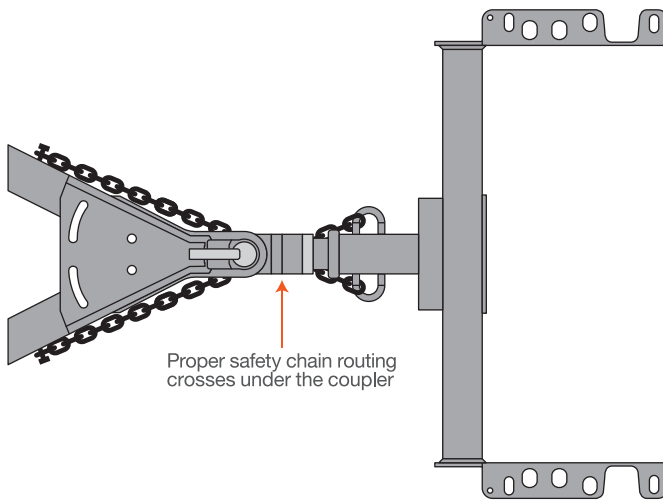
Scan for pricing or go to www.delcity.net/catalogpricing

1.800.654.4757
f:1.800.431.1293



Sway Control

A device used to reduce the lateral movements of the trailer that are caused by the wind. This may be used in conjunction with a weight distribution hitch or alone. Do not use this on a class I or II hitch, or with surge brakes.

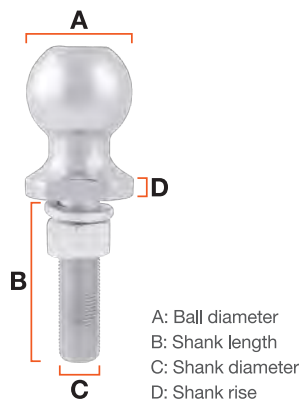


Safety Chains

Safety chains are required by law and should be crossed under the tongue of the trailer so that the tongue will not drop to the road if it becomes separated from the hitch. Always leave enough slack so you can turn. Never allow the safety chains to drag on the ground and never attach the chains to the bumper. Trailer classification: safety chain breaking force—minimum

- Class I: 2,000 lbs. (8.9 kN)
- Class II: 3,500 lbs. (16.5 kN)
- Class III: 5,000 lbs. (22.2 kN)

Each safety chain or safety cable must equal or exceed the GTW of the trailer.



Trailer Balls

Connection from the hitch to the trailer. There are many factors that determine the correct hitch ball:

- Most important is the hitch ball's gross trailer weight rating.
- The mounting platform must be at least 3/8" thick.
- The hole diameter must not be more than 1/16" larger than the threaded shank.

Every time you tow, check the nut and lock washer to make sure they are fastened securely.



Scan for pricing or go to www.delcity.net/catalogpricing

www.delcity.net
info@delcity.net



Ball Mounts

The ball mount is placed inside the opening of the receiver hitch which is mounted to the vehicle. Make sure a hitch pin and clip is properly securing the ball mount to the receiver hitch before you begin towing.



Couplers

The component that is placed over the trailer ball to connect the vehicle to the trailer. Coupler size must match the size of the hitch ball. Ensure the coupler handle is securely fastened. Trailer coupler size determines trailer ball size. Be sure your coupler is properly adjusted to the ball you are using.



Bumper Hitches

The hitch application is used only for light weight towing, including bike racks and cargo carriers. Towing should not exceed vehicle bumper's gross towing weight. Hitch capacities are limited to bumper capacities. Do not use a weight distribution hitch with these products.



Hitch Pins/Locks

For securing all ball mounts to receiver style hitches. Hitch locks protect against ball mount theft.



Receiver Hitches

The primary device attached to the vehicle, which allows you to tow. It is very important to choose the correct class of receiver hitch. Gross trailer weight and tongue weight will determine the hitch that is needed. Do not exceed the lowest rating of any component of your towing system. See the CURT hitch application guide at delcity.net/curt for specific hitch availability.

Class 1

Ball Mount, Pin & Clip Included
Up to 2,000 lbs. GTW
Up to 200 lbs. TW
1¼" Receiver Tube

Class 2

Ball Mount, Pin & Clip Included
2,500–3,500 lbs. GTW
250–350 lbs. TW
1¼" Receiver Tube

Class 3

(Round Tube)
3,500–8,000 lbs. GTW
350–800 lbs. TW
Up to 12,000 lbs. WD
Up to 1,200 lbs. WDTW
2" Receiver Tube

Heavy-Duty

10,000–12,000 lbs. GTW
1,000–1,200 lbs. TW
12,000–14,000 lbs. WD
1,200–1,400 lbs. WDTW
2" Receiver Tube

Xtra Duty

Up to 15,000 lbs. GTW
Up to 1,500 lbs. TW
Up to 16,000 lbs. WD
Up to 16,600 lbs. WDTW
2" Receiver Tube

Commercial Duty

Up to 18,000 lbs. GTW
Up to 1,800 lbs. TW
Up to 18,000 lbs. WD
Up to 1,800 lbs. WDTW
2½" Receiver Tube







Front Mount

Up to 5,000 lbs. GTW
Up to 500 lbs. TW
9,000 lbs. Straight Line Pull
2" Receiver Tube

RV Receiver Hitches

3,500–5,000 lbs. GTW
350–500 lbs. TW
3,500–6,000 lbs. WD
350–600 lbs. WDTW
2" Receiver Tube

Estimated Trailer Only Weights

| | | |
|---|--|--|
|  Boat trailer | Aluminum trailer 12-15 feet - Trailer weight: 200 lbs. 16-20 feet - Trailer weight: 300 lbs. | Fiberglass trailer Up to 17 feet - Trailer weight: 200 lbs. 18-20 feet - Trailer weight: 300 lbs. 21-22 feet - Trailer weight: 570 lbs. 22-24 feet - Trailer weight: 670 lbs. |
|  Utility trailer | Single axle 8 feet - Trailer weight: 320 lbs. 10 feet - Trailer weight: 360 lbs. | Tandem axle 12 feet - Trailer weight: 1,200 lbs. 16 feet - Trailer weight: 1,300 lbs. 20 feet - Trailer weight: 1,500 lbs. |
|  Recreational vehicle | Motorcycles, ATVs, Personal watercraft, Snowmobiles Carries two (8 feet) - Trailer weight: 350 lbs. Carries four (14 feet) - Trailer weight: 980 lbs. | |
|  Toyhauler | Toyhaulers 20 feet - Trailer weight: 4,100 lbs. 28 feet - Trailer weight: 6,600 lbs. 37 feet - Trailer weight: 12,000 lbs. | |
|  Livestock/Horse | Livestock trailers (gooseneck pull) 16 feet - Trailer weight: 3,500 lbs. 20 feet - Trailer weight: 4,000 lbs. 28 feet - Trailer weight: 5,000 lbs. 36 feet - Trailer weight: 7,200 lbs. | Horse trailers (bumper pull) One horse - Trailer weight: 1,800 lbs. Two horses - Trailer weight: 3,100 lbs. Four horses - Trailer weight: 4,500 lbs. |
|  Camper/5th Wheel | Campers 11 feet - Trailer weight: 1,200 lbs. 17 feet - Trailer weight: 2,300 lbs. 23 feet - Trailer weight: 4,200 lbs. 30 feet - Trailer weight: 4,800 lbs. | 5th wheels 26 feet - Trailer weight: 5,900 lbs. 31 feet - Trailer weight: 7,800 lbs. 35 feet - Trailer weight: 10,200 lbs. |



Scan for pricing or go to www.delcity.net/catalogpricing

1.800.654.4757
f:1.800.431.1293

Passenger Car & Truck Styles

Trunk hinges below window



2-door coupe



4-door sedan

Trunk hinges at roof (including window)



3-door hatchback



5-door hatchback



5-door wagon

Truck: Chassis design



Short bed/Long bed



Cab/Chassis



Dual rear wheels

Truck: Cab design



Regular cab



Extended cab



Crew cab



Quad cab

Vans, Minivans SUVs and CUVs



Van



SUV/CUV



Minivan



Extended SUV

Bumper Styles



Standard



Step



Tube



Deep Drop | Cowboy



Roll Pan (flush with tailgate)

Hitches



Scan for pricing or go to www.delcity.net/catalogpricing

www.delcity.net
info@delcity.net



Curt trailer hitches offer the best quality and dependability in towing. Easily find trailer hitches for the make and model of your car, truck and RV, as well as, trailer hitch parts and accessories for hooking your towing application.



5th Wheel Hitches

To fit any lifestyle and any budget, CURT 5th wheel hitch options are divided into three distinct series: our articulating A-series with an easy-to-operate handle, our quiet Q-series for a smooth ride and our economic E-series for a budget-friendly option.



Towing Accessories

Whether it's a ball mount, trailer ball, trailer hitch lock or hitch cover, CURT has the towing accessories you need to outfit your vehicle and trailer for a safe, successful journey. Our trailer hitch accessories allow you to make the most of your adventure and enjoy every mile. Includes: front mount accessories, hitch tube covers, tow mirrors and wheel chocks, safety pins, hitch pins and wheel bearings etc.



Specialized Towing/Weight Distribution

CURT WD hitches come with a heavy-duty head and forged spring bars. Kits include a pre-torqued trailer ball and sway control unit.



Towing Electrical

CURT empowers your towing adventures with a complete line of towing electrical products. From our trailer brake controllers to custom trailer wiring, the majority of our products are plug-and-play to eliminate the need for splicing, and all are built for long-lasting reliability.



Gooseneck Hitches

Each CURT Gooseneck hitch is engineered for maximum towing power and fully tested in-house to give you confidence on the job. Some of our leading Gooseneck hitches include our OEM-style and Double Lock EZr™ with one-person installation. All Gooseneck hitches are tested to SAE J2638 standards for safety.



Cargo Management

CURT bike racks and cargo carriers add convenient storage room, while our cargo straps, tie-downs, weather-resistant cargo bags and cargo nets keep items secure.

Quickly find the receiver you need at delcity.net and utilize the simple and easy hitch selector guide.



Scan the code for a direct link to our hitch selector guide.

Trailer Wire Color Codes

recreational vehicles 7-way connectors

| no. | color | circuits | recommended wire gauge |
|-----|--------|--------------------------------|------------------------|
| 1 | White | ground return | 10 gauge |
| 2 | Blue | electric brake | 12 gauge |
| 3 | Green | tail, license & running lights | 14 gauge |
| 4 | Black | battery charge | 10 gauge |
| 5 | Red | stop & left hand turn signal | 14 gauge |
| 6 | Brown | stop & right hand turn signal | 14 gauge |
| 7 | Yellow | auxiliary circuit | 14 gauge |

universal 6-way connectors

| no. | color | circuits |
|-----|--------|-------------------|
| 1 | White | ground return |
| 2 | Brown | tail lights |
| 3 | Yellow | left turn |
| 4 | Red | stop |
| 5 | Green | right turn |
| 6 | Blue | auxiliary circuit |



Scan for pricing or go to www.delcity.net/catalogpricing

1.800.654.4757
f:1.800.431.1293

heavy-duty 7-way connectors

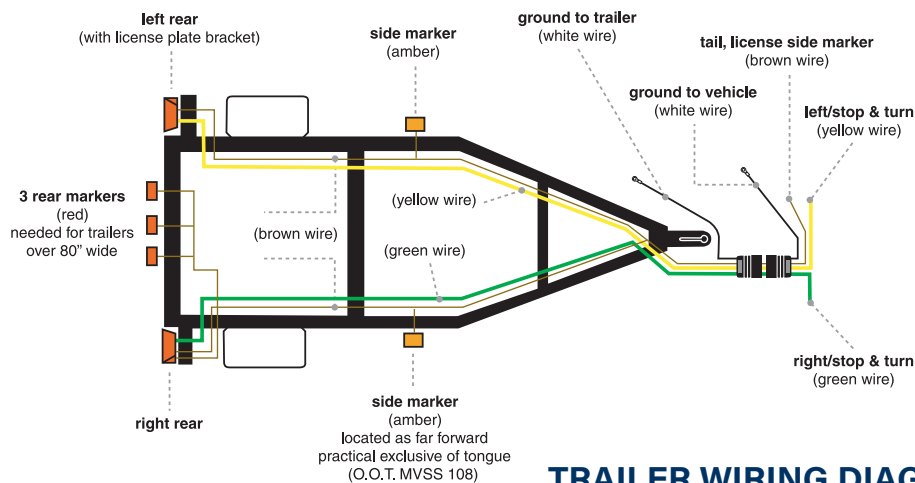
| no. | color | circuits | recommended wire gauge | FMVSS-121 anti-lock |
|-----|--------|--|------------------------|---------------------|
| 1 | White | ground return | 10 gauge | 8 gauge |
| 2 | Black | clearance, side marker & identification lamps | 12 gauge | 12 gauge |
| 3 | Yellow | left turn & hazard signal | 12 gauge | 12 gauge |
| 4 | Red | stop lamps & anti-lock devices | 12 gauge | 10 gauge |
| 5 | Green | right turn signal & hazard signal | 12 gauge | 12 gauge |
| 6 | Brown | tail, rear clearance, marker & license plate lamps | 12 gauge | 12 gauge |
| 7 | Blue | auxiliary circuit | 12 gauge | 12 gauge |

universal 4-way connectors

| no. | color | circuits |
|-----|---------------|---------------------------|
| 1 | White | ground return |
| 2 | Green | right turn & brake lights |
| 3 | Yellow or Red | left turn & brake lights |
| 4 | Brown | tail lights |

INFORMATION

NOTE: Check all circuits before operating vehicle.



TRAILER WIRING DIAGRAM

SPECIAL NOTE


If our catalog does not have the correct wire color or gauge size needed for your application, a custom molded connector can be manufactured to your specification. Minimum order quantities will apply.

Connectors



Scan for pricing or go to www.delcity.net/catalogpricing

www.delcity.net
info@delcity.net



Molded Connectors

All molded connectors are manufactured with 16 gauge copper wire, except the 8-contact connector that is manufactured with 3-12 gauge and 5-16 gauge wires. All 4-contact flat connectors are molded with an Easy Grip® for fast and easy disconnect. Color coding in accordance with SAE recommended practice. RoHS.

SPECIAL NOTE

All male connectors are shown on the left, and all female connectors are pictured on the right.

trailer = male tow vehicle = female

| PN | contact | shape | end only | | wire length | | | |
|-------|---------|--------|----------|--------|-------------|-----|-----|---|
| | | | male | female | 8" | 48" | 60" | |
| 74175 | 1 | flat | X | | X | | | |
| 74195 | | | | X | | | | |
| 74275 | 2 | flat | X | | X | | | |
| 74295 | | | | X | | | | |
| 74255 | | | | | | X | | |
| 74285 | | | | | | X | | |
| 74245 | | | | | | X | | X |
| 74375 | 3 | flat | X | | X | | | |
| 74395 | | | | X | | X | | |
| 74355 | | | | X | | X | | |
| 74385 | | | | X | | X | | |
| 74475 | 4 | flat | X | | X | | | |
| 74495 | | | | X | | X | | |
| 74455 | | | | X | | X | | |
| 74485 | | | | X | | X | | |
| 74445 | | | X | | | X | | |
| 74075 | | square | X | | X | | | |
| 74095 | | | | X | | X | | |
| 74055 | | | | X | | X | | |
| 74085 | | | X | | X | | | |
| 74505 | 5 | flat | X | | X | | | |
| 74510 | | | | X | | X | | |
| 74530 | | | | X | | X | | |
| 74535 | | | | X | | X | | |
| 74675 | 6 | square | X | | X | | | |
| 74695 | | | | X | | X | | |
| 74655 | | | | X | | X | | |
| 74685 | | | | X | | X | | |
| 74875 | 8 | square | X | | X | | | |
| 74895 | | | | X | | X | | |
| 74855 | | | | X | | X | | |
| 74885 | | | | X | | X | | |

⚠ WARNING: Cancer and Reproductive Harm www.P65Warnings.ca.gov.

| contacts | male end | wire colors | female end |
|----------|----------|---|------------|
| 2 | | 1, brown 2, red | |
| 3 | | 1, green 2, yellow 3, brown | |
| 4 flat | | 1, green 2, yellow 3, brown 4, white | |
| 4 square | | 1, green 2, brown 3, yellow 4, white | |



1-contact connector



2-contact flat connector



3-contact flat connector



4-contact flat connector



5-contact square connector



5-contact flat connector



6-contact square connector



8-contact square connector

Molded Connectors with a Loop

Molded trailer connectors are manufactured with a loop of 16 gauge copper primary wire between a male and female end, except 8-contact which are manufactured with 3-12 gauge and 5-16 gauge copper wires. Four-contact, flat connectors are molded with an Easy Grip™ for fast and easy disconnects. Loop may be cut to the desired length for splicing into a wiring assembly. RoHS.

SPECIAL NOTE

If our catalog does not have the correct wire color or gauge size needed for your application, a custom molded connector can be manufactured to your specification. Minimum order quantities will apply.

| PN | contact | shape | wire loop | | | |
|-------|---------|--------|-----------|-----|-----|-----|
| | | | 12" | 48" | 60" | 72" |
| 74115 | 1 | flat | X | | | |
| 74165 | | | | X | | |
| 74215 | 2 | flat | X | | | |
| 74265 | | | | X | | |
| 74225 | 3 | flat | | | X | |
| 74315 | | | X | X | | |
| 74365 | 4 | flat | | | X | |
| 74325 | | | X | | X | |
| 74415 | 4 | flat | X | | | |
| 74465 | | | | X | | |
| 74425 | 5 | square | | X | | |
| 74515 | | | X | | | |
| 74565 | 5 | square | | X | | |
| 74525 | | | | | X | |
| 74520 | 5 | flat | X | | | |
| 74540 | | | | X | | |
| 74560 | 6 | square | | | | X |
| 74615 | | | X | | | |
| 74665 | 6 | square | | X | | |
| 74625 | | | | | X | |
| 74815 | 8 | square | X | | | |
| 74865 | | | | X | | |
| 74825 | | | | | X | |

WARNING: Cancer and Reproductive Harm www.P65Warnings.ca.gov.

Protective Covers

Protective covers for both male and female 4-way flat molded connectors.



73090

WARNING: Cancer and Reproductive Harm www.P65Warnings.ca.gov.

'Kwik Connect' Jumper

36" loop of 16 gauge wire, with 4-way male connectors on each end for connecting 'knockout' connector on trailer to 'knockout' on car end.



74045

WARNING: Cancer and Reproductive Harm www.P65Warnings.ca.gov.

| contacts | male end | wire colors | female end |
|----------|----------|---|------------|
| 5 square | | 1, green 2, blue 3, yellow 4, brown 5, white | |
| 5 flat | | 1, blue 2, green 3, yellow 4, brown 5, white | |
| 6 | | 1, yellow 2, brown 3, white 4, green 5, blue 6, black | |
| 8 | | 1, green 2, blue 3, gray 4, yellow 5, brown 6, black 7, red 8, white | |

red, white, black wires = 12 gauge; green, blue, brown, yellow, gray = 16 gauge



Scan for pricing or go to www.delcity.net/catalogpricing

1.800.654.4757
f:1.800.431.1293



Scan for pricing or go to www.delcity.net/catalogpricing

www.delcity.net
info@delcity.net



74405
Patent No.
4,6,29,268

Knockout Connector

Four-way female molded trailer connector. Weather-proof dust cover. Mates with most 4-way conventional male plugs on the market. Molded with 30" of 16 gauge wire, it's long enough to reach either side of the towing vehicle to tap into the trailer lights. The wires are color-coded: green, yellow, brown and white. Item 70985 is very simple to install, no holes to drill. RoHS.

| PN | description | PN | description |
|-------|---------------------------|-------|------------------|
| 74405 | knockout molded connector | 70985 | mounting bracket |

⚠ WARNING: Cancer and Reproductive Harm www.P65Warnings.ca.gov.

EZ Connector Trailer Connectors

Waterproof and corrosion-resistant to dramatically improve the reliability of the vehicle/trailer connection. The patented EZ Connector plugs use spring-loaded face-to-face contacts that eliminate drawbacks such as arcing and socket/pin abrasion from frequent cycling. Neodymium magnets hold the plug and socket together rather than a latch to provide additional support, keeping the plug and socket affixed in a variety of conditions such as vibration, abrupt movement and bumpy road conditions. EZ Connector is available in the original EZR7 connector kits and the updated EZS7 connectors in separate vehicle and trailer sides. Adapters, brackets, and clips for installation are also available.



72200

EZS7 7-Way Socket – Vehicle Side Connectors

| PN | application | cable length | bumper/bed | installation | EZ Connector PN |
|-------|-----------------|--------------|------------|-----------------|-----------------|
| 72200 | universal | 4" leads | bumper | hardwire splice | S7-05 |
| 72202 | Ford/GM/New | - | bumper | plug n play | S7-06 |
| 72212 | 1995-2008 Dodge | - | bumper | plug n play | S7-06D |
| 72204 | universal | 4' cable | bed | hardwire splice | S7-08 |
| 72206 | Ford/GM/New | 7' cable | bed | t-connector | S7-09 |

⚠ WARNING: Cancer and Reproductive Harm www.P65Warnings.ca.gov.



72201

EZS7 7-Way Plug – Trailer Side Connectors

| PN | description | cable length | EZ Connector PN |
|-------|--|--------------|-----------------|
| 72201 | connection kit with storage | 4' | S7-07 |
| 72203 | connection kit with storage | 6' | S7-07-06 |
| 72205 | connection kit with storage | 10' | S7-10 |
| 72112 | self-closing trailer plug for storage only | - | S7-12 |

⚠ WARNING: Cancer and Reproductive Harm www.P65Warnings.ca.gov.



72400

EZR7 Original Kits – Includes Plug & Socket

| PN | application | installation | trailer side wire | truck side wire | EZ Connector PN |
|-------|-------------|--------------|-------------------|-----------------|-----------------|
| 72400 | universal | hardwired | 4' | 2' | R7-07 |
| 72402 | Ford/GM/New | T-connector | 4' | 2' | R7-02 |
| 72406 | universal | truck only | - | 2' | R7-05 |
| 72111 | dummy plug | replacement | - | - | R7-11 |

⚠ WARNING: Cancer and Reproductive Harm www.P65Warnings.ca.gov.



72600

EZ Connector Mounting Brackets & Clips

| PN | style | location | application | EZ Connector PN |
|-------|----------------|-------------------------------|---------------------------|-----------------|
| 72604 | screws | mounting bracket | universal | S7-61 |
| 72600 | mounting clips | under bumper dbl door bracket | OEM Ford | S7-60F |
| 72602 | mounting clips | sgl socket hole/bracket | OEM GM/Nissan | S7-60G |
| 72606 | no-drill clips | 2 door hole in bumper | OEM GM/Ford/Nissan/Toyota | S7-60B2 |
| 72608 | no drill clips | double door hole in bumper | OEM Ram left | S7-60DL |
| 72610 | no drill clips | double door hole in bumper | OEM Ram right | S7-60DR |

⚠ WARNING: Cancer and Reproductive Harm www.P65Warnings.ca.gov.



EZ plug side 72052
7-way socket side

EZ Connector Adapters

| PN | from | to | EZ Connector PN |
|-------|---------|--------------|-----------------|
| 72052 | EZ Plug | 7-Way Socket | R7-52 |
| 72056 | EZ Plug | 6-Way Socket | R7-56 |
| 72054 | EZ Plug | 4-Way Socket | R7-54 |

⚠ WARNING: Cancer and Reproductive Harm www.P65Warnings.ca.gov.



72113

Trailer Cable Pogo

Eliminates damaged connectors resulting from being drug on the ground when not hooked up or stored properly. Works with both EZ Connector systems and traditional towing equipment.

⚠ WARNING: Cancer and Reproductive Harm www.P65Warnings.ca.gov.

Brake Controllers & Accessories



63001

2-6 Brake Controller Timed Electric

This brake controller works with any trailer with 2 to 6 electric brakes (1-3 axles). The time based electric control features an LED indicator that brightens as it applies force to the trailer brakes. A manual brake control lever and adjustable thumb allow for output control. The solid state circuitry eliminates the need for unit to be leveled. Mounting hardware and instructions are included.

⚠ WARNING: Cancer and Reproductive Harm www.P65Warnings.ca.gov.



63003

2-8 Brake Controller Timed Electric - Digital

This brake controller works with any trailer with 2 to 8 electric brakes (1-4 axles). The time based electric control features an LED indicator that brightens as it applies force to the trailer brakes. A manual brake control lever and adjustable thumb wheel allow for output control. The solid state circuitry eliminates the need for unit to be leveled. Also incorporated is a self-diagnostic system that continually monitors trailer connection and checks for short circuits. Mounting hardware and instructions are included.

⚠ WARNING: Cancer and Reproductive Harm www.P65Warnings.ca.gov.



63005

2-8 Brake Controller Dual Axis Accelerometer

This brake controller controls any trailer with 2-8 electric brakes (1-4 axles). It uses an advanced accelerometer mechanism to sense when the vehicle is slowing and responds with the appropriate brake pressure to provide a seamless stop. Mounts in a variety of angles above or below the dash and is self-leveling – no setup required. Digital display provides brake-force details, and self diagnostics continually monitor trailer connection and check for short circuits. Simple push-button calibration with manual brake control lever and adjustable thumb wheel output control. Compatible with electric over hydraulic systems and with electronic systems (anti-lock brakes and cruise control). Mounting hardware and instructions are included.

⚠ WARNING: Cancer and Reproductive Harm www.P65Warnings.ca.gov.

63014
FORD 2009-1994



63018
universal wire harness

Wire Harnesses

Mates your brake controller directly to your OEM's wire harness with no cutting or splicing. OEM harness includes dual mating connectors; wires are encased in slit loom.

⚠ WARNING: Cancer and Reproductive Harm www.P65Warnings.ca.gov.



63002

Breakaway Kit

Includes battery, battery charger, case, breakaway switch with pin and cable and mounting hardware. Easily installs on tongue or trailer frame. Rechargeable 12V, 5 amp/hr battery. Rugged, lockable case holds battery and charger. Recommended for use on all trailers with 2, 4 or 6 electric brakes.

⚠ WARNING: Cancer and Reproductive Harm www.P65Warnings.ca.gov.



74993

Breakaway Switch

48" covered steel cable with loop. 48" wire leads that connect to the breakaway battery unit. Durable plastic housing mounted to steel bracket with a .250" mounting hole for easy single screw installation. For use with electric trailer brake systems.

⚠ WARNING: Cancer and Reproductive Harm www.P65Warnings.ca.gov.



Trailer/Tail Light Converters

Convert your vehicle's stop/tail/turn signal outputs into the needed trailer signals. They are ideal for cars and trucks with separate bulbs for stop and turn signal operations, but need to operate trailers that utilize the same bulb for both operations. Rated up to 3A for 12V DC.

| PN | length | conversion |
|-------|--------|-------------------|
| 74991 | 18" | 3 to 2 |
| 74995 | 60" | 5 to 4 |
| 74993 | 12" | 5 to 4 w/plug end |

⚠ WARNING: Cancer and Reproductive Harm www.P65Warnings.ca.gov.



Scan for pricing or go to www.delcity.net/catalogpricing

1.800.654.4757
f:1.800.431.1293



Scan for pricing or go to www.delcity.net/catalogpricing

www.delcity.net
info@delcity.net



74997

Tekonsha Zero Contact Interface Trailer Light Power Module

Sensors snap over wires to detect current and engage trailer lights. ZCI is the only product in the industry that has zero contact with the vehicle's lighting system. Works with all known vehicle systems, including standard 2 or 3 wire systems, PWM (Pulse Width Modulation) systems, multiplexing systems, and low-side switching. Rated up to 4.2A for turn/stop, and 7.5A for taillight trailer circuits.

| PN | turn/stop rating | trailer taillight rating |
|-------|------------------|--------------------------|
| 74997 | 4.2A | 7.5A |

⚠ WARNING: Cancer and Reproductive Harm www.P65Warnings.ca.gov.

Trailer Connector Adapters

| PN | Pollak PN | connector end | connector end | style |
|---------|-----------|-----------------------|------------------------|-----------|
| 73010DL | - | 6-way round pin plug | 4-way flat female | one piece |
| 73011 | - | 7-way round pin plug | 4-way flat female | one piece |
| 73012 | - | 7-way RV blade plug | 4-way flat female | one piece |
| 73013 | - | 7-way RV blade plug | 6-way round pin socket | one piece |
| 73014 | - | 4-way round pin plug | 4-way flat female | one piece |
| 73016 | - | 7-way RV blade plug | 5-way flat female | one piece |
| 73023 | 12-743 | 7-way RV blade plug | 4-way flat female | harness |
| 73021 | 12-727 | 7-way RV blade plug | 7-way round pin socket | harness |
| 73015 | 12-724 | 7-way round pin plug | 7-way RV blade socket | harness |
| 73018 | 12-725 | 6-way round pin plug | 7-way RV blade socket | harness |
| 73019 | 12-726 | 4-way flat male | 7-way round pin socket | harness |
| 73024 | 11-896 | 7-way RV blade socket | 12V DC plug | one piece |

⚠ WARNING: Cancer and Reproductive Harm www.P65Warnings.ca.gov.



73010DL



73011



73012



73016



73097

73095



Trailer Connector Tester

LED trailer connector tester confirms and analyzes tail light, turn signal and ground connections from your vehicle.

| PN | description |
|-------|---|
| 73095 | 4-way flat trailer connector tester |
| 73097 | 7-way RV Blade trailer connector tester |

⚠ WARNING: Cancer and Reproductive Harm www.P65Warnings.ca.gov.

Trailer Plugs, Sockets & Accessories



73725

7-Way Round Pin Metal Trailer Connectors

Cadmium plated socket and plug are manufactured from heavy gauge, drawn steel. Interchangeable with most brands and feature a polarizing round brass contact. The socket cover locks the plug into place when in use and remains closed when unused to keep out moisture and debris. Mounting is 2¹⁵/₁₆" center-to-center. Rated to 40A @ 6-28V DC. Item 73733 features moisture-resistant Weather-Beater seal and protective grease.

| PN | description | Pollak PN |
|-------|---------------------|-----------|
| 73725 | plug | - |
| 73733 | Weather-Beater plug | 11-902 |
| 73735 | socket | - |

⚠ WARNING: Cancer and Reproductive Harm www.P65Warnings.ca.gov.



70812

70811

7-Way ISO Type Round Pin Metal Trailer Connectors

Rated to 40A at 6-28V DC.

| PN | description | Pollak PN |
|-------|--------------------|-----------|
| 70811 | plug w/cable guard | 12-811EP |
| 70812 | socket | 12-812EP |

⚠ WARNING: Cancer and Reproductive Harm www.P65Warnings.ca.gov.



73740

73731

7-Way Round Pin Nylon Trailer Connectors

Manufactured from nylon material to help eliminate corrosion, rust and poor appearance. Socket cover locks the plug into place when in use, and remains closed when unused to keep out moisture and debris. Mounting is 2¹⁵/₁₆" center-to-center. Rated to 40A @ 6-28V DC. Items 73731 & 73732 feature moisture-resistant Weather-Beater seal and protective grease.

| PN | description | Pollak PN |
|-------|------------------------------------|-----------|
| 73721 | plug | 11-704 |
| 73731 | Weather-Beater plug | 11-904 |
| 73732 | Weather-Beater plug w/ cable guard | 11-910 |
| 73740 | socket | 11-723 |

⚠ WARNING: Cancer and Reproductive Harm www.P65Warnings.ca.gov.



9000

7-Way Round Pin Coiled Trailer Cable

Designed to withstand the toughest environments for the heavy-duty tractor/trailer industry. The patented Xenoy® plugs are virtually destruction and corrosion proof with a temperature rating of -56°C to 204°C (-70°F to 400°F). Lightweight and a locking grit that will not disengage from a pull force of up to 480 lbs. The wire jacket resists chemicals, cutting, abrasion, gasoline, ozone, water, solvents, sunlight and is designed with a sag-proof memory coil.

| PN | length | material | gauge/conductor |
|------|--------|---------------------------|--------------------------|
| 9000 | 12' | green ABS coiled cable | 4-12 ga, 2-10 ga, 1-8 ga |
| 9005 | 15' | | |
| 9010 | 12' | black jacket coiled cable | 6-12 ga, 1-10 ga |
| 9015 | 15' | | |

⚠ WARNING: Cancer and Reproductive Harm www.P65Warnings.ca.gov.



77737

7-Way Sockets with Replaceable Circuit Breakers

Provides easy serviceability of circuit breakers. Split round pin sockets.

| PN | description | Pollak PN |
|-------|-----------------|-----------|
| 77737 | socket, 20 Amp | 11-737 |
| 77739 | socket, 30 Amp | 11-739 |
| 77801 | housing gasket | 11-801 |
| 77802 | adapter housing | 11-802P |

⚠ WARNING: Cancer and Reproductive Harm www.P65Warnings.ca.gov.



73745

73685

7-Way Connector Accessories

| PN | description | fits | Pollak PN |
|-------|-------------|---------------------|-----------|
| 73745 | cable guard | 73725, 73731, 73733 | 11-763 |
| 73685 | boot | 73735, 73740 | 11-761 |

⚠ WARNING: Cancer and Reproductive Harm www.P65Warnings.ca.gov.



Scan for pricing or go to www.delcity.net/catalogpricing

1.800.654.4757
f:1.800.431.1293



Scan for pricing or go to www.delcity.net/catalogpricing

www.delcity.net
info@delcity.net



7-Way Metal Mobile Home/RV Blade Connectors

The flat pin socket and plug are manufactured from steel material to provide strength and durability. The socket's locking latch ensures a positive connection and prevents accidental plug disengagement. Socket and plug wire connections are labeled with industry standard markings. 70975 is a rust-proof bracket for mounting 73675 socket. Rated to 20A @ 12V DC.



| PN | description |
|-------|-------------|
| 73665 | plug |
| 73675 | socket |

| PN | description |
|-------|------------------|
| 70975 | mounting bracket |

WARNING: Cancer and Reproductive Harm www.P65Warnings.ca.gov.



7-Way Nylon Mobile Home/RV Blade Connectors

The flat pin socket and plug are manufactured from nylon material to help eliminate corrosion, rust and overall poor appearance. The socket's locking latch ensures a positive connection and prevents accidental plug disengagement. Socket and plug wire connections are labeled with industry standard markings. 70955 is zinc-plated with an e-coating finish, for mounting with socket 73771. Rated to 20A @ 12V DC.



| PN | configuration | description |
|-------|---------------|--------------|
| 73770 | SAE | nylon plug |
| 73771 | SAE | nylon socket |
| 74770 | traditional | nylon plug |

| PN | configuration | description |
|-------|---------------|------------------|
| 74771 | traditional | nylon socket |
| 70955 | — | mounting bracket |

WARNING: Cancer and Reproductive Harm www.P65Warnings.ca.gov.



7-Way RV Blade Connector Harnesses

Nylon plug with cable assembly.

| PN | length | Pollak PN |
|-------|--------|-----------|
| 73753 | 3 ft. | 14-116 |

| PN | length | Pollak PN |
|-------|--------|-----------|
| 73754 | 8 ft. | 14-117 |

WARNING: Cancer and Reproductive Harm www.P65Warnings.ca.gov.



7-Way RV Blade OEM Style Socket & Harness Kit

Kit includes 4 ft. harness with connector and mounting bracket. T-connector adapter quickly installs a 2nd RV socket. Replacement socket mates with T-connector adapter.

| PN | description | Pollak PN |
|-------|---|-----------|
| 73750 | OEM style RV blade socket and harness kit | 11-898 |
| 73752 | T-connector adapter | 11-932 |
| 73751 | OEM style RV blade replacement socket | 11-893 |

WARNING: Cancer and Reproductive Harm www.P65Warnings.ca.gov.



CURT™ Multi-function Sockets w/Back-up Alarms

Replace existing RV style sockets with these multi-function sockets. Each accepts standard RV style plugs, but also incorporates a four-way molded plug, eliminating the need for easy-to-lose adapters. For added safety, a back-up alarm is manufactured into the design to alert others when vehicle is in reverse.

| PN | description | vehicle |
|-----------|-------------------------------------|-----------|
| CURT57100 | 7-way RV socket w/4-way molded plug | Dodge |
| CURT57101 | 7-way RV socket w/4-way molded plug | GM/Ford |
| CURT57102 | 7-way RV socket w/4-way molded plug | Universal |

WARNING: Cancer and Reproductive Harm www.P65Warnings.ca.gov.



CURT™ OEM Replacement Harnesses

Replace existing worn-out harnesses or sockets. Manufactured from nylon material for durability. Compatible with existing wiring.

| PN | description |
|-----------|---|
| CURT57100 | 7-way RV socket w/4-way molded plug |
| CURT57101 | 7-way RV socket w/4-way molded plug |
| CURT57102 | 7-way RV socket w/4-way molded plug |
| CURT55384 | harness adds 4-way flat molded connectors |
| CURT56574 | harness adds 5-way flat molded connectors |
| CURT55515 | OEM replacement 4-way flat |
| CURT56515 | OEM replacement 5-way flat |
| CURT55664 | OEM connector, gives 6-way & 4-way multi socket |
| CURT55774 | OEM connector, gives 7-way & 4-way multi socket |
| CURT55415 | US car replacement socket for 7-way OEM Ford, GM & Nissan |
| CURT57101 | 7-way RV socket w/4-way molded plug |

WARNING: Cancer and Reproductive Harm www.P65Warnings.ca.gov.



6-Way Metal Connectors

Rated to 35A @ 12V DC.

| part no. | description | Pollak PN | part no. | description | Pollak PN |
|----------|-------------|-----------|----------|------------------|-----------|
| 73625 | plug | — | 73730 | socket | 11-609 |
| 73635 | socket | — | 70965 | mounting bracket | — |

⚠ WARNING: Cancer and Reproductive Harm www.P65Warnings.ca.gov.



70965



6-Way Plastic Connectors

An economical option for trailer connection. The plug has a matte finish and the socket is manufactured from a black plastic material for corrosion resistance. Socket also incorporates a rubberized boot to help provide additional weather resistance and wire strain relief. Designed for recreational vehicles. Mounting holes are 2¹⁵/₁₆" center-to-center. Rated to 35A @ 12V DC.

| PN | description | PN | description |
|-------|-------------|-------|-----------------------------|
| 73765 | plug | 73695 | protective boot; fits 73775 |
| 73775 | socket | 70965 | mounting bracket |

⚠ WARNING: Cancer and Reproductive Harm www.P65Warnings.ca.gov.



73695

73765



5-Way Chrome Plated Trailer Connectors

Chrome plated zinc housing. Split brass contacts. Mounting holes 1.75" diameter on centers.

| part no. | description | Pollak PN | part no. | description | Pollak PN |
|----------|-------------|-----------|----------|-------------|-----------|
| 72545 | plug | 11-501 | 72546 | socket | 11-502 |

⚠ WARNING: Cancer and Reproductive Harm www.P65Warnings.ca.gov.

73776



4-Way Round Trailer Connectors

Manufactured from die cast metal for optimal performance. The socket's positive locking latch ensures proper insertion and prevents accidental plug pull out. The socket features a split-pin design and mounts through a 1.375" diameter hole. Mounting bolt holes are 2.875" center-to-center. Rated to 35A @ 12-24V DC.

| PN | description | Pollak PN | PN | description | Pollak PN |
|-------|---------------------|-----------|-------|-------------|-----------|
| 71545 | plug | 11-402 | 71565 | socket | 11-404 |
| 71555 | plug w/ cable guard | 11-403 | | | |

⚠ WARNING: Cancer and Reproductive Harm www.P65Warnings.ca.gov.

71545

71565



4-Way Chrome Metal Connectors

Manufactured from chrome plated zinc die cast metal for optimal performance. The socket mounts through a .960" diameter hole and the mounting bolt holes are 1.813" center-to-center. Rated to 20A @ 12V DC.

| PN | description | Pollak PN | PN | description | Pollak PN |
|-------|-------------|-----------|-------|------------------|-----------|
| 71575 | plug | 11-409 | 70965 | mounting bracket | — |
| 71595 | socket | 11-410 | | | |

⚠ WARNING: Cancer and Reproductive Harm www.P65Warnings.ca.gov.



70965

71595

71575



9-Way Round Pin Nylon Trailer Connectors

Self-aligning floating pins. Field servicable for easy repairs.

| PN | description | Pollak PN | PN | description | Pollak PN |
|-------|-------------|-----------|-------|-------------|-----------|
| 70906 | plug | 12-906 | 70907 | socket | 12-907 |

⚠ WARNING: Cancer and Reproductive Harm www.P65Warnings.ca.gov.

70906

70907



Small Trailer Connectors

2 and 4-contact, 20 amp connectors feature polarized contacts and screw connections protected by rubber boots. Length 2¹⁵/₁₆". 6-24 volt applications. Plug and socket supplied as a complete unit.

| PN | description | PN | description |
|-------|----------------------|-------|----------------------|
| 71215 | 2 way, complete unit | 71415 | 4 way, complete unit |

⚠ WARNING: Cancer and Reproductive Harm www.P65Warnings.ca.gov.

socket

plug



Single-Contact Trailer Connectors

Provides power from battery to auxiliary equipment. Interchangeable with competitive brands. Rated for 300A continuous duty. Pin accepts up to 3/8 ga. cable (solder connection) and grounding lug is 4-2 gauge cable. Use 73745 protector spring for strain relief on 71570.

| PN | description | Pollak PN | PN | description | Pollak PN |
|-------|-------------|-----------|-------|-------------|-----------|
| 71570 | plug | 11-852 | 71571 | socket | 11-851 |

⚠ WARNING: Cancer and Reproductive Harm www.P65Warnings.ca.gov.

71570

71571

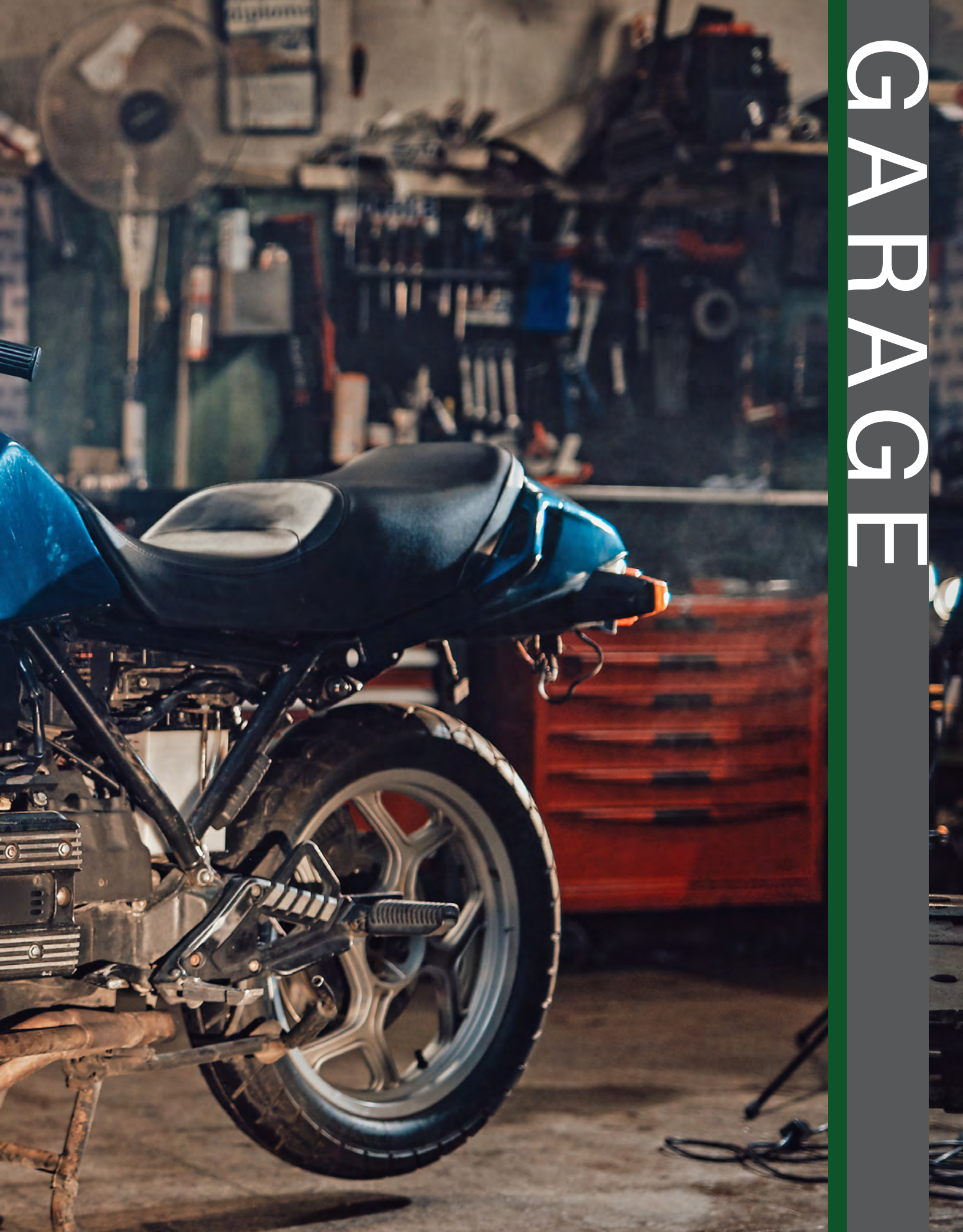


Scan for pricing or go to www.delcity.net/catalogpricing

1.800.654.4757
f:1.800.431.1293



GARRAGE



Crimping & Connector Tools



Scan for pricing or go to www.delcity.net/catalogpricing


www.delcity.net
info@delcity.net



Ratchet Crimp Tool, Kit & Dies

| PN | description | crimps gauges |
|--------|---|---------------|
| 990025 | terminal ratchet crimp tool | 22-8 ga |
| 990030 | complete kit, includes PN; 990025, 990031, 990032, 990033, 990034, 990035, 990036, 990037 | 22-8 ga |
| 990032 | crimp die for open barrel terminals | 20-10 ga |
| 990033 | crimp die with locator open barrel terminals | 20-10 ga |
| 990034 | crimp die for insulated flag terminals | 22-14 ga |
| 990035 | crimp die for insulated double-crimp terminals | 26-10 ga |
| 990036 | carrying case for 990025 and crimp dies | - |
| 990037 | allen wrench for die changeout, 2.5mm | - |

⚠ WARNING: Cancer and Reproductive Harm www.P65Warnings.ca.gov.



Crimp Tools

| PN | terminal types | | | | | | features | | | | | gauges |
|--------|----------------|---------------|--------------|-------------|-------------|-----------------|--------------------|------------|-----------|--------------|---------------|----------|
| | insulated | non-insulated | double crimp | open barrel | heat shrink | 7-8 mm ignition | pos. crimp release | ratcheting | stripping | wire cutting | screw cutting | |
| 990163 | X | | X | | | | X | X | | | | 22-10 ga |
| 990168 | | | | X | | | X | X | | | | 22-12 ga |
| 990165 | X | | | | X | | X | X | | | | 16-8 ga |
| 990130 | X | | X | | | | X | X | | | | 22-10 ga |
| 990135 | X | X | | | | | X | X | | | | 22-10 ga |
| 990020 | X | | | | X | | X | X | | | | 24-10 ga |
| 990141 | X | X | | | X | X | | | X | X | X | 26-10 ga |
| 990145 | X | X | | | X | X | | | X | X | X | 22-8 ga |
| 990198 | X | X | | | X | | | | X | X | X | 22-10 ga |
| 993010 | X | | | | X | | X | X | | | | 22-8 ga |
| 993015 | X | | | | X | | X | X | | | | 22-8 ga |
| 993030 | X | | X | | | | X | X | | | | 26-10 ga |
| 993035 | X | | X | | | | X | X | | | | 26-10 ga |

⚠ WARNING: Cancer and Reproductive Harm www.P65Warnings.ca.gov.



Sealed Connector Tools

Designed for the positive crimping of sealed connector terminals.

| PN | description | gauge |
|--------|------------------------------------|-------|
| 906485 | Weather-Pack self-oriented crimper | 20-14 |
| 906495 | Weather-Pack crimper | 16-14 |
| 990174 | Weather-Pack & Metri-Pack® crimper | 22-14 |
| 908485 | Metri-pack® crimper | 20-14 |
| 908495 | Packard crimper | 12-10 |

| PN | removal tool |
|--------|---------------------------|
| 906475 | Weather-Pack removal tool |
| 908475 | Metri-pack® removal tool |

⚠ WARNING: Cancer and Reproductive Harm www.P65Warnings.ca.gov.



998860

Closed Barrel Crimp Tools

Crimps Amphenol and DEUTSCH closed barrel contacts.

| PN | contact size | gauges | series |
|--------|--------------|--------|-----------|
| 998860 | 12 | 12 | ATP / DTP |
| 998880 | 16 | 18-14 | AT / DT |
| 998890 | 20 | 22-14 | ATM / DTM |

⚠ WARNING: Cancer and Reproductive Harm www.P65Warnings.ca.gov.



990170

OEM Open Barrel Crimp Tools

Crimps 20–12 gauge OEM type (open barrel) automotive terminals. Five crimping stages. Five dies make rollover crimps on both stranding (electrical crimp) and insulation (strain relief crimp). For crimping terminal numbers: 929895, 929875, 925735, 925725.



990172

| PN | description | gauges |
|----------|-------------------------------------|----------|
| 990170 | open barrel crimping tool | 22–12 ga |
| 990172 | heavy-duty crimping pliers | 12 ga |
| 14114100 | AT™, ATM™, ATP™ Series removal tool | — |



14114100

⚠ WARNING: Cancer and Reproductive Harm www.P65Warnings.ca.gov.



Scan for pricing or go to www.delcity.net/catalogpricing

1.800.654.4757
f:1.800.431.1293



15111600



15111601



15112000



15114800



15111561

DEUTSCH Crimp Tools

| PN | description | contact type | DEUTSCH series | contact size | DEUTSCH PN |
|----------|-------------------------|------------------|----------------|--------------|------------|
| 15111600 | crimp tool, 16-14 ga | stamped & formed | DT | 16 | DTT-16-00 |
| 15111601 | crimp tool, 18 ga | stamped & formed | DT | 16 | DTT-16-01 |
| 15112000 | crimp tool | stamped & formed | DTM | 20 | DTT-20-00 |
| 15111200 | crimp tool | stamped & formed | DTP, DTHD | 12 | DTT-12-00 |
| 15114800 | crimp tool, four indent | solid crimp | DT, DTM, DTP | 20, 16, 12 | HDT-48-00 |
| 15111561 | crimp tool, two indent | solid crimp | DT, DTM, DTP | 20, 16, 12 | HDT-1561 |

⚠ WARNING: Cancer and Reproductive Harm www.P65Warnings.ca.gov.



15110001



15111405



15114010



15114008



15114009

DEUTSCH Removal Tools


| PN | removal tool | contact size | Deutsch PN |
|----------|--------------------------------|--------------|---------------|
| 15110001 | multi-use removal tool | — | DT-RT1 |
| 15111405 | contact removal tool, 16-14 ga | 16 | 0411-291-1405 |
| 15111605 | contact removal tool, 20-16 ga | 16 | 0411-310-1605 |
| 15114010 | contact removal tool | 12 | 114010 |
| 15114008 | contact removal tool | 8 | 114008 |
| 15114009 | contact removal tool | 4 | 114009 |

⚠ WARNING: Cancer and Reproductive Harm www.P65Warnings.ca.gov.



Scan for pricing or go to www.delcity.net/catalogpricing

www.delcity.net
info@delcity.net



Replacement die kits

| PN | for crimp tool |
|---------|----------------|
| 8100020 | 990000 |

WARNING: Cancer and Reproductive Harm www.P65Warnings.ca.gov

| PN | description | length | gauges | dies | crimp |
|--------|-----------------------------------|--------|--|---------------|-----------|
| 990019 | battery crimp tool | - | 4/0-3/0 | fixed | square |
| 990021 | battery crimp tool | - | 3/0-2 | | |
| 990023 | battery crimp tool | - | 1-8 | | |
| 990065 | Molex heavy-duty crimping tool | 18" | copper lugs 6-4/0 ga | 3 replaceable | hex |
| 990003 | open barrel b-crimp crimping tool | 19" | OEM open barrel 6-1 | fixed | B shape |
| 990002 | Ancor heavy duty crimp tool | 24.4" | 8-4/0 | revolving | hex |
| 990004 | Ancor heavy duty crimp tool | 15.4" | 6-1/0 | revolving | hex |
| 990005 | junior crimping tool | 15" | copper 8-1/0 ga | replaceable | hex |
| 990000 | die cast terminal crimping tool | 26" | 6-4/0 ga | replaceable | hex |
| 990001 | heavy duty v-style crimping tool | 20" | battery terminal 4-4/0 ga copper lug 6-4/0 ga | fixed | "V" shape |

WARNING: Cancer and Reproductive Harm www.P65Warnings.ca.gov



990017

990015

Hammer & Wrench Crimping Tools

Heavy-duty tools for crimping solderless connectors 8-4/0 gauge (standard copper lugs). 990015 creates a v-crimp with a hammer or vice. 990017 creates a 3-point crimp using a ratchet or wrench.

| PN | description | gauges |
|--------|---|--------|
| 990015 | hammer/vice crimper - v-crimp | 8-4/0 |
| 990017 | impact wrench/ratchet crimper - 3-point crimp | 8-4/0 |

WARNING: Cancer and Reproductive Harm www.P65Warnings.ca.gov



Rennsteig Crimp Tool Frame

Use with Rennsteig Crimp Dies for Weather Pack and Metri-Pack. Manufactured in Germany. Dies not included.

| PN | description | length | Rennsteig PN |
|---------|-----------------------|--------|--------------|
| 9990012 | hand crimp tool frame | 7 7/8" | PEW12 |

WARNING: Cancer and Reproductive Harm www.P65Warnings.ca.gov.



Scan for pricing or go to www.delcity.net/catalogpricing



9991528

Rennsteig Crimp Dies for Weather Pack

Use with PEW12 Hand Crimp Tool Frame (9990012). Delphi-approved. Produces a production quality crimp meeting the OEM spec. Manufactured in Germany.

| PN | description | gauge size | male/female | crimped contacts | Reinsteig PN |
|---------|---|------------|----------------|--|--------------|
| 9991528 | die set, wire stop, locator, Weather-Pack | 22-18 ga | male or female | 75029, 75032, 75029R, 75032R, 75027, 75030, 75027R, 75030R | R624 1528 |
| 9991426 | die set, wire stop, locator, Weather-Pack | 16-12 ga | male or female | 75036, 75040, 75036R, 75040R, 75034, 75038, 75034R, 75038R | R624 1476 |

WARNING: Cancer and Reproductive Harm www.P65Warnings.ca.gov.



9991426



9991498



9991502



9991529



9991513

Rennsteig Crimp Dies for Metri-Pack 280

Use with PEW12 Hand Crimp Tool Frame (9990012). Delphi-approved. Produces a production quality crimp meeting the OEM spec. Manufactured in Germany.

| PN | description | gauge size | male/female | crimped contacts | Reinsteig PN |
|---------|--|------------|-------------|---------------------|--------------|
| 9991498 | die set, wire stop, locator, Metri-Pack 280 Sealed | 14-10 ga | female | 85046DL, 85048DL | R624 1498 |
| 9991502 | die set, wire stop, locator, Metri-Pack 280 Sealed | 22-16 ga | | 85080DL, 85052 | R624 1502 |
| 9991529 | die set, wire stop, locator, Metri-Pack 280 Sealed | 22-10 ga | male | 85054, 85060, 85056 | R624 1529 |
| 9991513 | die set, wire stop, locator, Metri-Pack 280 Sealed | 18 ga | | 85058 | R624 1513 |

WARNING: Cancer and Reproductive Harm www.P65Warnings.ca.gov.



9991489



9991486



9991492

Rennsteig Crimp Dies for GT 150 & 280 Series

Use with PEW12 Hand Crimp Tool Frame (9990012). Delphi-approved. Produces a production quality crimp meeting the OEM spec. Manufactured in Germany.

| PN | description | gauge size | male/female | crimped contacts | Reinsteig PN |
|---------|--|------------|----------------|----------------------------|----------------|
| 9991489 | die set, wire stop, locator, GT 150 Sealed | 22-16 ga | male or female | 83818, 83819, 83268, 83269 | 624 1489 3 012 |
| 9991486 | die set, wire stop, locator, GT 280 Sealed | 20-16 ga | male or female | 83874, 83875, 83878, 83879 | 624 1486 3 012 |
| 9991492 | die set, wire stop, locator, GT 280 Sealed | 12-10 ga | male or female | 83876, 83880, 83877 | 624 1492 3 012 |

WARNING: Cancer and Reproductive Harm www.P65Warnings.ca.gov.



Scan for pricing or go to www.delcity.net/catalogpricing

www.delcity.net
info@delcity.net



9990773



9990825



9990339

Rennsteig Crimp Dies for AMP Superseal 1.5 Series

Use with PEW12 Hand Crimp Tool Frame (9990012). Produces a production quality crimp meeting the OEM spec. Manufactured in Germany.

| PN | description | gauge size | male/female | crimped contacts | Reinsteig PN |
|---------|---|------------|----------------|--|---------------|
| 9990773 | die set, wire stop, TE AMP Superseal 1.5 | 22-16 ga | male or female | 96000, 96000R, 96002, 96002R, 96005, 96005R, 96008, 96008R | 624 773 3 02 |
| 9990825 | die set, wire stop, locator, TE AMP Superseal 1.5 | 16-14 ga | female | 96004R | 624 825 3 012 |
| 9990339 | die set, TE AMP Superseal 1.5 | 16-14 ga | male | 96010R | 624 339 3 0 |

⚠ WARNING: Cancer and Reproductive Harm www.P65Warnings.ca.gov.

Rennsteig Hand Tools

Manufactured in Germany.



9990060



9700016



9995004

| PN | description | length | strip/cut/gauges | crimp type | Reinsteig PN |
|---------|--|----------|------------------|---------------|--------------|
| 9990060 | hand crimp tool | 7 7/8" | 20-10 ga | insulated | R624 060 |
| 9990032 | hand crimp tool | 7 7/8" | 20-6 ga | non-insulated | R624 032 |
| 9990050 | hand crimp tool | 7 7/8" | 20-10 ga | B Crimp | R624 050 |
| 9700016 | compact cable cutter D15 w/ spring action | 6 1/16" | 1/0 ga | — | 700 016 3 |
| 9700038 | ratcheting cable shears, adjustable handle from 15-1/2" to 23-1/2" | 30 5/16" | up to 550 MCM | — | 700 038 3 |
| 9708212 | wire stripper | 7 7/8" | 20-10 ga | — | 708 212 |
| 9997040 | multipstrip 16 self-adjusting wire stripper | 7 3/4" | 28-6 ga | --- | 707 040 |
| 9990185 | hand crimp tool | 7 7/8" | 28-5 ga | ferrules | 610 185 3 |
| 9995004 | cable tie removal tool | 5 5/8" | — | — | 8007 5004 6 |

⚠ WARNING: Cancer and Reproductive Harm www.P65Warnings.ca.gov.

Rennsteig Crimp Tools for PV Connectors

Manufactured in Germany.



9990969



9990570

| PN | description | length | gauge size | crimped contacts | crimp type | Reinsteig PN |
|---------|--|--------|------------|--|---------------|--------------|
| 9990969 | hand crimp tool w/locator, TE Solarlok PV4 | 7 7/8" | 12-10 ga | 91024, 91025 | non-insulated | 624 969 3 1 |
| 9990570 | hand crimp tool w/locator, Multi-Contact/Stäubli MC4 | 7 7/8" | 12-10 ga | 92017, 93017, 94017, 92016, 93016, 94016 | non-insulated | 624 570 3 1 |

⚠ WARNING: Cancer and Reproductive Harm www.P65Warnings.ca.gov.

Rennsteig Assembly Keys for Stäubli MC4

Open end assembly keys are used to tighten and loosen the cable glands of MC4 connectors. Used for assembly as well as disassembly. Manufactured in Germany.



9990690

| PN | description | pkg. qty. | Reinsteig PN |
|---------|--|-----------|--------------|
| 9990690 | assembly keys, Multi-Contact/Stäubli MC4 | 2 | 690 001 |

⚠ WARNING: Cancer and Reproductive Harm www.P65Warnings.ca.gov.



Rennsteig eForce Battery Powered Crimp Tool

Electromechanical driven, interchangeable with more than 1000 Rennsteig die sets, energy-saving and quick stop functions to increase safety and prevent over-crimping. It also includes one Milwaukee Tool Li-Ion Battery and charger and portable plastic case, with space for die sets and locators.

| PN | description | length | Rennsteig PN |
|---------|---------------------------------|--------|--------------|
| 9990300 | electromechanical power crimper | 11" | 6370 0300 1 |

WARNING: Cancer and Reproductive Harm
www.P65Warnings.ca.gov.



Rennsteig hForce Battery Powered Hydraulic Crimp Tool

A two-stage hydraulic pump crimper for cable lugs and connectors up to 400 mm² / 750 MCM. A 360° revolving head with quick opening and closing, one Milwaukee Tool Li-Ion Battery and charger and portable plastic case, with space for die sets and locators.

| PN | description | length | Rennsteig PN |
|---------|-------------------------|--------|--------------|
| 9998021 | hydraulic power crimper | 15" | 6320 802 1 |

WARNING: Cancer and Reproductive Harm
www.P65Warnings.ca.gov.



Scan for pricing or go to www.delcity.net/catalogpricing

1.800.654.4757
f:1.800.431.1293



Wire Strippers



Wire Strippers & Crimpers

| PN | description | gauges |
|----------|--------------------------------------|----------|
| 909550 | ergo multi stripper | 20-10 ga |
| 909555 | ergo multi tool - crimp & strip | 22-10 ga |
| 909560 | contour ergo multi stripper | 20-10 ga |
| 990630 | multi-purpose wire stripper & cutter | 20-10 ga |
| 19015155 | multi-purpose wire stripper w/lock | 20-10 ga |
| 19015156 | multi-purpose crimp tool | 22-10 ga |
| 990143 | multi-purpose tool | 20-10 ga |
| 19015157 | light-duty crimping pliers | - |
| 990225 | self-adjusting wire stripper | 26-10 ga |
| 990230 | spring-loaded wire stripper | 22-8 ga |

WARNING: Cancer and Reproductive Harm
www.P65Warnings.ca.gov.

ANCOR Wire Strippers



Wire Strippers & Crimpers

| PN | description | gauges |
|--------|------------------------------------|----------|
| 992007 | multi-tool cut, strip & crimp | 22-10 ga |
| 992033 | automatic strip & crimp | 22-10 ga |
| 991009 | stainless steel cut, strip & crimp | 24-8 ga |
| 992008 | locking strip & crimp | 22-10 ga |
| 992130 | automatic wire strip | 24-12 ga |
| 993007 | heavy-duty wire scissors | < 6 ga |

WARNING: Cancer and Reproductive Harm
www.P65Warnings.ca.gov.

Cable Strippers, Cutters



Scan for pricing or go to www.delcity.net/catalogpricing

www.delcity.net
info@delcity.net



| PN | description | strip/cut gauges |
|--------|----------------------------------|------------------|
| 940405 | heavy-duty rotary cable stripper | 8 ga–400 MCM |
| 990240 | copper battery cable cutter | 8–3/0 ga |
| 990235 | heavy-duty copper cable cutter | 8–4/0 ga |

| PN | description | strip/cut gauges |
|--------|-------------------------------------|------------------|
| 990236 | heavy-duty bench mount cable cutter | 8–4/0 ga |
| 990239 | heavy duty cable cutter | up to 350MCM |
| 990245 | wire & cable cutter | up to 2/0 |

⚠ WARNING: Cancer and Reproductive Harm www.P65Warnings.ca.gov.

Heat Tools



| PN | description | temp. | butane |
|---------|-------------------------------|-----------------------------|--------------------------------|
| 990110* | light-duty flameless heat gun | 315°C/537°C (600°F/1000°F) | NA |
| 990112* | Ancor 120V heat gun | 300°C/537°C (572°F/1,000°F) | NA |
| 945000 | economical butane mini torch | up to 1300°C (2500°F) | refillable fuel cell |
| 946005 | butane power torch | up to 1300°C (2500°F) | 70 min. continuous |
| 945005 | heavy-duty butane torch | up to 1300°C (2500°F) | 60 min. continuous (42 ml) |
| 990105 | portable heat tool | up to 650°C (1202°F) | 120 min. #3 setting (1oz 28ml) |

*Heat guns do NOT include butane.

⚠ WARNING: Cancer and Reproductive Harm www.P65Warnings.ca.gov.

LED Shop Lights



| PN | description | lumens | hours | battery | features |
|-------|----------------------------------|--------|-------|-------------|--|
| 75640 | COB rechargeable worklight | 450 | 7 | Lithium-ion | USB charging capabilities, 110V and 12V USB charging adapters, USB charging cable |
| 75620 | COB pocket light | 150 | 7 | (3) AAA | magnetic base, pocket clip, and weather resistant button. Batteries included. |
| 75606 | pocket light stick, 6 diode | 36 | 11 | (3) AAA | floodlight, directional illumination, molded plastic clip and a water resistant housing. Batteries included. |
| 75608 | UV light stick, 6 diodes | - | 11 | (3) AAA | Housing is a bright safety color and is water resistant. Batteries included. |
| 75664 | rechargeable cordless work light | | 4 | | 13 watt halogen bulb, 120V AC plug and car charger. UL |

⚠ WARNING: Cancer and Reproductive Harm www.P65Warnings.ca.gov.

Shop Lights



75544



75562



75566

| PN | description | cord | gauge | features |
|-------|---------------------------------|--------------|-------|--|
| 75544 | trouble light | 25' cord/SJT | 16/3 | OSHA specifications, 13A, 125V, 1625W. On-off switch and side outlet. Metal hood. Maximum 75 watt bulb. U-Ground NEMA 5-15. UR |
| 75546 | | 50' cord/SJT | 16/3 | |
| 75562 | portable fluorescent work light | 25' cord/SJT | 18/2 | Shatter-resistant housing, non-glare reflector, hanging hook swivels 360°, plug-in ballast, fluorescent bulb included. UL. |
| 75566 | | 25' cord/SJT | 18/2 | |

⚠ WARNING: Cancer and Reproductive Harm www.P65Warnings.ca.gov.



Scan for pricing or go to www.delcity.net/catalogpricing

1.800.654.4757
f:1.800.431.1293

Shop Tools



9907100

Kiwi Pliers 2 Piece Set

Curved handles provide a more comfortable and powerful hand grip with less effort. The internal spring helps to open the pliers' jaws. Manufactured from heat treated long lasting quality steel.

| PN | description |
|---------|------------------------------|
| 9907100 | 6" short nose & 8" long nose |

⚠ WARNING: Cancer and Reproductive Harm www.P65Warnings.ca.gov.



9900406

9900404

Battery Tools

| PN | size | description | handle length |
|---------|-------|------------------------------------|---------------|
| 9900400 | 5/16" | ratcheting side terminal wrench | 4" |
| 9900404 | - | battery terminal removal tool | - |
| 9900408 | - | battery terminal spreader pliers | - |
| 9900412 | - | battery maintenance kit with pouch | - |

⚠ WARNING: Cancer and Reproductive Harm www.P65Warnings.ca.gov.



9900412



9900922

Super Wrist Magnet

| PN | features |
|---------|--|
| 9900922 | 6 super strong neodymium magnets, attaches to your wrist with a Velcro® strap and is rated to hold up to 6 lbs of steel parts. |

⚠ WARNING: Cancer and Reproductive Harm www.P65Warnings.ca.gov.



9900906

Telescoping Magnetic Tools

| PN | weight capacity | handle length | features |
|---------|-----------------|---------------|--|
| 9900905 | 10 lbs | up to 36" | neodymium rare earth magnet and comfort grip rubber handle. Constructed of aluminum. |
| 9900907 | 10 lbs | up to 38" | |
| 9900906 | 20 lbs | up to 38" | |

⚠ WARNING: Cancer and Reproductive Harm www.P65Warnings.ca.gov.



9900900

Telescoping Hood Props

| PN | handle length | features |
|---------|---------------|--|
| 9900901 | 23"-40" | constructed of tubular aluminum and adjusts like a telescope with an exclusive double locking system |

⚠ WARNING: Cancer and Reproductive Harm www.P65Warnings.ca.gov.

Indoor/Outdoor Extension Cords

All-weather with oil restraint. -40°C (-40°F), 300V, UR and UL.



| PN | length | gauge/conductor | type | rating |
|-------|----------------------------|-----------------|--------------------|------------------|
| 75527 | 25' cord | 12/3 | marine grade SJTOW | 15A, 125V, 1875W |
| 75528 | 50' cord | 12/3 | | |
| 75530 | 25' cord (lighted) | 14/3 | | |
| 75532 | 50' cord (lighted) | 14/3 | | |
| 75529 | 25' cord (lighted,locking) | 14/3 | | |
| 75531 | 50' cord (lighted,locking) | 14/3 | | |

⚠ WARNING: Cancer and Reproductive Harm www.P65Warnings.ca.gov.



Scan for pricing or go to www.delcity.net/catalogpricing

www.delcity.net
info@delcity.net



990070

Expandable Tubing Hot Knife

| PN | features |
|--------|---|
| 990070 | bench mount, 110 volt AC. Must be used in a well ventilated area. Instructions printed on the tool. |

WARNING: Cancer and Reproductive Harm
www.P65Warnings.ca.gov



9900919



9900920

Razor Scrapers

| PN | features | blade storage | material | handle length |
|---------|--------------------|----------------|--------------------|---------------|
| 9900916 | rugged body | none | aluminum | 6" |
| 9900919 | foam grip | 15 | aluminum | 19" |
| 9900920 | kit w/spare blades | 100 (included) | plastic & aluminum | 4", 8", 13" |

WARNING: Cancer and Reproductive Harm
www.P65Warnings.ca.gov



Clamp Making Tool

| PN | use with |
|--------|---------------------------------|
| 990040 | 12202202, 12202204 and 12202206 |

WARNING: Cancer and Reproductive Harm
www.P65Warnings.ca.gov



12202204

Stainless Steel Safety Wire

| PN | length | size | material | use with |
|----------|--------|--------|----------------------------|----------|
| 12202202 | 600' | 0.025" | Grade 304 Stainless Steel. | 990040 |
| 12202204 | 360' | 0.032" | | |
| 12202206 | 200' | 0.041" | | |

WARNING: Cancer and Reproductive Harm
www.P65Warnings.ca.gov



Heavy-Duty Serrated Edge Scissors

| PN | features |
|--------|--|
| 990099 | cuts Clean Cut Expandable Sleeving, Metal Braided Sleeving, Stainless Steel Expandable Sleeving, and other sleeving types. |

WARNING: Cancer and Reproductive Harm
www.P65Warnings.ca.gov



Fish Tape

| PN | length | size | strength | reel diameter |
|--------|--------|-------------|----------|---------------|
| 990365 | 50' | 1/8" x .060 | 250 lbs. | 8 3/16" |

WARNING: Cancer and Reproductive Harm
www.P65Warnings.ca.gov

992100



992102

Knockout Set

Four-point design allows slugs to drop out of the die automatically without splitting. Perfect for chassis builders, metal fabrication and other OEM/MRO applications. Durable punches make holes in up to 12 gauge stainless steel and 10 gauge mild steel.

| PN | pipe sizes | hole size O.D. |
|--------|------------------------|---------------------------------|
| 992100 | 1/2", 3/4", 1", 1 1/4" | 7/8", 1 3/32", 1 1/32", 1 1/16" |
| 992102 | 1/2" - 2" | 7/8" - 2 3/8" |

WARNING: Cancer and Reproductive Harm
www.P65Warnings.ca.gov

75567



Hand Caddy

| PN | material | dimensions | capacity |
|-------|--------------------------------------|-------------------------------------|-----------------------------|
| 75567 | epoxy coated 5/8", .083 steel tubing | 22 1/2"(L) x 13 1/2"(W) x 9 1/2"(H) | (8) 7" x 5" (4) 7" x 10" |

WARNING: Cancer and Reproductive Harm
www.P65Warnings.ca.gov

75570



75567

Spool Caddy Cart

| PN | material | dimensions | capacity | max. weight |
|-------|-------------------------|------------------------------|--|-------------|
| 75570 | 5/8", .083 steel tubing | 22 1/2"(L) x 16"(W) x 43"(H) | (16) 7" x 5" (6) 7" x 10" (2 hand caddies, 1 included) | 300 lbs |

WARNING: Cancer and Reproductive Harm
www.P65Warnings.ca.gov



Wire Spool Rack

| PN | material | dimensions | capacity |
|--------|------------------|---------------------------------|----------------------------------|
| 990285 | heavy-duty steel | 26"(L) x 5 3/4"(W) x 36 1/2"(H) | 3 3/4", 6 1/2", and 8 1/2" x 10" |

WARNING: Cancer and Reproductive Harm
www.P65Warnings.ca.gov



Monster Extendable Ratchet

Twenty-four tooth head and extendable shaft manufactured of durable, heavy-duty chrome vanadium and feature a diamond pattern knurled handle to ensure a secure grip. Includes a manufacturer's limited LIFETIME WARRANTY on ratchet head assembly and exceeds ANSI torque requirements.

| PN | size | handle length |
|---------|------|---------------|
| 9934900 | 3/4" | 25"-40" |

WARNING: Cancer and Reproductive Harm
www.P65Warnings.ca.gov



Battery & Alternator Voltage Analyzer

Strong steel tip effortlessly pierces wire insulation for testing. Easily finds broken wires in circuit as bulb will stop glowing at dead point.

| PN | description |
|--------|---|
| 990200 | 12V battery & alternator voltage analyzer |

WARNING: Cancer and Reproductive Harm www.P65Warnings.ca.gov.



Tru-Spark™ Ignition Firing Indicator

Quickly and accurately tests DIS and other ignition systems for the presence of secondary voltage. Tests without piercing or removing spark plug wires. Sensitivity adjustment dial. High visibility 360° indicator. High impact ABS housing.

| PN | description |
|--------|--------------------------------------|
| 991200 | Tru-Spark™ ignition firing indicator |

WARNING: Cancer and Reproductive Harm www.P65Warnings.ca.gov.



12V DC Automotive Tester

Quickly indicates alternator output and status of battery charge. LED lights show normal, low or flat level of battery charge. Durable case with magnetic strip on back adheres to any steel surface for safe operation.

| PN | description |
|--------|--------------------------|
| 991085 | 12V DC automotive tester |

WARNING: Cancer and Reproductive Harm www.P65Warnings.ca.gov.



9900932

Hydrometers

Provide an easy visual inspection that identifies if the acids or solutions are in their proper state. The antifreeze hydrometer tests ethylene glycol on a temperature scale from -51°C to 0°C (-60°F to 32°F), suggesting that the solutions are properly mixed to prevent freezing. The battery hydrometer tests battery acid and suggests a low, fair, or good rating in the range of 1.100–1.100sg. Hydrometers are made of plastic with a rubber squeeze bulb that can extract up to 4 oz.

| PN | description |
|---------|---|
| 9900932 | antifreeze hydrometer, ethylene glycol tester |
| 9900435 | battery hydrometer, acid tester |

WARNING: Cancer and Reproductive Harm www.P65Warnings.ca.gov.



Refractometer

Provides the most accurate way of testing the concentration of acid and ethylene glycol or propylene glycol levels in antifreeze. Comes complete with a screwdriver, eyedropper, and padded case. The refractometer has an adjustable lens focus as well as a calibration adjustment screw and it reads in both Fahrenheit and Centigrade.

| PN | description |
|---------|---------------------------------------|
| 9900930 | handheld refractometer, glycol tester |

WARNING: Cancer and Reproductive Harm www.P65Warnings.ca.gov.



73097

73095

Trailer Connector Testers

An LED trailer connector tester confirms and analyzes tail light, turn signal and ground connections from your vehicle.

| PN | description |
|-------|-------------------------------------|
| 73095 | 4-way flat trailer connector tester |
| 73097 | 7-way trailer connector tester |

WARNING: Cancer and Reproductive Harm www.P65Warnings.ca.gov.



9900501

9900502

Battery Load Testers

Can be used with conventional and maintenance-free lead acid batteries. Both test 6 and 12 volt batteries and provide analog test readings. The 9900501 features copper plated clamps, tests completely in 10 seconds and has operating instructions displayed on back of tester. The 9900502 features a pistol grip, insulated heavy-duty copper clamps and performs state of charge, battery load, starter and charging system diagnostic tests.

| PN | description |
|---------|-------------------------------|
| 9900501 | analog battery load tester |
| 9900502 | pistol grip load tester, 125A |

WARNING: Cancer and Reproductive Harm www.P65Warnings.ca.gov.



Scan for pricing or go to www.delcity.net/catalogpricing

1.800.654.4757
f:1.800.431.1293



Scan for pricing or go to www.delcity.net/catalogpricing

www.delcity.net
info@delcity.net



Test Box

Provide diagnostics for RV step service. Tester isolates step function from RV power and wiring, allowing you to pin-point the problem, then replace the parts needed.

| PN | description |
|-----------|---------------------------------|
| 909518000 | KWIK TEST control unit test box |

⚠ WARNING: Cancer and Reproductive Harm www.P65Warnings.ca.gov.



SPERRY
INSTRUMENTS

Digital Thermometer

Safely and accurately measure surface temperatures of non-reflective materials. Lightweight and easy to use with a backlit display. Spot ratio 8:1.

| PN | description |
|--------|------------------------------|
| 992205 | infrared digital thermometer |

⚠ WARNING: Cancer and Reproductive Harm www.P65Warnings.ca.gov.



SPERRY
INSTRUMENTS

Phase Sequence and Open Phase Indicator

Verify proper wiring and connection in 3-phase motor applications. Alligator clips feature color-coded insulation for added protection, a visual rotation indication and LED indication of phase wiring. The housing is manufactured from shock resistant plastic, and is compact and lightweight for easy handling. Withstands 5500V AC for 1 minute.

| PN | specifications | range |
|----------|----------------------|----------|
| 19107018 | AC voltage | 110–600V |
| | push switch button | yes |
| | road operating range | yes |
| | visual indication | yes |
| | color coded clips | yes |

⚠ WARNING: Cancer and Reproductive Harm www.P65Warnings.ca.gov.



SPERRY
INSTRUMENTS

Wire Tracker™ Wire Tracer

Identifies wires such as coax, CAT 5, speaker, phone, or any non-energized (non-live) wires, adapter plugs include: RJ-45, RJ-11, coax, automotive fuse blade, and insulated clamps.

| PN | specifications | range | warranty |
|----------|------------------|-------|----------|
| 19064854 | audible | yes | 2 year |
| | visual | yes | |
| | receiver storage | yes | |
| | belt clip | yes | |
| | tracer | yes | |

⚠ WARNING: Cancer and Reproductive Harm www.P65Warnings.ca.gov.

Voltage Testers & Indicators

SPERRY
INSTRUMENTS



Heavy-duty Voltage Tester

| PN | specifications | range |
|----------|----------------|----------|
| 19000611 | AC voltage | 120–600V |
| | DC voltage | 120–600V |
| | frequency | 50–60Hz |
| | polarity | yes |
| | vibration | yes |

| PN | specifications | range |
|----------|----------------|----------|
| 19000611 | continuity | – |
| | CAT rating | III 600V |
| | certifications | CE |
| | warranty | 2 year |

WARNING: Cancer and Reproductive Harm www.P65Warnings.ca.gov.



Scan for pricing or go to www.delcity.net/catalogpricing

GB
Gardner
Bender



Volt Doctor™ Voltage-Continuity Tester

| PN | specifications | range |
|----------|----------------|----------|
| 19064762 | AC voltage | 120–600V |
| | DC voltage | 120–600V |
| | frequency | 50–60Hz |
| | polarity | yes |
| | vibration | yes |

| PN | specifications | range |
|----------|----------------|----------|
| 19064762 | continuity | yes |
| | CAT rating | III 600V |
| | batteries | (2) LR44 |
| | certification | CE, UL |
| | warranty | 2 year |

WARNING: Cancer and Reproductive Harm www.P65Warnings.ca.gov.

1.800.654.4757
f:1.800.431.1293

GB
Gardner
Bender



GFCI Receptacle Tester & Circuit Analyzer

| PN | specifications | range |
|--------|---------------------|---------|
| 990980 | operational voltage | 120V AC |
| | ground fault test | 6–9mA |

| PN | specifications | range |
|--------|-----------------|---------|
| 990980 | number of tests | 7 |
| | certification | UL, CSA |

WARNING: Cancer and Reproductive Harm www.P65Warnings.ca.gov.

SPERRY
INSTRUMENTS



Heavy-Duty Continuity Tester

| PN | specifications | range |
|----------|-------------------|---------|
| 19064878 | pocket clip | yes |
| | visual indication | yes |
| | batteries | (2) AAA |
| | warranty | 2 year |

WARNING: Cancer and Reproductive Harm www.P65Warnings.ca.gov.

SPERRY
INSTRUMENTS



Circuit Breaker Finder

| PN | specifications | range |
|---------------|---------------------|------------|
| 19064830 | operational voltage | 120V |
| | frequency | 60Hz |
| | plug-in transmitter | yes |
| | visual | yes |
| | audible | yes |
| | insulated leads | yes |
| | socket adapter | yes |
| | batteries | (1) 9 volt |
| certification | UL | |

WARNING: Cancer and Reproductive Harm www.P65Warnings.ca.gov.

SPERRY
INSTRUMENTS



Circuit Breaker Finder

| PN | specifications | range |
|----------|---------------------|------------|
| 19104444 | operational voltage | 80–140V AC |
| | frequency | 60Hz |
| | visual | yes |
| | audible | yes |
| | batteries | (1) 9 volt |

WARNING: Cancer and Reproductive Harm www.P65Warnings.ca.gov.

Multimeters



Scan for pricing or go to www.delcity.net/catalogpricing

www.delcity.net
info@delcity.net

ProMariner™ ProMariner Digital Hand-held Multimeter

The handheld digital multimeter provides excellent performance in a portable, durable housing with a large LCD display for clear visibility. With overall circuitry design centering on large-scale IC A/D converters in conjunction with over-load protection, the meter makes a great utility instrument. The meter can be used to measure DC & AC voltage, DC current, resistance, positive diode voltage fall and continuity.



| PN | specifications | range |
|--------|---------------------------|--|
| 987730 | LCD display | 3-½ digits, 16mm high characters |
| | power supply | 9V battery, 6F22 or NEDA 1604 |
| | operating temp | 32° F to 104° F (relative humidity <85%) |
| | storage tem | 14° F to 122° F (relative humidity <85%) |
| | guaranteed precision temp | 73.4° F ±5° F (relative humidity <85%) |
| | dimensions | 5.8" x 3" x 1.6" (with holster) |

⚠ WARNING: Cancer and Reproductive Harm www.P65Warnings.ca.gov.

SPERRY
INSTRUMENTS



4 Function Digital Multimeter

| PN | specifications | range | accuracy |
|----------|-----------------|------------------------|--|
| 19006200 | DC voltage | 200mV, 20, 200, 600 | 200mV & 600V (1.2%+2dgt) 20V 200V (1.0%+2dgt) |
| | AC voltage | 200/500 | 2.5%+5dgt |
| | resistance | 200, 2K, 20K, 200K, 2M | 200Ω (1.5%+2dgt) 2K 20K 200K 2M (1.2%+2dgt) |
| | battery testing | (1.5V) 2000mV/(9V) 20V | 1.0%+2 |
| | CAT rating | III 600V | - |
| | batteries | (1) 9 Volt | - |
| | certification | ETL | - |
| | warranty | 2 year | - |

⚠ WARNING: Cancer and Reproductive Harm www.P65Warnings.ca.gov.

ANCOR



8 Function Digital Multimeter

| PN | specifications | range | accuracy |
|--------|---------------------|---|--|
| 993072 | DC voltage | 200mV, 2000mV/2V, 20V, 200V, 250V | 200mV 20V 200V 250V (0.7%+3dgt) 2000mV/2V (.5%+2dgt) |
| | AC voltage | 200mV, 2000mV/2V, 20V, 200V, 250V | 200mV 20V (1.0%+2dgt) 2000mV/2V (0.7%+3dgt) 200V 250V (1.2%+3dgt) |
| | DC amps | 200μA, 2000μA, 20mA, 200mA, 2A, 10A | 200μA 2000μA 20mA 200mA (1.0%+2dgt) 2A 10A (1.2%+5dgt) |
| | AC amps | 200μA, 2000μA, 20mA, 200mA, 2A, 10A | 200μA 2000μA 20mA 200mA (1.2%+3dgt) 2A 10A (1.5%+5dgt) |
| | resistance | 200 2000/2k, 20k, 200k, 20M, 200M | 200 (1.0%+2dgt) 2000/2k 20k 200k (0.8%+2dgt) 20M (1.2%+3dgt) 200M (5.0%+10dgt) |
| | capacitance | 2nF, 20nF, 200nF, 2μF, 20μF, 200μF, 2mF | 2nF (REL Mode: 5.0%+5dgt) 20nF 200nF 2μF 20μF 200μF (4.0%+8dgt) 2mF (10%) |
| | diode test | yes | - |
| | continuity | yes | - |
| | overload protection | 250V rms | - |
| | CAT rating | II 250V | - |
| | batteries | (2) AAA (not included) | - |
| | certification | ETL | - |
| | warranty | 5 year | - |

⚠ WARNING: Cancer and Reproductive Harm www.P65Warnings.ca.gov.



| PN | specifications | range | accuracy |
|---------------|-----------------|------------------------------|---|
| 19065271 | DC voltage | 200mV, 2V, 20V, 200V, 1000V | 200mV 2V 20V 200V (0.5%+2dgt) 1000V (0.8%+3dgt) |
| | AC voltage | 2V, 20V, 200V, 750V | 2V 20V 200V (0.8%+ 5dgt) 750V (1.0%+5dgt) |
| | DC amps | 200µA, 2mA, 20mA, 200mA, 10A | 200µA 2000µA 20mA 200mA (0.8%+2dgt) 10A (1.2%+5dgt) |
| | AC amps | 200µA, 2mA, 20mA, 200mA, 10A | 200µA 2000µA 20mA 200mA (1.0%+5dgt) 10A (1.2%+5dgt) |
| | resistance | 200, 2K, 20K, 200K, 2M, 20M | 200 2K 20K 200K 2M (0.8%+3dgt) 20M (1.2%+5dgt) |
| | battery testing | (1.5V) 2000mV/(9V) 20V | - |
| | diode test | yes | - |
| | continuity | yes | - |
| | CAT rating | III 600V, II 1000V | - |
| | batteries | (1) 9 volt | - |
| certification | ETL | - | |



Scan for pricing or go to www.delcity.net/catalogpricing

1.800.654.4757
f:1.800.431.1293

WARNING: Cancer and Reproductive Harm www.P65Warnings.ca.gov.

ANCOR

True RMS 12 Function Digital Multimeter



| PN | specifications | range | accuracy |
|---------------|---------------------|---|---|
| 993073 | DC voltage | 600mV, 6000mV/6V, 60V, 600V | 600mV 60V 600V (0.7%+3dgt) 6000mV/6V (0.5%+2dgt) |
| | AC voltage | 600mV, 6000mV/6V, 60V, 600V | 600mV 60V (1.0%+2dgt) 6000mV/6V (0.7%+3dgt) 600V (1.2%+3dgt) |
| | DC amps | 600µA, 6000µA, 60mA, 600mA, 6A, 10A | 600µA 6000µA 60mA 600mA (1.0%+3dgt) 6A 10A (1.2%+5dgt) |
| | AC amps | 600µA, 6000µA, 60mA, 600mA, 6A, 10A | 600µA 6000µA 60mA 600mA (1.2%+3dgt) 6A 10A (1.5%+5dgt) |
| | resistance | 600, 6000/6k, 60k, 600k, 60M | 600 (1.0%+2dgt) 6000/6k 60k 600k (0.8%+2dgt) 60M (2.0%+5dgt) |
| | capacitance | 9.999nF, 99.99nF, 999.9nF, 9.999µF, 99.99µF, 999.9µF, 9.999mF | 9.999nF (REL Mode: 4.0%+10dgt) 99.99nF 999.9nF 9.999µF 99.99µF 999.9µF (4.0%+5dgt) 9.999mF (10%) |
| | frequency | 10Hz-1MHz | 10Hz-1MHz (0.1%+5dgt) |
| | Temperature (°F) | -40°F to 1832°F | -40 to 104°F (5%) 104°F to 932°F (1.5%+5dgt) 932°F to 1832°F (2.5%+5dgt) |
| | Temperature (°C) | -40°C to 1000°C | -40 to 40°C (4°C) 40°C to 500°C (1.0%+4dgt) 500°C to 1000°C (2.0%+4dgt) |
| | diode test | yes | - |
| | continuity | yes | - |
| | NCV | yes | - |
| | overload protection | 600V rms | - |
| | CAT rating | III 600V | - |
| | batteries | (2) AAA (not included) | - |
| certification | ETL | - | |
| warranty | 5 year | - | |

WARNING: Cancer and Reproductive Harm www.P65Warnings.ca.gov.

SPERRY
INSTRUMENTS

True RMS 10 Function Digital Multimeter

| PN | specifications | range | accuracy |
|---------------|---------------------------|--------------------------------------|--|
| 19006650 | DC voltage | 40mV/400mV/4V/ 40V/400V/1000V | 40mV (1.2%+5dgt) 400mV (0.8%+3dgt) 4V 40V 400V (0.8%+1dgt) 1000V (1.0%+3dgt) |
| | AC voltage | 40mV/400mV/4V/40V/ 400V/750V | 40mV (1.2%+5dgt) 4V 40V 400V (1.0%+ 5dgt) 400mV 750V (1.2%+5dgt) |
| | non contact AC voltage | 80–1000V AC | – |
| | DC amps | 400uA/4000uA/40mA/ 400mA/4A/10A | 400μA 4000μA (1.0%+2dgt) 40mA 400mA (1.2%+3dgt) 4A 10A (1.5%+5dgt) |
| | AC amps | 400uA/4000uA/40mA/ 400mA/4A/10A | 400μA 4000μA (1.2%+2dgt) 40mA 400mA (1.5%+3dgt) 4A 10A ±(2.0%+3dgt) |
| | resistance | 400Ω/4K/40K/400K/ 4M/40MΩ | 400 4M (1.2%+2dgt)4K 40K 400K (1.0%+2dgt) 40M (1.5%+2dgt) |
| | capacitance | 40nF/400nF/4uF/40uF/ 400uF/4000uF | 40μF (3.0%+10dgt) 400μF 4μF 40μF (3.0%+5dgt) 400μF 40000μF (4.0% +5dgt) |
| | frequency | 100Hz–10MHz | 0.1%+3dgt |
| | diode test | yes | – |
| | continuity | yes | – |
| | CAT rating | IV 600V, III 1000V | – |
| | batteries | (1) 9 Volt | – |
| certification | ETL | – | |

⚠ WARNING: Cancer and Reproductive Harm www.P65Warnings.ca.gov.



Scan for
pricing or go to
[www.delcity.net/
catalogpricing](http://www.delcity.net/catalogpricing)

www.delcity.net
info@delcity.net


SPERRY
INSTRUMENTS

5 Function Analog Multimeter

| PN | specifications | range | accuracy |
|----------|----------------|------------------|----------------|
| 19200382 | DC voltage | 0–10/50/150/300V | 4.0% |
| | AC voltage | 0–10/50/150/300V | 5.0% |
| | DC current | 0–0.5/50/150mA | 4.0% |
| | resistance | 0–1MΩ | 4.0% |
| | decibels | yes | -20dB to +56dB |
| | CAT rating | II 300V | – |
| | certification | ETL | – |
| | batteries | (1) AA | – |

⚠ WARNING: Cancer and Reproductive Harm www.P65Warnings.ca.gov.


GB
Gardner
Bender

5 Function, 19 Range Digital Multimeter

| PN | specifications | range |
|--------|----------------|---|
| 991050 | DC voltage | 200m, 2000m, 20, 200, 1000 volts |
| | AC voltage | 200, 750 volts |
| | DC current | 10 amps |
| | resistance | 2 megohms |
| | accuracy | DC voltage ±.7%, AC voltage ±1.2% DC current ±1.5%, resistance ±1% |
| | batteries | included |
| | certification | UL |

⚠ WARNING: Cancer and Reproductive Harm www.P65Warnings.ca.gov.



SPERRY
INSTRUMENTS



6 Function Digital Snap-Around

| PN | specifications | range | accuracy | resolution | overload protection |
|----------|----------------|---------------------|--------------------------------------|------------|---------------------|
| 19103386 | DC voltage | 400/600V | 1.5% | 100mV | 720VAC/DC |
| | AC voltage | 400/600V | 2% | 100mV | 720VAC/DC |
| | DC current | 40/400 | 3%±8dgt (0-40A) 4%±6dgt (40-400A) | 10mA | 480A |
| | AC current | 40-400 | 3%±8dgt (0-40A) 4%±6dgt (40-400A) | 10mA | 480A |
| | resistance | 400/4000Ω | 2% | 100mΩ | 300VAC/DC |
| | cont buzzer | 0-600 Ohms | buzzer sounds @ 100 ohms or less | - | - |
| | CAT rating | II 600, III 300V AC | - | - | - |
| | certification | CE, UL | - | - | - |
| | batteries | AAA | - | - | - |
| | warranty | 2 year | - | - | - |

⚠ WARNING: Cancer and Reproductive Harm www.P65Warnings.ca.gov.



Scan for pricing or go to www.delcity.net/catalogpricing

1.800.654.4757
f:1.800.431.1293

SPERRY
INSTRUMENTS



5 Function Digital Snap-Around

| PN | specifications | range | accuracy | resolution | overload protection |
|----------|----------------|---------------------|----------------------------------|------------|---------------------|
| 19105526 | DC voltage | 400/600V | 1.5% | 100mV | 720VAC/DC |
| | AC voltage | 400/600V | 2% | 100mV | 720VAC/DC |
| | AC current | 40-400 | 2% | 10mA | 480A |
| | resistance | 400/4000Ω | 2% | 100mΩ | 300VAC/DC |
| | cont buzzer | 0-600 Ohms | buzzer sounds @ 100 ohms or less | - | - |
| | CAT rating | II 600, III 300V AC | - | - | - |
| | certifications | CE, UL | - | - | - |
| | batteries | AAA | - | - | - |
| warranty | 2 year | - | - | - | |

⚠ WARNING: Cancer and Reproductive Harm www.P65Warnings.ca.gov.

ANCOR True RMS 12 Function Digital Snap-Around


Scan for pricing or go to www.delcity.net/catalogpricing

www.delcity.net
info@delcity.net



| PN | specifications | range | accuracy | resolution | overload protection |
|---------------|------------------------|---------------------------------------|--|------------|---------------------|
| 993079 | DC voltage | "600mV, 6000mV, 6V, 60V, 600V, 1000V" | "600mV (1.0%+8dgt) 6000mV/6V (0.8%+1dgt) 60V 600V (0.8%+3dgt) 1000V (1.0%+3dgt)" | 100mV | 720VAC/DC |
| | AC voltage | "6V, 60V, 600V, 750V" | "6V 60V 600V (1.2%+5dgt) 750V (1.5%+5dgt)" | 100mV | 720VAC/DC |
| | DC amps | 60A, 600A | 60A 600A (2.5%+5dgt) | 10mA | 480A |
| | AC amps | 60A, 600A | 60A 600A (2.5%+5dgt) | 100mΩ | 300VAC/DC |
| | resistance | "600, 6000/6k, 60k, 600k, 6M, 60M" | "600 6M (1.2%+2dgt) 6000/6k 60k 600k (1.0%+2dgt) 60M (1.5%+5dgt)" | - | - |
| | capacitance | "60nF, 600nF, 6μF, 60μF, 600μF, 6mF" | "60nF (4.0%+25dgt) 600nF 6μF 60μF 600μF (4.0%+5dgt) 6mF (10%)" | - | - |
| | frequency | 10Hz-1MHz | 10Hz-1MHz (0.1%+4dgt) | - | - |
| | Temperature (°F) | -40°F to 1832°F | "-40°F to 104°F (3.0%+10dgt) 104°F to 752°F (3.0%+10dgt) 752°F to 1832°F (2.0%+10dgt)" | - | - |
| | Temperature (°C) | -40°C to 1000°C | "-40°C to 40°C (3.0%+5dgt) 40°C to 400°C (3.0%+5dgt) 400°C to 1000°C (2.0%+5dgt)" | - | - |
| | diode test | yes | - | - | - |
| | continuity | yes | - | - | - |
| | NCV | yes | - | - | - |
| | overload protection | 1000V DC, 750V AC | - | - | - |
| | CAT rating | II 1000V, III 600V | - | - | - |
| batteries | (3) AAA (not included) | - | - | - | |
| certification | ETL | - | - | - | |
| warranty | 5 year | - | - | - | |

⚠ WARNING: Cancer and Reproductive Harm www.P65Warnings.ca.gov.

Brake Lines

Hydraulic Steel Brake Lines

Constructed by wrapping copper-coated steel around itself twice. Double-wall tube provides the strength and structural integrity to withstand the extreme pressures required, yet still remains pliable to be formed and bent to the shapes required to be routed without kinking. The finished tube is fused and zinc-coated to provide excellent rust and corrosion resistance. Standard steel lines are DOT approved for hydraulic brake systems and the tubing meets SAEJ527b, SAEJ1290, GM123M and DIN 74234 specifications. Available in 3/16", 1/4" & 5/16" tube sizes and various finished lengths.



| PN | tube size | length |
|----------|-----------|----------|
| 12310308 | 3/16" | 8" |
| 12310312 | | 12" |
| 12310320 | | 20" |
| 12310330 | | 30" |
| 12310340 | | 40" |
| 12310351 | | 51" |
| 12310360 | | 60" |
| 12310372 | | 72" |
| 12310300 | | 25' coil |
| 12310408 | 1/4" | 8" |
| 12310412 | | 12" |
| 12310420 | | 20" |
| 12310430 | | 30" |
| 12310440 | | 40" |
| 12310451 | | 51" |
| 12310460 | | 60" |
| 12310472 | | 72" |
| 12310400 | | 25' coil |

| PN | tube size | length |
|----------|-----------|----------|
| 12310608 | 3/8" | 8" |
| 12310612 | | 12" |
| 12310620 | | 20" |
| 12310630 | | 30" |
| 12310640 | | 40" |
| 12310651 | | 51" |
| 12310660 | | 60" |
| 12310600 | | 25' coil |
| 12310508 | | 5/16" |
| 12310512 | 12" | |
| 12310520 | 20" | |
| 12310530 | 30" | |
| 12310540 | 40" | |
| 12310551 | 51" | |
| 12310560 | 60" | |
| 12310500 | 25' coil | |

WARNING: Cancer and Reproductive Harm
www.P65Warnings.ca.gov.



Scan for pricing or go to www.delcity.net/catalogpricing

1.800.654.4757
f:1.800.431.1293

International



| PN | tube size | length | standard |
|----------|-----------|--------|----------|
| 12340312 | 3/16" | 12" | European |
| 12340360 | | 60" | European |

| PN | tube size | length | standard |
|----------|-----------|--------|----------|
| 12350312 | 3/16" | 12" | Japanese |

WARNING: Cancer and Reproductive Harm - www.P65Warnings.ca.gov.

PVF Brake Line

The PVF (Poly Vinyl Fluoride) coating on this brake line provides an extended useful life, and the style is increasingly more common on vehicles today. The line is more bendable than standard steel, and the PVF acts as a plastic like coating that will help protect the line from damage when using. Provides better resistance against corrosion.



| PN | tube size | length |
|----------|-----------|--------|
| 12320312 | 3/16" | 12" |
| 12320360 | | 60" |
| 12320412 | 1/4" | 12" |
| 12320460 | | 60" |

| PN | tube size | length |
|----------|-----------|--------|
| 12320512 | 5/16" | 12" |
| 12320560 | | 60" |
| 12320612 | 3/8" | 12" |
| 12320660 | | 60" |

WARNING: Cancer and Reproductive Harm - www.P65Warnings.ca.gov.

Brake Line Fittings

Tube nuts are used to create a connection by placing it over the brake line with the threads out to the side that will be flared. A union is for joining two lines together. Be sure to match the thread and flare of your connecting lines. Adapters are used to connect your line to the port if there is a difference. With adapters, match the female side to your brake line, and match the male side to the port connection. Fittings sold individually.



Scan for pricing or go to www.delcity.net/catalogpricing

www.delcity.net
info@delcity.net



1239109



1239106



1239011



1239040



1239014



Brass Brake Line Unions

| PN | I.D. | length | standard |
|---------|-------|--------------------|----------|
| 1239103 | 3/16" | 3/8"-24 Inverted | Domestic |
| 1239108 | | M10 x 1.0 Bubble | European |
| 1239109 | | M10 x 1.0 Inverted | Japanese |
| 1239104 | 1/4" | 7/16"-24 Inverted | Domestic |
| 1239105 | 5/16" | 1/2"-20 Inverted | Domestic |
| 1239106 | 3/8" | 5/8"-18 Inverted | Domestic |

WARNING: Cancer and Reproductive Harm - www.P65Warnings.ca.gov.

Tube Nuts

| PN | I.D. | length | standard |
|---------|-------|--------------------|----------|
| 1239010 | 3/16" | 3/8"-24 Inverted | Domestic |
| 1239011 | | 7/16"-24 Inverted | Domestic |
| 1239012 | | 3/8"-24 Inverted | Domestic |
| 1239039 | | M10 x 1.0 Bubble | European |
| 1239040 | | M10 x 1.0 Inverted | Japanese |
| 1239016 | 1/4" | 7/16"-24 Inverted | Domestic |
| 1239013 | | 7/16"-24 Inverted | Domestic |
| 1239014 | 5/16" | 1/2"-20 Inverted | Domestic |
| 1239015 | 3/8" | 5/8"-18 Inverted | Domestic |

WARNING: Cancer and Reproductive Harm - www.P65Warnings.ca.gov.

Brass Adapters

| PN | I.D. | female | male | standard |
|---------|-------|-------------------|-------------------|----------|
| 1239220 | 3/16" | 3/8"-24 Inverted | 1/2"-20 Inverted | Domestic |
| 1239222 | | | 7/16"-24 Inverted | Domestic |
| 1239228 | | | 9/16"-18 Inverted | Domestic |
| 1239219 | 1/4" | 7/16"-24 Inverted | 1/2"-20 Inverted | Domestic |
| 1239225 | | | 9/16"-18 Inverted | Domestic |

WARNING: Cancer and Reproductive Harm - www.P65Warnings.ca.gov.

Air Brakes

Del City's line of air products are from Tramec Sloan, an American-based manufacturer of high quality air and electrical components for commercial vehicles. Stocked products include rubber hose assemblies, coiled air assemblies, bulk nylon tubing, 3-in-1 wraps, gladhand connectors, and several different types of accessories. Tramec Sloan air products are perfect for all your application needs, whether it is for a replacement or new build.



12451030

Nylon Air Brake Tubing

Nylon Air Brake Tubing is manufactured from heat and light stabilized nylon to resist aging. It has a nylon core, synthetic fiber braid, and nylon cover. The tubing will resist gasoline, diesel fuel, and other chemicals. All tubing has a working pressure of 150 psi, UV resistant and it meets or exceeds SAE J844 and DOT FMVSS standards. Most common applications are truck & trailer air brake systems. Operating Temperature: -40°F to 200°F

| PN | color | size O.D. | wall size | foot per box | lbs per box |
|-----------|-------|-----------|-----------|--------------|-------------|
| 12451030 | black | 1/4" | single | 100' | 1.7 |
| 12451030B | blue | | | 100' | 2.3 |
| 12451030R | red | | | 100' | 2.2 |
| 12451031 | black | 3/8" | dual | 100' | 3.8 |
| 12451031B | blue | | | 100' | 4 |
| 12451031R | red | | | 100' | 2.9 |
| 12451032 | black | 1/2" | | 100' | 5 |
| 12451032B | blue | | | 100' | 5 |
| 12451032R | red | | | 100' | 5 |
| 12451033 | black | 5/8" | 50' | 2.5 | |
| 12451034 | black | 3/4" | 50' | 4.4 | |

⚠ WARNING: Cancer and Reproductive Harm - www.P65Warnings.ca.gov.



12452118

Air Brake Rubber Hose Assemblies

Rubber Air Hose assemblies are manufactured in the USA and have one fixed fitting and one swivel fitting. The hose is also resistant to gasoline, diesel fuel, oil, and other commonly used vehicle/cleaning chemicals. Hoses have a minimum burst pressure of 900 psi, and a maximum operating pressure of 225 psi. Meet SAE J1402 and DOT-106 specifications. Operating Temperature: -40°F to 212°F.

| PN | size I.D. | length | PN | size I.D. | length |
|----------|-----------|--------|----------|-----------|--------|
| 12453218 | 3/8" | 18" | 12452118 | 1/2" | 18" |
| 12453220 | | 20" | 12452120 | | 20" |
| 12453224 | | 24" | 12452124 | | 24" |
| 12453230 | | 30" | 12452130 | | 30" |
| 12453236 | | 36" | 12452136 | | 36" |
| 12453240 | | 40" | 12452140 | | 40" |
| 12453248 | | 48" | 12452148 | | 48" |
| 12453260 | | 60" | 12452160 | | 60" |
| 12453272 | | 72" | 12452172 | | 72" |

⚠ WARNING: Cancer and Reproductive Harm - www.P65Warnings.ca.gov.



12451039R



12451055

Coiled Air Assemblies

Coiled Air Assemblies are made in the USA, from wrapped nylon tubing that is manufactured to retain its shape. The 5th wheel sliding assembly is a black coiled, 1/4", nylon air hose with spring guards, and it extends to a working length of 5-ft. All assemblies have a working pressure of 150 psi, and conform to SAE J844. Operating Temperature: -65°F to 200°F.

| PN | color | foot per coil | type | PN | color | foot per coil | type |
|-----------|------------|---------------|-----------|---|-------|---------------|-----------|
| 12451035 | blue & red | 12' | 12" leads | 12451039B | blue | 15' | 40" leads |
| 12451035B | blue | | | 12451039R | red | | |
| 12451035R | red | | | 12451055 | black | 5' | 5th wheel |
| 12451039 | blue & red | 15' | 40" leads | ⚠ WARNING: Cancer and Reproductive Harm www.P65Warnings.ca.gov . | | | |



Scan for pricing or go to www.delcity.net/catalogpricing

1.800.654.4757
f:1.800.431.1293



Scan for pricing or go to www.delcity.net/catalogpricing

www.delcity.net
info@delcity.net



3-in-1 Hose Wraps with Dura-Grip Ends

3-in-1 Wraps are manufactured in the USA, and come with two black 3/8" rubber air hoses, and one 7-way ABS electrical cord and connector. The air hoses feature standard 1/2" gladhand handles at the end and tractor fittings. 3-in-1 wraps are designed to keep everything together in one bundle, and they prevent lines from tangling. Components meet SAE J844 and DOT FMVSS standards.

| PN | color | foot per wrap |
|----------|-------|---------------|
| 12451097 | black | 12' |
| 12451098 | | 15' |

| PN | color | foot per wrap |
|----------|-------|---------------|
| 12451099 | black | 20' |

⚠ WARNING: Cancer and Reproductive Harm
www.P65Warnings.ca.gov



12441015

12441016

12441017

Standard Gladhands

These standard gladhands are made from die cast aluminum and have stainless steel wear plates. Service and emergency configurations are polarized and the universal gladhand is non-polarized.

| PN | color | type |
|----------|-------|-----------|
| 12441015 | blue | service |
| 12441016 | red | emergency |

| PN | color | type |
|----------|-----------------|-----------|
| 12441017 | stainless steel | universal |

⚠ WARNING: Cancer and Reproductive Harm - www.P65Warnings.ca.gov



12441062

Swing-Away Style Gladhands

Swing-Away gladhands feature a 180° swivel for easy airline coupling. They also can be used to replace more expensive swivel type hoses. Swinging closed allows the gladhand to be protected from debris when not in use. These swing-away gladhands have a bottom port air hookup and black poly seal.

| PN | color | type |
|----------|-------|-----------|
| 12441062 | blue | service |
| 12441063 | red | emergency |

| PN | color | type |
|----------|-----------------|-----------|
| 12441064 | stainless steel | universal |

⚠ WARNING: Cancer and Reproductive Harm - www.P65Warnings.ca.gov



12441019

12441023

Bracket Mount Gladhands

Bracket Mount Gladhands mount at a 37-1/2° angle for easier access when coupling. Gladhands come with a rubber seal.

| PN | color | type |
|----------|-------|---------|
| 12441023 | blue | service |

| PN | color | type |
|----------|-------|-----------|
| 12441019 | red | emergency |

⚠ WARNING: Cancer and Reproductive Harm - www.P65Warnings.ca.gov



12441736



12451738



12456600

Gladhand Seals

Gladhand seals are used for keeping unwanted debris out of the gladhand.

| PN | color | type |
|----------|-------|-------------------------------------|
| 12441738 | blue | poly seal |
| 12441737 | red | |
| 12441739 | black | |
| 12445500 | blue | poly seal w/ stainless steel filter |
| 12456600 | red | |
| 12457700 | black | |

| PN | color | type |
|----------|--------|----------------|
| 12441749 | black | full face seal |
| 12441736 | black | slit flap seal |
| 12441721 | orange | pacifier |

⚠ WARNING: Cancer and Reproductive Harm
www.P65Warnings.ca.gov



12441227



12441226

Gladhand & Grip Combo

This unique gladhand also combines with a grip for added leverage making it easier to couple and uncouple. These are made from die cast aluminum with a stainless steel wear plate. They also feature a colored powder coating for quick configuration identification, but also added protection against corrosion.

| PN | color | type |
|----------|-------|-----------|
| 12441226 | blue | service |
| 12441227 | red | emergency |

| PN | color | type |
|----------|------------|-------|
| 12441228 | blue & red | combo |

⚠ WARNING: Cancer and Reproductive Harm
www.P65Warnings.ca.gov



12441004

12441014

Shut-Off Style Gladhands

Shut-Off Gladhands are a pull lever style. The Shut-Off valves help prevent unwanted debris from getting into the gladhand. This style also comes with a gasket that is mounted between the gladhand and trailer. Gaskets help prevent corrosion on the surface between the trailer and product.

| PN | color | type |
|----------|-------|---------|
| 12441004 | blue | service |

| PN | color | type |
|----------|-------|-----------|
| 12441014 | red | emergency |

⚠ WARNING: Cancer and Reproductive Harm - www.P65Warnings.ca.gov



Dummy Gladhands

Universal dummy gladhands provides a shut-off and requires no seal. 1236413 dummy gladhand style comes with an 18" cable made from nylon coated galvanized steel. It is a 1/8" O.D. cable.

| PN | color | PN | color |
|---------|-----------|----------|----------------------|
| 1236413 | universal | 12441167 | stamped & non-vented |

⚠ WARNING: Cancer and Reproductive Harm - www.P65Warnings.ca.gov.



Gladhand Grips

Gladhand Grip handles are installed between a gladhand and airline. They help avoid the twisting of airlines at the connection. Handles will fit most tractor airlines. The airline connection is a 1/2" NPTF Female, and the gladhand connection is a 1/2" NPTF Male. Aluminum finished version is more durable and provides a more aesthetic look. Handles come color coded in sets of two, with one red and one blue handle.

| PN | color | type | PN | color | type |
|----------|------------|----------|----------|------------|----------|
| 12441751 | blue & red | standard | 12441799 | blue & red | aluminum |

⚠ WARNING: Cancer and Reproductive Harm - www.P65Warnings.ca.gov.



1231402

Air Product Repair Kits

Quick Fix kits provide a permanent solution for air brake lines that need repairing. Each kit comes with parts to repair two 3/8" rubber air brake lines.

| PN | size I.D. | fittings | PN | size I.D. | fittings |
|---------|-----------|----------|---------|-----------|----------|
| 1231402 | 3/8" | 3/8" | 1231403 | 3/8" | 1/2" |

⚠ WARNING: Cancer and Reproductive Harm - www.P65Warnings.ca.gov.



12451170

Separators

Air Hose Separators can be mounted by cable ties or used with a hose spring. Material is a high-impact nylon that provides a UV Resistance. The puck style separator is used for up to 3 hoses, and it helps reduce the negative effects of hoses rubbing against each other. The puck can also be used to organize hoses and create a wrap. For wraps, use 1 puck per foot for best results.

| PN | size I.D. | type | PN | size I.D. | type |
|----------|-----------|----------|----------|-----------|------|
| 12451037 | 3/8" | standard | 12451170 | 3/8" | puck |
| 12451038 | 1/2" | standard | | | |

⚠ WARNING: Cancer and Reproductive Harm
www.P65Warnings.ca.gov.



12451169

Twist Locking Clamps

Twist locking clamps are self-adjusting clamps that make for an easier way to connect and disconnect hoses. The clamp is one assembly with two pieces that rotates in 3 different positions. Carabiner included.

| PN | size I.D. | PN | size I.D. |
|----------|-----------|----------|-----------|
| 12451169 | 3/8" | 12451178 | 1/2" |

⚠ WARNING: Cancer and Reproductive Harm - www.P65Warnings.ca.gov.



12451001

12451009



12451088

Air Hose Clamps & Clips

These air hose clamps and frame clip are for use with 3/8" air hose. Clamps are available with either 2 or 3 holes.

| PN | size I.D. | type | PN | size I.D. | type |
|----------|-----------|-------|----------|-----------|------------|
| 12451001 | 3/8" | 2-way | 12451088 | 3/8" | frame clip |
| 12451009 | | 3-way | | | |

⚠ WARNING: Cancer and Reproductive Harm
www.P65Warnings.ca.gov.



12451047

Tender Springs

Tender spring supports are used for hanging air and electrical lines.

| PN | size O.D. | length | PN | size O.D. | length |
|----------|-----------|--------|----------|-----------|--------|
| 12451047 | 1" | 13" | 12451049 | 1.06" | 25" |
| 12451048 | 1.06" | 15" | | | |

⚠ WARNING: Cancer and Reproductive Harm
www.P65Warnings.ca.gov.



12490000

Rubber Tarp Straps

Rubber tarp straps can be used across a variety of applications. The length in the item description is at the relaxed state. These straps will stretch out 150%, and they will recover 98.8% of its length. Straps include an S hook.

| PN | length | PN | length |
|----------|--------|----------|--------|
| 12490000 | 9" | 12490003 | 31" |
| 12490001 | 15" | 12490004 | 41" |
| 12490002 | 21" | | |

⚠ WARNING: Cancer and Reproductive Harm
www.P65Warnings.ca.gov.




Scan for pricing or go to www.delcity.net/catalogpricing

1.800.654.4757
f:1.800.431.1293

NEW**BLUE SEA**
SYSTEMS**Blue Sea Systems Air Brake Compressors and Accessories**

Designed for 12V DC Large/Work Truck applications, these Air Brake Compressors aid in maintaining air brake systems in their ready status. The industrial grade compressor with automatic operation, turns ON at 95 PSI and OFF at 125 PSI. Includes thermal protection, which guards against overheating and is designed for horizontal or vertical mounting with no mounting plate required.



Scan for
pricing or go to
[www.delcity.net/
catalogpricing](http://www.delcity.net/catalogpricing)

www.delcity.net
info@delcity.net

| PN | description |
|--------|---|
| 907920 | 95 PSI On / 125 PSI Off, Horizontal Mount |
| 907921 | 95 PSI On / 125 PSI Off, Vertical Mount |
| 907910 | Air Filter Assembly |
| 907911 | Replacement Air Filter Elements |
| 907912 | Replacement Water Separator Filter |

⚠ WARNING: Cancer and Reproductive Harm - www.P65Warnings.ca.gov.



12121727

Heater Hose

Replacement hose for use on most cars and light trucks, this standard grade hose withstands the abuse of corrosive solutions and additives. The black EPDM tube and cover is constructed with a two spiral polyester reinforcement that resists weathering to provide a long, trouble-free service life. Temperature resistance is -40°C to 100°C (-40°F to 212°F). **Not for steam use.**

| PN | length | I.D. |
|----------|-------------------|------|
| 12127001 | order by the foot | 3/4" |
| 12121725 | 50' spool | 1/2" |
| 12121726 | 50' spool | 5/8" |

| PN | length | I.D. |
|----------|------------|------|
| 12121727 | 50' spool | 3/4" |
| 12126250 | 250' spool | 5/8" |
| 12127250 | 250' spool | 3/4" |

⚠ WARNING: Cancer and Reproductive Harm - www.P65Warnings.ca.gov.



Scan for pricing or go to www.delcity.net/catalogpricing

1.800.654.4757
f:1.800.431.1293



12124078

Fuel Line Hose

Designed for conveying gasoline, E-85, diesel, and bio-diesel fuels in over the road vehicles and will withstand oil, grease, abrasion, and ozone. The black Nitrile tube and Nitrile/PVC cover is constructed with a two spiral polyester reinforcement that provides a long, trouble-free service life. Fuel line hose exceeds the burst requirements of the SAE 30R6 specification. Temperature rating is -40°C to 100°C (-40°F to 212°F).

| PN | length | I.D. |
|----------|-------------------|-------|
| 12124014 | order by the foot | 1/4" |
| 12124516 | order by the foot | 5/16" |
| 12124038 | order by the foot | 3/8" |
| 12124048 | 25' spool | 3/16" |
| 12124060 | 25' spool | 1/4" |
| 12124078 | 25' spool | 5/16" |

| PN | length | I.D. |
|----------|------------|-------|
| 12124088 | 25' spool | 3/8" |
| 12124106 | 25' spool | 7/16" |
| 12124068 | 250' spool | 1/4" |
| 12124084 | 250' spool | 5/16" |
| 12124100 | 250' spool | 3/8" |

⚠ WARNING: Cancer and Reproductive Harm www.P65Warnings.ca.gov.



1212225

Air Hose

Red EPDM tube and cover features a four spiral polyester reinforcement that keeps the hose kink resistant and flexible in extreme temperatures. Cover is resistant to abrasion, weathering, and ozone. Air hose is coupled with brass fittings. Temperature rating is -40°C to 100°C (-40°F to 212°F). **Not for steam use.**

| PN | length | I.D. |
|----------|---------------|------|
| 12153850 | 50' spool box | 3/8" |

| PN | length | I.D. |
|----------|---------------|------|
| 12152250 | 50' spool box | 1/4" |

⚠ WARNING: Cancer and Reproductive Harm - www.P65Warnings.ca.gov.



12132998

Transmission Oil Cooler Hose

Special hose for circulating transmission fluid at high temperatures. The black Nitrile tube and Nitrile/PVC cover are designed to meet OEM and SAE J1532 requirements. The hose features a polyester reinforcement for high burst protection. Transmission oil cooler hose is resistant to fuel, ozone, oil, grease, and heat aging. Fluid temperature of -34°C to 125°C (-30°F to 257°F).

| PN | length | I.D. |
|----------|---------------|------|
| 12131616 | 25' spool box | 3/8" |

⚠ WARNING: Cancer and Reproductive Harm - www.P65Warnings.ca.gov.



12133395

Windshield Wiper/Vacuum Hose

Low pressure tubing for windshield washers, vacuum, and emissions systems for power accessories. Black EPDM tube meets SAE J1037 specification and will not deteriorate from heat, weathering, or ozone. Windshield/Vacuum hose maintains its flexibility even at low temperatures. Temperature rating is -40°C to 100°C (-40°F to 212°F). **Not for steam use.**

| PN | description | I.D. |
|----------|---------------|-------|
| 12133395 | 50' spool box | 7/16" |
| 12133405 | 50' spool box | 5/32" |

| PN | description | I.D. |
|----------|---------------|-------|
| 12133415 | 50' spool box | 7/32" |
| 12133425 | 50' spool box | 9/32" |

⚠ WARNING: Cancer and Reproductive Harm - www.P65Warnings.ca.gov.

Wiper Blades



Scan for pricing or go to www.delcity.net/catalogpricing

www.delcity.net
info@delcity.net



TRICO®

NeoForm® Wiper Blades

Elite version of the Memory Curve Steel® beam blades. With no exposed parts, they are resistant to snow and ice clogging, providing excellent performance in winter conditions. NeoForm® blades feature a pre-assembled connector to fit popular wiper arm types and specialty wiper arm coverage, such as the new Side Pin, Pinch Tab and Push Button wiper arms.

| PN | length | PN | length | PN | length |
|----------|--------|----------|--------|----------|--------|
| 12016160 | 16" | 12016190 | 19" | 12016240 | 24" |
| 12016170 | 17" | 12016210 | 21" | | |
| 12016180 | 18" | 12016220 | 22" | | |

⚠ **WARNING:** Cancer and Reproductive Harm - www.P65Warnings.ca.gov.




TRICO®

Tech® Wiper Blades

Features an advanced flexible Memory Curve Steel® beam that provides uniform pressure for a clean, clear wipe. Tested to perform over 1.5 million cycles.

| PN | length | PN | length | PN | length |
|----------|--------|----------|--------|----------|--------|
| 12019160 | 16" | 12019210 | 21" | 12019280 | 28" |
| 12019170 | 17" | 12019220 | 22" | | |
| 12019180 | 18" | 12019240 | 24" | | |
| 12019200 | 20" | 12019260 | 26" | | |

⚠ **WARNING:** Cancer and Reproductive Harm - www.P65Warnings.ca.gov.



TRICO®

30-Series Wiper Blades

Extremely dependable and easy to install. Aerodynamic steel frame provides exceptional strength and durability for a better wrap on highly curved windshields, and the precision-cut rubber edge creates superior wiping action. Each blade includes a pre-attached universal adaptor that fits 95% of vehicles on the road. Dog leg design allows for quick and easy installation on flat wiper arm applications.

| PN | length | PN | length | PN | length |
|----------|--------|----------|--------|----------|--------|
| 12030110 | 11" | 12030190 | 19" | 12030280 | 28" |
| 12030130 | 13" | 12030200 | 20" | | |
| 12030150 | 15" | 12030221 | 22" | | |
| 12030160 | 16" | 12030240 | 24" | | |
| 12030180 | 18" | 12030260 | 26" | | |

⚠ **WARNING:** Cancer and Reproductive Harm - www.P65Warnings.ca.gov.

Totes



1614420

Hitch Totes

Features padded cases to protect both hitches and vehicles. Convenient storage pockets for pins and locks with rip-and-grip closure tabs.

| PN | description | size |
|----------|---------------------|-------------------------|
| 16144203 | tri-ball black tote | up to 12 "L X 8"W X 5"H |

⚠ **WARNING:** Cancer and Reproductive Harm - www.P65Warnings.ca.gov.



Brake Cleaner

Quickly cleans and degreases both drum and disc brakes without disassembly. Dissolves brake fluid, oil, grease and other contaminants, leaving no residue. Non-corrosive to metals.

| PN | size |
|----------|-------|
| 13066200 | 18 oz |

Not for sale in CA or other states governed by the Ozone Transport Commission

WARNING: Cancer and Reproductive Harm
www.P65Warnings.ca.gov.



Carb/Choke Cleaner

Quickly removes fuel system gum and varnish deposits. Cleans the carburetor, automatic choke and PCV valves with a simple spray. Safe for oxygen sensors and catalytic converters, and leaves no residue.

| PN | size |
|----------|---------|
| 13066220 | 16.5 oz |

Not for sale in CA or other states governed by the Ozone Transport Commission

WARNING: Cancer and Reproductive Harm
www.P65Warnings.ca.gov.



Scan for pricing or go to www.delcity.net/catalogpricing

1.800.654.4757
f:1.800.431.1293



13064132

Brake Fluid

For use on US and foreign vehicles where DOT 3 Fluid is specified. Exceeds the Federal specification VV-B-680 and SAE SPEC J1703. Available in 12 and 32 ounce bottles and meets the DOT-3 Federal Standard FMVSS #116.

| PN | size |
|----------|-------|
| 13064112 | 12 oz |
| 13064132 | 1 qt |

WARNING: Cancer and Reproductive Harm
www.P65Warnings.ca.gov.



Marvel Mystery Oil

Gas and oil additive that helps improve the overall performance of your vehicle. It lubricates the entire fuel system and when added to your fuel will reduce the amount of varnish and gum build-up.

| PN | size |
|----------|------|
| 13064013 | 1 qt |

WARNING: Cancer and Reproductive Harm
www.P65Warnings.ca.gov.



13064232

Power Steering Fluid

Specially formulated to help keep power steering units operating smoothly and quietly. Contains anti-wear, anti-foaming and anti-corrosion additives. Meets service requirements of GM, Ford and Chrysler.

| PN | size |
|----------|-------|
| 13064212 | 12 oz |
| 13064232 | 32 oz |

WARNING: Cancer and Reproductive Harm
www.P65Warnings.ca.gov.



Marvel Mystery Air Tool Oil

Protect piston and rotary type air tools from the savages of the environment. Prevents rust formation in air tools while providing lubrication for smoother starting and longer lasting tools.

| PN | size |
|----------|------|
| 13064085 | 1 qt |

WARNING: Cancer and Reproductive Harm
www.P65Warnings.ca.gov.



Starting Fluid

Aids in starting the engine with a special formulation containing upper engine lubricant. Suitable for both gas and diesel. Temperature rating: -45°C (-65°F).

| PN | size |
|----------|-------|
| 13064316 | 11 oz |

WARNING: Cancer and Reproductive Harm
www.P65Warnings.ca.gov.



White Lithium Grease

Multi-purpose, long-lasting lithium grease for metal to metal applications. Helps reduce friction and helps eliminate rust and corrosion.

| PN | size |
|----------|-------|
| 13065016 | 13 oz |

WARNING: Cancer and Reproductive Harm
www.P65Warnings.ca.gov.



Rubberized Undercoat

Formulated to provide a long-lasting, tough, flexible and sealed protection. Applying to undercarriage also helps reduce road noise. Installation is simple: point and spray.

| PN | size |
|----------|-------|
| 13065020 | 18 oz |

WARNING: Cancer and Reproductive Harm
www.P65Warnings.ca.gov.



13110054

Spray Lubricant

WD-40® has multiple uses and is most commonly used as a rust penetrant or lubricant. It can also be used as a cleaner to remove paint, varnish, carbon, gum and is safe for all metal surfaces.

| PN | size |
|----------|-------|
| 13110054 | 8 oz |
| 22031DL | 12 oz |

WARNING: Cancer and Reproductive Harm
www.P65Warnings.ca.gov.



Anti-Seize Compound

Prevents seizing, galling and corrosion and makes disassembly of components easier. Used on engine bolts, nuts, fittings, studs and pins. Withstands temperatures from -54°C to 1093°C (-65°F to 2000°F) and meets MIL-A-907E specs.

| PN | size |
|----------|------|
| 13065133 | 8 oz |

WARNING: Cancer and Reproductive Harm
www.P65Warnings.ca.gov.



Trim Adhesive

Fast drying and can be used to bond most types of automotive trim. The adjustable spray pattern allows for easy and accurate application on fabrics, foam, upholstery, carpet, vinyl tops and other non-metal surfaces.

| PN | size |
|----------|-------|
| 13062080 | 17 oz |

Not for sale in CA or other states governed by the Ozone Transport Commission

WARNING: Cancer and Reproductive Harm
www.P65Warnings.ca.gov.

3M Duct Tape



Scan for pricing or go to www.delcity.net/catalogpricing

www.delcity.net
info@delcity.net



3M™ Multi-Purpose Duct Tape (5.77 MIL)

Ideal for light-duty marking and non-critical applications. Temperature rating of 93°C (200°F).

| PN | color | length | width | thickness | strength |
|-----|--------|--------------|--------------|-----------|----------|
| 350 | silver | 150' (45.7m) | 1.88" (48mm) | 5.77 mil | 16 lbs |

⚠ WARNING: Cancer and Reproductive Harm www.P65Warnings.ca.gov.




3M™ Heavy-duty Multi-Purpose Duct Tape (7.7 MIL)

Ideal for general maintenance, wrapping, sealing, protecting and color-coding. Temperature rating of 93°C (200°F).

| PN | color | length | width | thickness | strength |
|-------|-------|--------------|--------------|-----------|----------|
| 360 | black | 180' (54.8m) | 1.88" (48mm) | 7.7 mil | 22 lbs |
| 361DL | olive | | | | |
| 365 | white | | | | |

⚠ WARNING: Cancer and Reproductive Harm www.P65Warnings.ca.gov.



3M™ Extra Heavy-Duty Duct Tape (10.7 MIL)

Designed for the most demanding applications in the automotive, trucking, construction, industrial and HVAC markets. Meets UL 723, HUD and BOCA codes. Temperature rating of 93°C (200°F).

| PN | color | length | width | thickness | strength |
|-----|-------|--------------|--------------|-----------|----------|
| 370 | black | 180' (54.8m) | 1.88" (48mm) | 10.7 mil | 35 lbs |
| 371 | olive | | | | |

⚠ WARNING: Cancer and Reproductive Harm www.P65Warnings.ca.gov.

Electrical & Multi-purpose Tape



3M Vinyl Electrical Tape (7 MIL)

This vinyl electrical tape is a tough 7 mil tape with excellent adhesive ability. UL rated, control no. 362K. Temperature rating: 80°C (176°F).

| PN | color | length | width | thickness | pkg qty |
|------|-------|--------|-------|-----------|------------------|
| 733 | black | 60' | ¾" | 7 mil | single roll |
| 7335 | | | | | case - 100 rolls |

⚠ WARNING: Cancer and Reproductive Harm www.P65Warnings.ca.gov.



3M Scotch™ Super 88 (8.5 MIL)

Provides primary electrical insulation for all wire and cable splices rated up to 600V. Resistant to weather, UV rays, abrasion, corrosion, alkalis and acids, it provides a protective jacketing for high voltage cable splices and repairs. Meets requirements of ASTM D-3005, Type II, UL 510 and MIL-1-24391. Temperature range: -18°C to 105°C (0°F to 221°F).

| PN | color | length | width | thickness | pkg qty |
|------|-------|--------|-------|-----------|------------------|
| 883 | black | 66' | ¾" | 8.5 mil | single roll |
| 8835 | | | | | case - 100 rolls |

⚠ WARNING: Cancer and Reproductive Harm www.P65Warnings.ca.gov.



3M Scotch™ Super 33+ (7 MIL)

Rated up to 600V for fixture and wire splices up to 1000V. It can be applied at -18°C (0°F) and has an operating range up to 105°C (220°F). Flame retardant, resists UV rays, abrasion, moisture, alkalis, acids, hot and cold weather. Meets requirements of ASTM D-3005, Type I, UL 510, HHI-595C and CSA 22.2.

| PN | color | length | width | thickness | pkg qty |
|------|-------|--------|-------|-----------|------------------|
| 335 | black | 66' | ¾" | 7 mil | single roll |
| 3335 | | | | | case - 100 rolls |

⚠ WARNING: Cancer and Reproductive Harm www.P65Warnings.ca.gov.



3M Scotch™ Linerless Electrical Rubber Tape (30 MIL)

This Scotch™ 2242 tape is an economical general purpose rubber insulating tape, well suited for small terminating and splicing jobs.

| PN | color | length | width | thickness | pkg qty |
|-----|-------|--------|-------|-----------|-------------|
| 633 | black | 15' | ¾" | 30 mil | single roll |

⚠ WARNING: Cancer and Reproductive Harm www.P65Warnings.ca.gov.



Amalgamating (Cold Shrink) Tape - Self-Sticking

When the tape is applied with a high degree of stretch (2 to 3 times for stretch) within two to three minutes, it has already begun to amalgamate. Within four hours, it will be a solid mass of rubber.
NOTE: The tape is NOT resistant to hydrocarbon type solvents, oils and greases.

| PN | color | length | width | thickness | pkg qty |
|-----|-------|--------|-------|-----------|-------------|
| 734 | black | 30' | 1" | 20 mil | single roll |

⚠ WARNING: Cancer and Reproductive Harm www.P65Warnings.ca.gov.

Splice and Joint Tape Sealant

Soft, tacky and pliable material having the ability to seal with a wide variety of substrates including: rubbers, plastics and metals, while remaining flexible for extended periods of time. Resistant to alcohol, ketone, acids and alkalis. Operating temperature range is -40°C to 90°C (-40°F to 194°F). Curing temperature is 110°C (230°F).

| PN | color | length | width | thickness | pkg qty |
|-----|-------|--------|-------|-----------|-------------|
| 736 | gray | 25' | 1" | 1/16" | single roll |

⚠ WARNING: Cancer and Reproductive Harm www.P65Warnings.ca.gov.

Wrap N Seal™ Self-fusing Silicone Tape

Self-fuses without heat, forming a solid rubber insulation in 24 hours. Use this tape to insulate and protect harnesses, splices, motor leads, etc. Operational temperature range is -40°C to 200°C (-50°F to 400°F).

| PN | color | length | width | thickness | pkg qty |
|-----|-------|--------|-------|-----------|-------------|
| 233 | red | 20' | 1" | 1/16" | single roll |
| 235 | black | | | | |

⚠ WARNING: Cancer and Reproductive Harm www.P65Warnings.ca.gov.

Electrical Tape

Use in applications up to 600V and temperatures up to 80°C (176°F). This tape is also resistant to abrasion, UV rays, moisture, alkalis, solvents and many acids. UL rated.

| PN | color | length | width | thickness | pkg qty |
|--------|-------|--------|-------|-----------|-------------|
| 2241DL | red | 66' | 3/4" | 7 mil | single roll |
| 2242 | white | | | | |
| 2243DL | blue | | | | |
| 2244DL | green | | | | |

⚠ WARNING: Cancer and Reproductive Harm www.P65Warnings.ca.gov.

Assorted Colors Electrical Tape

Use in applications up to 600V and temperatures up to 80°C (176°F). Resistant to abrasions, UV rays, moisture, alkalis, solvents and many acids.

| PN | color | length | width | thickness | pkg qty |
|----------|---------------------------------|--------|-------|-----------|------------|
| 19015160 | white, red, blue, green, yellow | 20' | 1/2" | 7 mil | five rolls |

⚠ WARNING: Cancer and Reproductive Harm www.P65Warnings.ca.gov.

Liquid Tape

A liquid coating used to insulate and protect electrical splices and connections. The waterproof coating will not unravel or deteriorate like tape. Includes a brush-on applicator. Usable temperature range: -34°C to 93°C (30°F to 200°F).

| PN | color | size | pkg type |
|-------|-------|-------|-------------|
| 330DL | black | 4 oz. | liquid tape |
| 331DL | red | | |

⚠ WARNING: Cancer and Reproductive Harm www.P65Warnings.ca.gov.

Hot-Melt Fusion Tape

Typically used for extra adhesion in areas between wire bundles for weatherproofing and under non-dual wall heatshrink products. Tape will activate when shrinking the tubing. The tape is flexible, and able to be cut to fit your application.

| PN | color | length | width | pkg qty |
|-----|-------|--------|-------|-------------|
| 609 | clear | 25' | 2" | single roll |



⚠ WARNING: Cancer and Reproductive Harm www.P65Warnings.ca.gov.

Therma Shield Shielding Tape

Aluminized Fiberglass high temperature and EMI/RDI shielding tape features intense heat reflectivity and thermal stability at high temperatures for short periods of time. The tape is made from 1 mil aluminum foil, laminated on 2 mil glass cloth with a silicone adhesive.

| PN | size I.D. | foot per roll | lbs per roll | max temp. | temp. range |
|------|-----------|---------------|--------------|--------------------|----------------------------------|
| 1691 | 1" | 108 ft | 0.5 | 648°C (1,200°F) | -60° to 255°C (-76° to 491°F) |
| 1692 | 1 1/2" | | 0.75 | | |
| 1693 | 2" | | 1.06 | | |
| 1694 | 3" | | 1.59 | | |
| 1695 | 4" | | 2.12 | | |
| 1696 | 6" | | 3.18 | | |

⚠ WARNING: Cancer and Reproductive Harm www.P65Warnings.ca.gov.



Scan for pricing or go to www.delcity.net/catalogpricing

1.800.654.4757
f:1.800.431.1293



Scan for pricing or go to www.delcity.net/catalogpricing

www.delcity.net
info@delcity.net



13062421



13062422

Threadlocker

Blue threadlocker is an all-purpose, medium strength additive that prevents parts from loosening due to vibration, protects against corrosion, and is ideal for ¼" and larger applications that require disassembly with hand tools. Red threadlocker is a high-strength additive that provides heavy-duty, vibration proof, permanent locking to studs and threaded fasteners ideal for ⅜" to 1" applications not requiring periodic assembly as heat or special tools needed for disassembly.

| PN | description | size | PN | description | size |
|----------|-----------------------|-------|----------|--------------------|-------|
| 13062421 | blue, medium strength | 6 ml | 13062711 | red, high strength | 6 ml |
| 13062422 | blue, medium strength | 50 ml | 13062712 | red, high strength | 50 ml |

⚠ WARNING: Cancer and Reproductive Harm - www.P65Warnings.ca.gov.

Silicone Gasket Makers

Blue silicone gasket maker replaces most pre-cut gaskets and increases the sealing ability of cut gaskets. It withstands temperature extremes of -62°C to 315°C (-80°F to 600°F), intermittent to 315°C (600°F) only. Red silicone gasket maker is designed for gasket applications subject to high temperatures and pressures. Red gasket maker is rated to -62°C to 343°C (-80°F to 650°F), intermittent to 343°C (650°F) only. Both are safe for use on all sensor equipment and computer controlled vehicles.

| PN | description | size |
|----------|--------------------------------------|------|
| 13061061 | blue silicone gasket maker | 3 oz |
| 13061071 | red silicone gasket maker, high temp | 3 oz |

⚠ WARNING: Cancer and Reproductive Harm - www.P65Warnings.ca.gov.

Silicone Adhesive Sealants

Create a strong, lasting, weather resistant bond. Clear and black adhesive sealants insulate, seal and bond glass, metal, plastics, rubber, vinyl and fabrics. They dry tough and flexible and can be used as gasket makers. Clear and black sealants are rated to -62°C to 315°C (-80°F to 600°F), intermittent to 315°C (600°F) only.

| PN | description | size |
|----------|---------------------------------|------|
| 13061091 | clear silicone adhesive sealant | 3 oz |
| 13061111 | black silicone adhesive sealant | 3 oz |

⚠ WARNING: Cancer and Reproductive Harm - www.P65Warnings.ca.gov.

Trim Adhesive

Fast drying and can be used to bond most types of automotive trim. The adjustable spray pattern allows for easy and accurate application on fabrics, foam, upholstery, carpet, vinyl tops and other non-metal surfaces.

| PN | size |
|----------|-------|
| 13062080 | 17 oz |

Not for sale in CA or other states governed by the Ozone Transport Commission

⚠ WARNING: Cancer and Reproductive Harm
www.P65Warnings.ca.gov



13061061



13061071




13061091



13061111



Safety Supplies



22028

22029DL

Ear Plugs

| PN | description | pkg. qty. |
|-------|--|-----------|
| 22027 | ear plug, comfort, 30 noise reduction rating | 1 pr. |
| 22028 | ear plug w/cord, comfort 30 noise reduction rating | 1 pr. |

⚠ WARNING: Cancer and Reproductive Harm - www.P65Warnings.ca.gov.



22023

22024

22025

22026

Safety Glasses

Protect your eyes in style and comfort. All have anti-fog lenses.

| PN | type | PN | type |
|-------|-------------|-------|---------------|
| 22023 | traditional | 22024 | sport |
| 22025 | wraparound | 22026 | visitor specs |

⚠ WARNING: Cancer and Reproductive Harm - www.P65Warnings.ca.gov.



22041DL

Safety Vests

Safety vests provide workers instant visibility in high traffic areas. Offered in both reflective and non-reflective styles. Each vest has velcro closure.

| PN | description | size |
|---------|--------------------------------|-------|
| 22041DL | safety vest, orange reflective | S/XL |
| 22042 | safety vest, orange reflective | 2X/3X |

⚠ WARNING: Cancer and Reproductive Harm - www.P65Warnings.ca.gov.



22034DL

22035DL

Safety Tape

Offered in OSHA approved safety colors, the yellow/black tape signifies caution areas and the red/white tape signifies danger areas.

| PN | description | length |
|---------|--|-----------|
| 22034DL | 4 mil vinyl safety tape, yellow/black industrial | 3" x 108' |
| 22035DL | 8.8 mil vinyl safety tape, red/white heavy-duty | 3" x 108' |

⚠ WARNING: Cancer and Reproductive Harm - www.P65Warnings.ca.gov.



22032DL

Caution Tape

Caution tape is a non-adhesive, 3mil yellow vinyl tape with 2" bold black "CAUTION" lettering repeated on the entire 3" x 1,000' continuous length roll.

| PN | length |
|---------|-------------|
| 22032DL | 3" x 1,000' |

⚠ WARNING: Cancer and Reproductive Harm - www.P65Warnings.ca.gov.



22045

Anti-Slip Tape

Commonly used on stairs or other foot traffic areas, anti-slip tape helps prevent injuries. Each package contains 1 strip.

| PN | length |
|-------|----------|
| 22045 | 6" x 24" |

⚠ WARNING: Cancer and Reproductive Harm - www.P65Warnings.ca.gov.



Scan for pricing or go to www.delcity.net/catalogpricing

1.800.654.4757
f:1.800.431.1293



Scan for pricing or go to www.delcity.net/catalogpricing

www.delcity.net
info@delcity.net



22010DL

Latex Gloves (5 MIL)

Designed as an all-purpose glove for general use in an industrial environment. Each glove is "powder-free" and has a beaded cuff for added strength.

| PN | size | box qty. |
|---------|------|----------|
| 22010DL | L | 100 |

⚠ WARNING: Cancer and Reproductive Harm
www.P65Warnings.ca.gov.



22015DL

Chemical Resistant Gloves (15 MIL)

Designed to protect against heavy-duty chemicals and abrasives. They feature treads on the palms and fingers for non-slip protection and have extended cuffs. Each is flock-lined and USDA approved.

| PN | size | pkg. qty. |
|---------|------|-----------|
| 22014 | L | 1 pr. |
| 22015DL | XL | 1 pr. |

⚠ WARNING: Cancer and Reproductive Harm
www.P65Warnings.ca.gov.



22037DL

Coated Gloves

Feature a tight flexible fit. Each glove is knit with a rubber coated palm offering superior grip on slippery materials.

| PN | size | pkg. qty. |
|---------|------|-----------|
| 22037DL | XL | 1 pr. |

⚠ WARNING: Cancer and Reproductive Harm
www.P65Warnings.ca.gov.



22002DL

Scrubs-in-a-Bucket®

Rough textured hand cleaner towels that are packaged in a convenient bucket type dispenser. Ideal for use on tools, hands and to clean most work surfaces.

| PN | qty. |
|---------|-----------------|
| 22002DL | 72 count bucket |

⚠ WARNING: Cancer and Reproductive Harm
www.P65Warnings.ca.gov.



22012

Nitrile Gloves (6 MIL)

Designed to protect against chemicals and abrasives. Each glove is "powder-free," puncture-resistant and offers an allergy-free alternative to latex gloves.

| PN | size | box qty. |
|-------|------|----------|
| 22012 | L | 100 |
| 22013 | XL | 90 |

⚠ WARNING: Cancer and Reproductive Harm
www.P65Warnings.ca.gov.

22016



22018

Warehouse Gloves

Available both in string knit or with PVC dots. String knit gloves are ideal to keep hands warm while working and can be used alone or as liners. PVC dot knit gloves are made of breathable cotton/poly and provide a superior grip on surfaces. Gloves are machine washable and ambidextrous.

| PN | description | size | pkg. qty. |
|-------|---------------|------|-----------|
| 22016 | PVC dot knit | L | 1 pr. |
| 22018 | standard knit | L | 1 pr. |

⚠ WARNING: Cancer and Reproductive Harm
www.P65Warnings.ca.gov.



22021DL

Mechanix® Original Gloves

Manufactured to handle the toughest work you do, these Mechanix® gloves offer improved Clarino OW-927 synthetic leather palm, index, middle and ring fingertips. Repel 25% more water and oil, preserving the life of the glove. The two-way stretch spandex top provides a better fit and the hidden interior seam stitching and lycra inset panels ensure optimum comfort and freedom of mobility.

| PN | size | pkg. qty. |
|---------|------|-----------|
| 22021DL | L | 1 pr. |

⚠ WARNING: Cancer and Reproductive Harm
www.P65Warnings.ca.gov.

ORION® Safety Products is the world's leading manufacturer of flares and other emergency signaling devices. ORION®'s flare products are made in the U.S.A and have no expiration date when properly stored. Store away from excessive heat (above 167°F), sparks or flames and incompatible materials. Continuous night and day storage above 120°F for long periods of time (over one week) should be avoided. Normal recommended storage temperatures are between 40 and 90°F."



Scan for pricing or go to www.delcity.net/catalogpricing

1.800.654.4757
f:1.800.431.1293



22071

ORION® 30-Minute Road Flare Kit

ORION®'s 30-Minute Road Flare kit includes a 6-Pack of 30-Minute flares and a bright orange safety vest. All components are enclosed in a heavy-duty polyester bag with Velcro on the back for secure placement.

| PN | case size | flare qty | ORION PN |
|-------|--------------------|-----------|----------|
| 22071 | 16.5" X 2.75" X 4" | 6 | 6030 |

⚠ WARNING: Cancer and Reproductive Harm - www.P65Warnings.ca.gov.



22072

ORION® 30-Minute Road Flares

ORION®'s 30-Minute Road Flares are enclosed in a retail bag containing a 3-Pack of waxed flares. Each bag is resealable providing 50 times more moisture protection.

| PN | case size | flare qty | ORION PN |
|-------|----------------------|-----------|----------|
| 22072 | 16.5" X 7.25" X 4.5" | 3 | 3073 |

⚠ WARNING: Cancer and Reproductive Harm - www.P65Warnings.ca.gov.



22073

ORION® Roadside Flare and Emergency Kit

| PN | case size | pieces | ORION PN |
|-------|---------------------|--------|----------|
| 22073 | 12.25" X 8.25" X 4" | 19 | 8905 |

| PN 22073 contents | qty | PN 22073 contents | qty |
|---------------------------|-----|--------------------------------|-----|
| 20-Minute Flares | 5 | Jumper Cable (8 ft., 10 gauge) | 1 |
| Bright Orange Safety Vest | 1 | Towelettes | 4 |
| Shop Cloths | 2 | Latex Gloves | 4 |
| 6-inch Green Light Stick | 1 | Nylon Carrying Case | 1 |

⚠ WARNING: Cancer and Reproductive Harm - www.P65Warnings.ca.gov.



22075

ORION® Premium Roadside Flare and Emergency Kit

| PN | case size | pieces | ORION PN |
|-------|---------------------|--------|----------|
| 22075 | 4.5" X 12.5" X 8.4" | 60 | 8907 |

| PN 22075 contents | qty | PN 22075 contents | qty |
|--|-----|-------------------------|-----|
| 15-Minute Flares | 3 | 9 ft. Roll of Duct Tape | 1 |
| Bright Orange Safety Vest | 1 | Cable Ties | 6 |
| Rain Poncho | 1 | Antiseptic Towelettes | 4 |
| Shop Cloths | 3 | Junior Bandages | 10 |
| Knitted Gloves | 2 | Bandages | 16 |
| 6-inch Green Light Stick | 2 | Alcohol Wipes | 4 |
| Premium Jumper Cable (8 ft., 10 gauge) | 1 | Sting Relief Wipes | 2 |
| 2-in-1 Screw Driver | 1 | Re-closable Pouch | 2 |
| | | Nylon Carrying Case | 1 |

⚠ WARNING: Cancer and Reproductive Harm - www.P65Warnings.ca.gov.



Scan for pricing or go to www.delcity.net/catalogpricing

www.delcity.net
info@delcity.net



22076

ORION® Roadside Flare and Emergency Kit

| PN | case size | pieces | ORION PN |
|-------|---------------------|--------|----------|
| 22076 | 12.25" X 8.25" X 4" | 79 | 8901 |

| PN 22076 contents | qty | PN 22076 contents | qty |
|--------------------------------|-----|-----------------------|-----|
| 20-Minute Flares | 3 | Towelettes | 4 |
| Bright Orange Safety Vest | 1 | Bandages | 35 |
| Rain Poncho | 1 | Large Wound Pad | 1 |
| Folding Reflective Triangle | 1 | Cold Pack | 1 |
| Heavy-Duty DD Batteries | 2 | Latex Gloves | 4 |
| 6-inch Green Light Stick | 1 | First Aid Creams | 2 |
| Thermal Blanket | 1 | Alcohol Wipes | 6 |
| Flashlight | 1 | Antiseptic Towelettes | 6 |
| Shop Cloth | 1 | Sting Relief Wipes | 4 |
| Jumper Cable (8 ft., 10 gauge) | 1 | Re-closable Pouch | 1 |
| 2-in-1 Screw Driver | 1 | Nylon Carrying Case | 1 |

⚠ WARNING: Cancer and Reproductive Harm - www.P65Warnings.ca.gov.



22077

ORION® Deluxe 5" Flare Roadside Emergency Kit

| PN | case size | pieces | ORION PN |
|-------|-------------------------|--------|----------|
| 22077 | 12.25" X 10.25" X 4.75" | 105 | 8902-5 |

| PN 22077 contents | qty | PN 22077 contents | qty |
|--------------------------------|-----|-----------------------|-----|
| 20-Minute Flares | 5 | Large Wound Pad | 1 |
| Bright Orange Safety Vest | 1 | Cold Pack | 1 |
| Rain Poncho | 1 | Latex Gloves | 6 |
| Hand Warmers | 4 | First Aid Creams | 2 |
| Heavy-Duty DD Batteries | 2 | Alcohol Wipes | 6 |
| 6-inch Green Light Stick | 2 | Antiseptic Towelettes | 6 |
| Thermal Blanket | 2 | Sting Relief Wipes | 4 |
| Flashlight | 1 | Water Pouches | 2 |
| Shop Cloth | 2 | Candles | 2 |
| Jumper Cable (8 ft., 10 gauge) | 1 | Matches | 10 |
| 2-in-1 Screw Driver | 1 | Re-closable Pouch | 1 |
| Towelettes | 6 | Nylon Carrying Case | 1 |
| Bandages | 35 | | |

⚠ WARNING: Cancer and Reproductive Harm - www.P65Warnings.ca.gov.



22078

ORION® DOT Compliant Reflective Triangles

ORION® DOT Compliant Reflective Triangles are manufactured to meet the US Federal Motor Vehicle Safety Standard #125. Features a weighted base for secure placement. All triangles fold for easy storage.

| PN | case size | flare qty | ORION PN |
|-------|-----------------------|-----------|----------|
| 22078 | 19" X 4.125" X 4.375" | 3 | 461 |

⚠ WARNING: Cancer and Reproductive Harm - www.P65Warnings.ca.gov.



22079

ORION® Emergency Signal Flag

ORION® Emergency Signal Flag reads "HELP" in bold, black letters, signaling on-coming traffic of needed assistance. Made of bright orange heavy-duty vinyl. Used on vehicles, trucks, trees, laid on the ground or used for signaling rescuers.

| PN | dimensions | ORION PN |
|-------|-------------|----------|
| 22079 | 2.5' X 2.5' | 458 |

⚠ WARNING: Cancer and Reproductive Harm - www.P65Warnings.ca.gov.



22080

ORION® Orange Non-Reflective Safety Vest

ORION® Orange Non-reflective Safety Vest provides high visibility in high traffic areas. Made of lightweight, non-reflective orange mesh and has a convenient Velcro closure.

| PN | size | ORION PN |
|-------|----------|----------|
| 22080 | one-size | 454 |

⚠ WARNING: Cancer and Reproductive Harm - www.P65Warnings.ca.gov.

KITS



Heat Shrink Kits



Scan for pricing or go to www.delcity.net/catalogpricing

www.delcity.net
info@delcity.net



Single Wall 2:1 Heat Shrink Kit

UL listed and meets MIL-1-23053/5.

| PN | case size | pieces |
|-----|---------------|--------|
| 553 | 7" x 3" x 1½" | 55 |

| PN 553 contents | qty |
|------------------------|-----|
| polyolefin ⅛" black 6" | 5 |
| polyolefin ⅜" black 6" | 5 |
| polyolefin ⅜" red 6" | 10 |
| polyolefin ¼" black 6" | 5 |

| PN 553 contents | qty |
|-------------------------|-----|
| polyolefin ¼" blue 6" | 10 |
| polyolefin ⅜" black 6" | 5 |
| polyolefin ⅜" yellow 6" | 10 |
| polyolefin ½" black 6" | 5 |

⚠ WARNING: Cancer and Reproductive Harm - www.P65Warnings.ca.gov.



Dual Wall 3:1 Heat Shrink Kit

UL listed and meets MIL-DTL-23053/4.

| PN | case size | pieces |
|-----|---------------|--------|
| 554 | 7" x 3" x 1½" | 30 |

| PN 554 contents | qty |
|-------------------------------------|-----|
| 98062501 adhesive-lined ¼" red 6" | 5 |
| 98063505 adhesive-lined ½" black 6" | 5 |
| 98063501 adhesive-lined ½" red 6" | 5 |

| PN 554 contents | qty |
|-------------------------------------|-----|
| 98061505 adhesive-lined ⅛" black 6" | 5 |
| 98061501 adhesive-lined ⅛" red 6" | 5 |
| 98062505 adhesive-lined ¼" black 6" | 5 |

⚠ WARNING: Cancer and Reproductive Harm - www.P65Warnings.ca.gov.



Dual Wall 3:1 Heat Shrink Kit

UL listed and meets MIL-DTL-23053/4.

| PN | case size | pieces |
|-----|-----------------|--------|
| 551 | 11" x 6¾" x 1¾" | 66 |

| PN 551 contents | qty |
|-------------------------------------|-----|
| 98061505 adhesive-lined ⅛" black 6" | 20 |
| 98061501 adhesive-lined ⅛" red 6" | 10 |
| 98062505 adhesive-lined ¼" black 6" | 10 |
| 98062501 adhesive-lined ¼" red 6" | 10 |
| 98063505 adhesive-lined ½" black 6" | 4 |

| PN 551 contents | qty |
|-------------------------------------|-----|
| 98063501 adhesive-lined ½" red 6" | 4 |
| 98064505 adhesive-lined ¾" black 6" | 2 |
| 98064501 adhesive-lined ¾" red 6" | 2 |
| 90865505 adhesive-lined 1" black 6" | 2 |
| 98065501 adhesive-lined 1" red 6" | 2 |

⚠ WARNING: Cancer and Reproductive Harm - www.P65Warnings.ca.gov.



Single Wall 2:1 Heat Shrink Kit

UL listed and meets MIL-1-23053/5.

| PN | case size | pieces |
|-----|-----------------|--------|
| 550 | 11" x 6¾" x 1¾" | 105 |

| PN 550 contents | qty |
|------------------------|-----|
| polyolefin ⅛" black 6" | 20 |
| polyolefin ⅜" black 6" | 20 |
| polyolefin ⅜" red 6" | 10 |
| polyolefin ¼" black 6" | 10 |

| PN 550 contents | qty |
|-------------------------|-----|
| polyolefin ¼" blue 6" | 10 |
| polyolefin ⅜" black 6" | 10 |
| polyolefin ⅜" yellow 6" | 10 |
| polyolefin ½" black 6" | 10 |
| polyolefin ¾" black 6" | 5 |

⚠ WARNING: Cancer and Reproductive Harm
www.P65Warnings.ca.gov.



Translucent Dual Wall 3:1 Heat Shrink Kit

UL listed and meets MIL-DTL-23053/4, Class 1; AMS3534 (excluding clear heat shrink).

| PN | case size | pieces |
|-----|-----------------|--------|
| 552 | 11" x 6¾" x 1¾" | 83 |

| PN 552 contents | qty |
|-----------------------------------|-----|
| 980600 adhesive-lined ⅛" clear 6" | 10 |
| 980600 adhesive-lined ⅛" clear 6" | 10 |
| 980610 adhesive-lined ⅜" clear 6" | 10 |
| 980415 adhesive-lined ¼" red 6" | 10 |
| 980620 adhesive-lined ¼" clear 6" | 10 |

| PN 552 contents | qty |
|------------------------------------|-----|
| 980425 adhesive-lined ¼" blue 6" | 10 |
| 980630 adhesive-lined ⅜" clear 6" | 5 |
| 980435 adhesive-lined ⅝" yellow 6" | 10 |
| 980640 adhesive-lined ½" clear 6" | 5 |
| 980650 adhesive-lined ¾" clear 6" | 3 |

⚠ WARNING: Cancer and Reproductive Harm - www.P65Warnings.ca.gov.



Heat Shrink Assortment Kit

| PN | case size | pieces |
|-----|----------------|--------|
| 555 | 18" x 12" x 3" | 176 |

| PN 555 contents | | qty | PN 555 contents | | qty |
|-----------------|---|-----|-----------------|---|-----|
| 98031505 | thin wall 1/8" pre-shrink ID, black | 20 | 980640 | flexible adhesive lined 1/2" pre-shrink ID, clear | 5 |
| 98031501 | thin wall 1/8" pre-shrink ID, red | 15 | 98064505 | flexible adhesive lined 3/4" pre-shrink ID, black | 3 |
| 98030505 | thin wall 3/16" pre-shrink ID, black | 20 | 980650 | flexible adhesive lined 3/4" pre-shrink ID, clear | 3 |
| - | thin wall 3/16" pre-shrink ID, blue | 10 | 980415 | semi-rigid adhesive lined .245" pre-shrink ID, red/22-18 ga. | 5 |
| 98032505 | thin wall 1/4" pre-shrink ID, black | 15 | 980425 | semi-rigid adhesive lined .245" pre-shrink ID, blue/16-14 ga. | 5 |
| - | thin wall 1/4" pre-shrink ID, yellow | 10 | 980435 | semi-rigid adhesive lined .360" pre-shrink ID, yellow/12-10 ga. | 5 |
| 98029505 | thin wall 3/8" pre-shrink ID, black | 15 | 980725 | heavy wall 0.80" pre-shrink ID, black | 3 |
| - | flexible adhesive lined 3/16", black | 8 | 980715 | heavy wall 0.80" pre-shrink ID, red | 3 |
| 980610 | flexible adhesive lined 3/16", clear | 8 | 980745 | heavy wall 1.10" pre-shrink ID, black | 1 |
| - | flexible adhesive lined 3/8" pre-shrink ID, black | 8 | 980735 | heavy wall 1.10" pre-shrink ID, red | 1 |
| - | flexible adhesive lined 3/8" pre-shrink ID, clear | 8 | | | |
| 98063505 | flexible adhesive lined 1/2" pre-shrink ID, black | 5 | | | |

WARNING: Cancer and Reproductive Harm
www.P65Warnings.ca.gov.



Scan for pricing or go to www.delcity.net/catalogpricing

1.800.654.4757
f:1.800.431.1293



Vinyl Insulated Terminal Assortment Kits

| PN | case size | pieces |
|-----|-----------------------|--------|
| 802 | 11" x 6 3/4" x 1 3/4" | 132 |

| PN | case size | pieces |
|-----|-----------------------|--------|
| 803 | 11" x 6 3/4" x 1 3/4" | 131 |

| PN 802 contents | | qty | PN 802 contents | | qty |
|-----------------|-------------------------------------|-----|-----------------|-------------------------------------|-----|
| 452105 | ring terminal 16-14 #10 | 15 | 452105 | ring terminal 16-14 #10 | 15 |
| 452565 | ring terminal 16-14 5/16" | 12 | 452565 | ring terminal 16-14 5/16" | 12 |
| 452105 | ring terminal 16-14 #10 | 24 | 452105 | ring terminal 16-14 #10 | 24 |
| 423005 | butt connector 12-10 | 10 | 423005 | butt connector 12-10 | 10 |
| 492005 | female push-on terminal 16-14 .250" | 10 | 492005 | female push-on terminal 16-14 .250" | 10 |
| 432005 | male push-on terminal 16-14 .250" | 10 | 432005 | male push-on terminal 16-14 .250" | 10 |
| 422005 | butt connector 16-14 | 20 | 422005 | butt connector 16-14 | 20 |
| 453565 | ring terminal 12-10 5/16" | 10 | 453565 | ring terminal 12-10 5/16" | 10 |
| 463105 | spade terminal 12-10 #10 | 10 | 463105 | spade terminal 12-10 #10 | 10 |
| 453105 | ring terminal 12-10 #10 | 10 | 453105 | ring terminal 12-10 #10 | 10 |
| 990145 | 1 crimping tool | 1 | | | |

WARNING: Cancer and Reproductive Harm - www.P65Warnings.ca.gov.

Magnet Kit

Kit contains three sizes of cable tie mounts, cable holders, hook & loop mounts, and magnetic plates



| PN | case size | pieces |
|------|--------------------------|--------|
| 9050 | 8 1/4" x 4 1/4" x 1 1/4" | 35 |

| PN 9050 contents | | qty | PN 9050 contents | | qty |
|------------------|---|-----|------------------|-----------------------------|-----|
| 9006 | cable holder, 1/2" bundle, 16 lb, black | 5 | 9014 | hook & loop mount, 16 lb | 5 |
| 9003 | cable tie mount, large 26 lb, black | 5 | 9011 | cable tie mount, mini, 7 lb | 10 |
| 9001 | cable tie mount, small 16 lb, black | 5 | 9038 | plate | 5 |

WARNING: Cancer and Reproductive Harm
www.P65Warnings.ca.gov.



Scan for pricing or go to www.delcity.net/catalogpricing

www.delcity.net
info@delcity.net



Vinyl Insulated Terminal Assortment Kits

| PN | case size | pieces |
|-----|--------------------------|--------|
| 806 | 5 1/8" x 4 7/8" x 1 1/4" | 100 |

| PN 806 contents | | | PN 806 contents | | |
|-----------------|---------------------------|-----|-----------------|-------------------------------------|-----|
| | | qty | | | qty |
| 421005 | butt connector 22-18 | 10 | 492005 | female push-on terminal 16-14 .250" | 7 |
| 451065 | ring terminal 22-18 #6 | 8 | 423005 | butt connector 12-10 | 10 |
| 451085 | ring terminal 22-18 #8 | 8 | 453105 | ring terminal 12-10 #10 | 8 |
| 462085 | spade terminal 16-14 #8 | 7 | 453385DL | ring terminal 12-10 3/8" | 7 |
| 422005 | butt connector 16-14 | 10 | 432005 | male push-on terminal 16-14 .250" | 7 |
| 452105 | ring terminal 16-14 #10 | 10 | | | |
| 452145 | ring terminal 16-14 #1/4" | 8 | | | |

WARNING: Cancer and Reproductive Harm - www.P65Warnings.ca.gov.

Vinyl Insulated Terminal Assortment Kits

| PN | case size | pieces |
|-------|----------------|--------|
| 275DL | 18" x 12" x 3" | 469 |

| PN 275DL contents | | | PN 275DL contents | | |
|-------------------|---------------------------|-----|-------------------|-------------------------------------|-----|
| | | qty | | | qty |
| 451065 | ring terminal 22-18 #6 | 30 | 421005 | butt connector 22-18 | 25 |
| 451085 | ring terminal 22-18 #8 | 30 | 422005 | butt connector 16-14 | 25 |
| 451105 | ring terminal 22-18 #10 | 30 | 423005 | butt connector 12-10 | 20 |
| 452065 | ring terminal 16-14 #6 | 30 | 492005 | female push-on terminal 16-14 .250" | 25 |
| 452105 | ring terminal 16-14 #10 | 30 | 432005 | male push-on terminal 16-14 .250" | 25 |
| 452145 | ring terminal 16-14 1/4" | 30 | 493005 | female push-on terminal 12-10 .250" | 25 |
| 452565 | ring terminal 16-14 5/16" | 25 | 433005 | male push-on terminal 12-10 | 25 |
| 452385DL | ring terminal 16-14 3/8" | 20 | 905605 | white open port quick splice 18-14 | 8 |
| 453105 | ring terminal 12-10 #10 | 20 | 990141 | crimping tool | 1 |
| 453145 | ring terminal 12-10 1/4" | 15 | | | |
| 453565 | ring terminal 12-10 5/16" | 15 | | | |
| 453385DL | ring terminal 12-10 3/8" | 15 | | | |

| PN | case size | pieces |
|-----|----------------|--------|
| 276 | 18" x 12" x 3" | 468 |

| PN 276 contents | | | PN 276 contents | | |
|-----------------|---------------------------|-----|-----------------|-------------------------------------|-----|
| | | qty | | | qty |
| 451065 | ring terminal 22-18 #6 | 30 | 421005 | butt connector 22-18 | 25 |
| 451085 | ring terminal 22-18 #8 | 30 | 422005 | butt connector 16-14 | 25 |
| 451105 | ring terminal 22-18 #10 | 30 | 423005 | butt connector 12-10 | 20 |
| 452065 | ring terminal 16-14 #6 | 30 | 492005 | female push-on terminal 16-14 .250" | 25 |
| 452105 | ring terminal 16-14 #10 | 30 | 432005 | male push-on terminal 16-14 .250" | 25 |
| 452145 | ring terminal 16-14 1/4" | 30 | 493005 | female push-on terminal 12-10 .250" | 25 |
| 452565 | ring terminal 16-14 5/16" | 25 | 433005 | male push-on terminal 12-10 | 25 |
| 452385DL | ring terminal 16-14 3/8" | 20 | 905605 | white open port quick splice 18-14 | 8 |
| 453105 | ring terminal 12-10 #10 | 20 | | | |
| 453145 | ring terminal 12-10 1/4" | 15 | | | |
| 453565 | ring terminal 12-10 5/16" | 15 | | | |
| 453385DL | ring terminal 12-10 3/8" | 15 | | | |

WARNING: Cancer and Reproductive Harm - www.P65Warnings.ca.gov.

Crimp & Heat Shrink Terminal Kit - Grab-N-Go Jars

| PN | case size | pieces |
|-----|--------------------------|--------|
| 891 | 2 5/8" x 2 5/8" x 4 3/8" | 100 |

| PN 891 contents | | qty |
|-----------------|--|-----|
| 921005 | heat shrink & crimp butt connector 22-18 | 30 |
| 922005 | heat shrink & crimp butt connector 16-14 | 50 |
| 923005 | heat shrink & crimp butt connector 12-10 | 20 |

| PN | contents | pieces |
|------|--|--------|
| 8911 | 22-18 ga, heat shrink butt connector Grab-N-Go jar | 150 |
| 8912 | 16-14 ga, heat shrink butt connector Grab-N-Go jar | 125 |
| 8913 | 12-10 ga, heat shrink butt connector Grab-N-Go jar | 75 |

WARNING: Cancer and Reproductive Harm - www.P65Warnings.ca.gov.



Crimp & Shrink Terminal Kit

| PN | case size | pieces |
|-----|---------------|--------|
| 810 | 7" x 3" x 1½" | 125 |

| PN 810 contents | | qty |
|-----------------|-------------------------------------|-----|
| 923005 | heat shrink butt connector 12-10 ga | 25 |
| 922005 | heat shrink butt connector 16-14 ga | 50 |
| 921005 | heat shrink butt connector 22-18 ga | 50 |

WARNING: Cancer and Reproductive Harm - www.P65Warnings.ca.gov.



Scan for pricing or go to www.delcity.net/catalogpricing



Crimp & Shrink Terminal Assortment Kit

UL listed and include self-sealing heat shrink.

| PN | case size | pieces |
|-----|-----------------|--------|
| 808 | 11" x 6¾" x 1¾" | 120 |

| PN 808 contents | | | PN 808 contents | | |
|-----------------|--|-----|-----------------|--|-----|
| | | qty | | | qty |
| 951105 | heat shrink ring terminal 22-18 ga #10 | 10 | 964205 | heat shrink female push-on terminal 16-14 ga .250" | 10 |
| 952085 | heat shrink ring terminal 16-14 ga #8 | 10 | 964305 | heat shrink male push-on terminal 16-14 ga .250" | 10 |
| 952105 | heat shrink ring terminal 16-14 ga #10 | 10 | 921005 | heat shrink butt connector 22-18 ga | 10 |
| 952145 | heat shrink ring terminal 16-14 ga ¼" | 10 | 922005 | heat shrink butt connector 16-14 ga | 10 |
| 953105 | heat shrink ring terminal 12-10 ga #10 | 10 | 923005 | heat shrink butt connector 12-10 ga | 10 |
| 953145 | heat shrink ring terminal 12-10 ga ¼" | 10 | | | |
| 953385 | heat shrink ring terminal 12-10 ga ⅜" | 10 | | | |

WARNING: Cancer and Reproductive Harm - www.P65Warnings.ca.gov.



Crimp & Shrink Terminal Assortment Kit with Tools

UL listed and are self-sealing heat shrink.

| PN | case size | pieces |
|-----|-----------------|--------|
| 809 | 11" x 6¾" x 1¾" | 122 |

| PN 809 contents | | | PN 809 contents | | |
|-----------------|--|-----|-----------------|--------------------------------------|-----|
| | | qty | | | qty |
| 951105 | ring terminal 22-18 ga #10 | 10 | 964305 | male push-on terminal 16-14 ga .250" | 10 |
| 952085 | ring terminal 16-14 ga #8 | 10 | 921005 | butt connector 22-18 ga | 10 |
| 952105 | ring terminal 16-14 ga #10 | 10 | 922005 | butt connector 16-14 ga | 10 |
| 952145 | ring terminal 16-14 ga ¼" | 10 | 923005 | butt connector 12-10 ga | 10 |
| 953105 | ring terminal 12-10 ga #10 | 10 | 945000 | hand held power torch | 1 |
| 953145 | ring terminal 12-10 ga ¼" | 10 | 990141 | multi-purpose hand crimp tool | 1 |
| 953385 | ring terminal 12-10 ga ⅜" | 10 | | | |
| 964205 | female push-on terminal 16-14 ga .250" | 10 | | | |

WARNING: Cancer and Reproductive Harm www.P65Warnings.ca.gov.



Crimp & Shrink Terminal Assortment Kit with Tools

Self-sealing heat shrink terminals are UL listed.

| PN | case size | pieces |
|-----|----------------|--------|
| 277 | 18" x 12" x 3" | 282 |

| PN 277 contents | | | PN 277 contents | | |
|-----------------|----------------------------|-----|-----------------|--|-----|
| | | qty | | | qty |
| 951105 | ring terminal 22-18 ga #10 | 10 | 920005 | butt connector 24-22 ga | 10 |
| 953105 | ring terminal 12-10 ga #10 | 10 | 964205 | female push-on terminal 16-14 ga .250" | 10 |
| 953145 | ring terminal 12-10 ga ¼" | 10 | 964305 | male push-on terminal 16-14 ga .250" | 10 |
| 953385 | ring terminal 12-10 ga ⅜" | 10 | 964405 | female push-on terminal 12-10 ga .250" | 10 |
| 952085 | ring terminal 16-14 ga #8 | 10 | 964505 | male push-on terminal 12-10 ga .250" | 10 |
| 952105 | ring terminal 16-14 ga #10 | 10 | 990141 | multi-purpose hand crimp tool | 1 |
| 952145 | ring terminal 16-14 ga ¼" | 10 | 945000 | hand held power torch | 1 |
| 952385 | ring terminal 16-14 ga ⅜" | 10 | | | |
| 923005 | butt connector 12-10 ga | 50 | | | |
| 922005 | butt connector 16-14 ga | 50 | | | |
| 921005 | butt connector 22-18 ga | 50 | | | |

WARNING: Cancer and Reproductive Harm - www.P65Warnings.ca.gov.



Scan for pricing or go to www.delcity.net/catalogpricing

www.delcity.net
info@delcity.net



Solder & Heat Shrink Terminal Kit - Grab-N-Go Jars

| PN | jar size | pieces |
|-------|---|--------|
| 894LF | 2 ⁵ / ₈ " x 2 ⁵ / ₈ " x 4 ³ / ₈ " | 100 |

| 894LF contents | | qty |
|----------------|-----------------------------------|-----|
| 966615LF | Lead-Free butt connector 22-18 ga | 35 |
| 966625LF | Lead-Free butt connector 16-14 ga | 50 |
| 966635LF | Lead-Free butt connector 12-10 ga | 15 |

| PN | contents | pieces |
|--------|--|--------|
| 8941LF | 20-18 ga. solder and heat shrink connector Grab-N-Go jar | 100 |
| 8942LF | 16-14 ga. solder and heat shrink connector Grab-N-Go jar | 100 |
| 8943LF | 12-10 ga. solder and heat shrink connector Grab-N-Go jar | 60 |

⚠ WARNING: Cancer and Reproductive Harm - www.P65Warnings.ca.gov.

Crimp, Solder & Heat Shrink Terminal Kit - Grab-N-Go Jars

| PN | container size | pieces |
|-------|---|--------|
| 892LF | 2 ⁵ / ₈ " x 2 ⁵ / ₈ " x 4 ³ / ₈ " | 100 |

| 892 contents | | qty |
|--------------|-----------------------------------|-----|
| 981005LF | Lead-Free butt connector 22-18 ga | 35 |
| 982005LF | Lead-Free butt connector 16-14 ga | 50 |
| 983005LF | Lead-Free butt connector 12-10 ga | 15 |

| PN | contents | pieces |
|--------|---|--------|
| 8921LF | 22-18 ga. crimp, solder and heat shrink connector Grab-N-Go jar | 100 |
| 8922LF | 16-14 ga. crimp, solder and heat shrink connector Grab-N-Go jar | 100 |
| 8923LF | 12-10 ga. crimp, solder and heat shrink connector Grab-N-Go jar | 60 |

⚠ WARNING: Cancer and Reproductive Harm - www.P65Warnings.ca.gov.

Crimp, Solder & Heat Shrink Terminal Kit - Grab-N-Go Jars

| PN | jar size | pieces |
|----------|---|--------|
| 200892LF | 3 ³ / ₄ " x 3 ³ / ₄ " x 5 ³ / ₄ " | 200 |

| 892 contents | | qty |
|--------------|--|-----|
| 981005LF | Lead-Free heat shrink, crimp & solder butt connector 22-18 | 70 |
| 982005LF | Lead-Free heat shrink, crimp & solder butt connector 16-14 | 100 |
| 983005LF | Lead-Free heat shrink, crimp & solder butt connector 12-10 | 30 |

⚠ WARNING: Cancer and Reproductive Harm - www.P65Warnings.ca.gov.

Crimp, Shrink & Solder Terminal Kit

| PN | case size | pieces |
|-------|---|--------|
| 813LF | 7" x 3" x 1 ¹ / ₂ " | 40 |

| PN813LF contents | | qty |
|------------------|--|-----|
| 983005LF | Lead-Free heat shrink, solder slv, crimp butt connector 12-10 Ga | 10 |
| 982005LF | Lead-Free heat shrink, solder slv, crimp butt connector 16-14 Ga | 15 |
| 981005LF | Lead-Free heat shrink, solder slv, crimp butt connector 22-18 Ga | 15 |

⚠ WARNING: Cancer and Reproductive Harm - www.P65Warnings.ca.gov.

Crimp, Shrink, & Solder Terminal Kit

| PN | case size | pieces |
|-------|---|--------|
| 811LF | 11" x 6 ³ / ₄ " x 1 ³ / ₄ " | 140 |

| PN 811LF contents | | qty | PN 811LF contents | | qty |
|-------------------|---|-----|-------------------|---|-----|
| 971105LF | ring 22-18 ga. # 10 stud | 10 | 973385LF | ring 12-10 ga. ³ / ₈ " stud | 10 |
| 972105LF | ring 16-14 ga. #10 stud | 10 | 981005LF | butt connector 22-18 ga. | 15 |
| 972145LF | ring 16-14 ga. ¹ / ₄ " stud | 10 | 982005LF | butt connector 16-14 ga. | 20 |
| 972385LF | ring 16-14 ga. ³ / ₈ " stud | 10 | 983005LF | butt connector 12-10 ga. | 15 |
| 973105LF | ring 12-10 ga. #10 stud | 10 | 977735LF | fully-insulated female 16-14 ga. .250" | 10 |
| 973145LF | ring 12-10 ga. ¹ / ₄ " stud | 10 | 977745LF | male 16-14 ga. .250" | 10 |

⚠ WARNING: Cancer and Reproductive Harm
www.P65Warnings.ca.gov.





2-1 Multi-Wire Crimp & Heat Shrink Terminal Kit - Grab-N-Go Jars

| PN | jar size | | pieces |
|-----|--------------------------|--|--------|
| 895 | 2 5/8" x 2 5/8" x 4 3/8" | | 25 |

| jar 895 contents | | | qty |
|------------------|------------------------|--|-----|
| 940005 | 2-1 connector 22-18 ga | | 5 |
| 940010 | 2-1 connector 16-14 ga | | 15 |
| 940015 | 2-1 connector 12-10 ga | | 5 |

| PN | contents | pieces |
|------|--|--------|
| 8951 | 2-1 multi-wire 22-18 ga solder and heat shrink connector Grab-N-Go jar | 35 |
| 8952 | 2-1 multi-wire 16-14 ga solder and heat shrink connector Grab-N-Go jar | 25 |
| 8953 | 2-1 multi-wire 12-10 ga solder and heat shrink connector Grab-N-Go jar | 15 |

⚠ WARNING: Cancer and Reproductive Harm
www.P65Warnings.ca.gov.



Scan for pricing or go to www.delcity.net/catalogpricing

1.800.654.4757
f:1.800.431.1293



Crimp, Shrink & Solder Terminal Assortment Kit

| PN | case size | | pieces |
|-------|----------------|--|--------|
| 278LF | 18" x 12" x 3" | | 200 |

| jar 278LF contents | | | qty |
|--------------------|--------------------------|--|-----|
| 971105LF | ring 22-18 ga # 10 stud | | 10 |
| 972085LF | ring 16-14 ga #8 stud | | 10 |
| 972105LF | ring 16-14 ga #10 stud | | 10 |
| 972145LF | ring 16-14 ga 1/4" stud | | 10 |
| 972565LF | ring 16-14 ga 5/16" stud | | 10 |
| 972385LF | ring 16-14 ga 3/8" stud | | 10 |
| 973105LF | ring 12-10 ga #10 stud | | 10 |
| 973145LF | ring 12-10 ga 1/4" stud | | 10 |
| 973385LF | ring 12-10 ga 3/8" stud | | 10 |

| PN 278LF contents | | | qty |
|-------------------|---------------------------------------|--|-----|
| 981005LF | butt connector 22-18 ga | | 15 |
| 982005LF | butt connector 16-14 ga | | 20 |
| 983005LF | butt connector 12-10 ga | | 15 |
| 977715LF | fully-insulated female 22-18 ga .250" | | 10 |
| 977725LF | male 22-18 ga .250" | | 10 |
| 977735LF | fully-insulated female 16-14 ga .250" | | 10 |
| 977745LF | male 16-14 ga .250" | | 10 |
| 977755LF | fully-insulated female 12-10 ga .250" | | 10 |
| 977765LF | male 12-10 ga .250" | | 10 |

⚠ WARNING: Cancer and Reproductive Harm
www.P65Warnings.ca.gov.



Clear-View™ Crimp & Heat Shrink - Grab-N-Go Jars

| PN | jar size | | pieces |
|-----|--------------------------|--|--------|
| 893 | 2 5/8" x 2 5/8" x 4 3/8" | | 100 |

| 893 contents | | | qty |
|--------------|----------------------|--|-----|
| 941005 | butt connector 22-18 | | 30 |
| 942005 | butt connector 16-14 | | 50 |

| 893 contents | | | qty |
|--------------|----------------------|--|-----|
| 943005 | butt connector 12-10 | | 20 |

| PN | contents | pieces |
|------|---|--------|
| 8931 | 22-18 ga. crimp and heat shrink connector Grab-N-Go jar | 100 |
| 8932 | 16-14 ga. crimp and heat shrink connector Grab-N-Go jar | 100 |
| 8933 | 12-10 ga. crimp and heat shrink connector Grab-N-Go jar | 60 |

⚠ WARNING: Cancer and Reproductive Harm - www.P65Warnings.ca.gov.



Clear-View™ Crimp & Shrink Terminal & Heat Shrink Kit

| PN | case size | | pieces |
|-----|-----------------------|--|--------|
| 818 | 11" x 6 3/4" x 1 3/4" | | 125 |

| 818 contents | | | qty |
|--------------|-----------------------------------|--|-----|
| 941005 | butt connector 22-18 ga. | | 25 |
| 942005 | butt connector 16-14 ga. | | 50 |
| 943005 | butt connector 12-10 ga. | | 25 |
| 984115 | clear tubing with print 22-18 ga. | | 10 |

| 818 contents | | | qty |
|--------------|-----------------------------------|--|-----|
| 984125 | clear tubing with print 16-14 ga. | | 10 |
| 984135 | clear tubing with print 12-10 ga. | | 5 |

⚠ WARNING: Cancer and Reproductive Harm
www.P65Warnings.ca.gov.



Multiple Wire Terminal Kit - The Multi-Seal™

| PN | case size | | pieces |
|-----|-----------------------|--|--------|
| 815 | 11" x 6 3/4" x 1 3/4" | | 28 |

| 815 contents | | | qty |
|--------------|-------------------------|--|-----|
| 940000 | 24-22 ga. 2-1 connector | | 5 |
| 940005 | 22-18 ga. 2-1 connector | | 5 |
| 940010 | 16-14 ga. 2-1 connector | | 5 |
| 940015 | 12-10 ga. 2-1 connector | | 3 |

| 815 contents | | | qty |
|--------------|--|--|-----|
| 902205 | 22-14 ga. heat shrink closed-end connector | | 5 |
| 902215 | 18-10 ga. heat shrink closed-end connector | | 5 |

⚠ WARNING: Cancer and Reproductive Harm
www.P65Warnings.ca.gov.



Scan for pricing or go to www.delcity.net/catalogpricing

www.delcity.net
info@delcity.net



Economy ATC/ATO® Fuse Kits

| PN | case size | pieces |
|-----|----------------------|--------|
| 303 | 7-1/2" x 4" x 1-3/8" | 160 |

| kit 303 contents | | | kit 303 contents | | |
|------------------|--------------|-----|------------------|-------------|-----|
| | | qty | | | qty |
| 78035 | 3 amp fuse | 15 | 78155 | 15 amp fuse | 15 |
| 78055 | 5 amp fuse | 20 | 78205 | 20 amp fuse | 30 |
| 78075 | 7.5 amp fuse | 15 | 78255 | 25 amp fuse | 20 |
| 78105 | 10 amp fuse | 30 | 78305 | 30 amp fuse | 15 |

| PN | case size | pieces |
|-----|----------------------|--------|
| 304 | 5" x 4 1/4" x 1 1/4" | 80 |

| kit 304 contents | | | kit 304 contents | | |
|------------------|--------------|-----|------------------|-------------|-----|
| | | qty | | | qty |
| 78035 | 3 amp fuse | 10 | 78155 | 15 amp fuse | 10 |
| 78055 | 5 amp fuse | 10 | 78205 | 20 amp fuse | 10 |
| 78075 | 7.5 amp fuse | 10 | 78255 | 25 amp fuse | 10 |
| 78105 | 10 amp fuse | 10 | 78305 | 30 amp fuse | 10 |

⚠ WARNING: Cancer and Reproductive Harm - www.P65Warnings.ca.gov.

MINI® Fuse Kit

| PN | case size | pieces |
|-----|---------------------------|--------|
| 305 | 4 1/2" x 2 5/8" x 1 5/16" | 80 |

| PN 305 contents | | | PN 305 contents | | |
|-----------------|--------------|-----|-----------------|-------------|-----|
| | | qty | | | qty |
| 77045 | 4 amp fuse | 10 | 77155 | 15 amp fuse | 10 |
| 77055 | 5 amp fuse | 10 | 77205 | 20 amp fuse | 10 |
| 77075 | 7.5 amp fuse | 10 | 77255 | 25 amp fuse | 10 |
| 77105 | 10 amp fuse | 10 | 77305 | 30 amp fuse | 10 |

⚠ WARNING: Cancer and Reproductive Harm - www.P65Warnings.ca.gov.

ATC/ATO®, AGC® & MINI® Fuse Kit

| PN | case size | pieces |
|-----|-----------------------|--------|
| 306 | 11" x 6 3/4" x 1 3/4" | 203 |

| PN 306 contents | | | PN 306 contents | | |
|-----------------|-------------------|-----|-----------------|---|-----|
| | | qty | | | qty |
| 78055 | 5 amp ATO® fuse | 20 | 79805 | 10 amp AGC® fuse | 10 |
| 78105 | 10 amp ATO® fuse | 20 | 79855 | 15 amp AGC® fuse | 10 |
| 78155 | 15 amp ATO® fuse | 20 | 78375 | ATC®/ATO® fuse Holder, 12 ga, 30 amp max. | 2 |
| 78205 | 20 amp ATO® fuse | 20 | 78365 | ATC®/ATO® fuse Holder, 16 ga, 20 amp max. | 2 |
| 78305 | 30 amp ATO® fuse | 20 | 78385 | MINI® fuse Holder, 12-Ga, 30 amp max. | 2 |
| 77055 | 5 amp MINI® fuse | 15 | 79005 | AGC® Waterproof fuseHolder, 12-18 ga, 30 amp max. | 2 |
| 77105 | 10 amp MINI® fuse | 15 | | | |
| 77155 | 15 amp MINI® fuse | 15 | | | |
| 77205 | 20 amp MINI® fuse | 15 | | | |
| 77255 | 25 amp MINI® fuse | 15 | | | |

⚠ WARNING: Cancer and Reproductive Harm - www.P65Warnings.ca.gov.

ATC/ATO®, AGC® & MINI® Fuse Kit Fuse Kit

| PN | case size | pieces |
|-----|---------------------------|--------|
| 307 | 4 1/2" x 2 5/8" x 1 5/16" | 180 |

| PN 307 contents | | | PN 307 contents | | |
|-----------------|------------------|-----|-----------------|----------------------|-----|
| | | qty | | | qty |
| 78055 | 5 Amp ATO® Fuse | 15 | 77055 | 5 amp MINI® Fuse | 15 |
| 78105 | 10 Amp ATO® Fuse | 15 | 77105 | 10 Amp MINI® Fuse | 15 |
| 78155 | 15 Amp ATO® Fuse | 15 | 77155 | 15 Amp MINI® Fuse | 15 |
| 78205 | 20 Amp ATO® Fuse | 15 | 77205 | 20 Amp MINI® Fuse | 15 |
| 78305 | 30 Amp ATO® Fuse | 15 | 77305 | 30 Amp MINI® Fuse | 15 |
| | | | 78025 | ATC/ATO® Tap-In fuse | 15 |
| | | | 77025 | Tap-in MINI® Fuse | 15 |

⚠ WARNING: Cancer and Reproductive Harm
www.P65Warnings.ca.gov.





MCASE® Fuse Kit

Rated to 32V DC. RoHS.

| PN | case size | pieces |
|-----|-----------------|--------|
| 310 | MCASE® fuse kit | 80 |

| PN 310 contents | | qty | PN 310 contents | | qty |
|-----------------|--------------|-----|-----------------|--------------|-----|
| 79631 | fuse, 20 amp | 20 | 79633 | fuse, 30 amp | 20 |
| 79632 | fuse, 25 amp | 20 | 79634 | fuse, 40 amp | 20 |

⚠ WARNING: Cancer and Reproductive Harm - www.P65Warnings.ca.gov.



ATO® Smart Glow Fuse Kit

ATO® Indicator fuses are rated to 32V DC. RoHS.

| PN | case size | pieces |
|-----|--------------------------|--------|
| 311 | ATO® Smart Glow Fuse Kit | 80 |

| PN 311 contents | | qty | PN 311 contents | | qty |
|-----------------|-------------------------|-----|-----------------|------------------------|-----|
| 88833 | indicator fuse, 3 amp | 10 | 88815 | indicator fuse, 15 amp | 10 |
| 88805DL | indicator fuse, 5 amp | 10 | 88820 | indicator fuse, 20 amp | 10 |
| 88875 | indicator fuse, 7.5 amp | 10 | 88825DL | indicator fuse, 25 amp | 10 |
| 88810DL | indicator fuse, 10 amp | 10 | 88830 | indicator fuse, 30 amp | 10 |

⚠ WARNING: Cancer and Reproductive Harm - www.P65Warnings.ca.gov.



MINI® Smart Glow Fuse Kit

MINI® indicator fuses are rated to 32V DC. RoHS.

| PN | case size | pieces |
|-----|---------------------------|--------|
| 312 | MINI® Smart Glow Fuse Kit | 80 |

| PN 312 contents | | qty | PN 312 contents | | qty |
|-----------------|-------------------------|-----|-----------------|------------------------|-----|
| 77403 | indicator fuse, 3 amp | 10 | 77415 | indicator fuse, 15 amp | 10 |
| 77405 | indicator fuse, 5 amp | 10 | 77420 | indicator fuse, 20 amp | 10 |
| 77475 | indicator fuse, 7.5 amp | 10 | 77425 | indicator fuse, 25 amp | 10 |
| 77410 | indicator fuse, 10 amp | 10 | 77430 | indicator fuse, 30 amp | 10 |

⚠ WARNING: Cancer and Reproductive Harm - www.P65Warnings.ca.gov.



Low Profile MINI® Fuse Kit

Rated to 58V DC. RoHS.

| PN | case size | pieces |
|-----|----------------------------|--------|
| 308 | low profile Mini® fuse kit | 80 |

| PN 308 contents | | qty | PN 308 contents | | qty |
|-----------------|---------------|-----|-----------------|--------------|-----|
| 87002 | fuse, 2 amp | 10 | 87015 | fuse, 15 amp | 10 |
| 87005 | fuse, 5 amp | 10 | 87020 | fuse, 20 amp | 10 |
| 87075 | fuse, 7.5 amp | 10 | 87025DL | fuse, 25 amp | 10 |
| 87010 | fuse, 10 amp | 10 | 87030 | fuse, 30 amp | 10 |

⚠ WARNING: Cancer and Reproductive Harm - www.P65Warnings.ca.gov.

* Del City doesn't offer a 2A low profile mini® fuse outside of kit 308.



MICRO2® Fuse Kit

Rated to 32V DC. RoHS

| PN | case size | pieces |
|-----|------------------|--------|
| 309 | MICRO2® fuse kit | 70 |

| PN 309 contents | | qty | PN 309 contents | | qty |
|-----------------|---------------|-----|-----------------|--------------|-----|
| 78905 | fuse, 5 amp | 10 | 78920 | fuse, 20 amp | 10 |
| 78975 | fuse, 7.5 amp | 10 | 78925 | fuse, 25 amp | 10 |
| 78910 | fuse, 10 amp | 10 | 78930 | fuse, 30 amp | 10 |
| 78915 | fuse, 15 amp | 10 | | | |

⚠ WARNING: Cancer and Reproductive Harm - www.P65Warnings.ca.gov.



Scan for pricing or go to www.delcity.net/catalogpricing

1.800.654.4757
f:1.800.431.1293



Scan for pricing or go to www.delcity.net/catalogpricing

www.delcity.net
info@delcity.net



JCASE® Fuse Kit

| PN | case size | pieces |
|-----|-----------------------|--------|
| 313 | 3 4/7" x 7" x 1 5/16" | 10 |

| PN 313 contents | | qty. | PN 313 contents | | qty. |
|-----------------|--------------|------|-----------------|--------------|------|
| 79540 | fuse, 20 amp | 2 | 79543 | fuse, 50 amp | 2 |
| 79541 | fuse, 30 amp | 3 | 79544 | fuse, 60 amp | 1 |
| 79542 | fuse, 40 amp | 2 | | | |

⚠ WARNING: Cancer and Reproductive Harm - www.P65Warnings.ca.gov.

Low Profile JCASE® Fuse Kit

| PN | case size | pieces |
|-----|-----------------------|--------|
| 314 | 3 4/7" x 7" x 1 5/16" | 16 |

| PN 314 contents | | qty. | PN 314 contents | | qty. |
|-----------------|---------------------------|------|-----------------|---------------------------|------|
| 79625 | low profile jcase, 20 amp | 4 | 79628 | low profile jcase, 50 amp | 2 |
| 79626 | low profile jcase, 30 amp | 4 | 79629 | low profile jcase, 60 amp | 2 |
| 79627 | low profile jcase, 40 amp | 4 | | | |

⚠ WARNING: Cancer and Reproductive Harm - www.P65Warnings.ca.gov.

MICRO2®, MICRO3®, MCASE® Fuse Kit

| PN | case size | pieces |
|-----|-----------------------|--------|
| 315 | 3 4/7" x 7" x 1 5/16" | 135 |

| PN 315 contents | | qty. | PN 315 contents | | qty. |
|-----------------|----------------------|------|-----------------|----------------------|------|
| 78905 | micro2 fuse, 5 amp | 10 | 78932 | micro3 fuse, 7.5 amp | 10 |
| 78975 | micro2 fuse, 7.5 amp | 10 | 78933 | micro3 fuse, 10 amp | 10 |
| 78910 | micro2 fuse, 10 amp | 10 | 78934 | micro3 fuse, 15 amp | 10 |
| 78915 | micro2 fuse, 15 amp | 10 | 79630 | mcase fuse, 15 amp | 5 |
| 78920 | micro2 fuse, 20 amp | 10 | 79631 | mcase fuse, 20 amp | 5 |
| 78925 | micro2 fuse, 25 amp | 10 | 79632 | mcase fuse, 25 amp | 5 |
| 78930 | micro2 fuse, 30 amp | 10 | 79633 | mcase fuse, 30 amp | 5 |
| 78931 | micro3 fuse, 5 amp | 10 | 79634 | mcase fuse, 40 amp | 5 |

⚠ WARNING: Cancer and Reproductive Harm - www.P65Warnings.ca.gov.

Micro & Mini Connector Block Kits



| PN | description | pieces |
|-------|-------------------------------------|--------|
| 73564 | Mini 5-terminal relay connector kit | 6 |

| PN 73564 contents | | pieces |
|-------------------|---|--------|
| 73560 | Mini 5-terminal connector block bracket mount | 1 |
| 73592 | 14-16 Ga., .250" (6.3mm) | 5 |

⚠ WARNING: Cancer and Reproductive Harm - www.P65Warnings.ca.gov.

| PN | description | pieces |
|-------|--------------------------------------|--------|
| 73566 | Micro 5-terminal Relay connector Kit | 6 |

| PN 73566 contents | | pieces |
|-------------------|--|--------|
| 73562 | Micro 5-terminal connector block bracket mount | 1 |
| 73592 | 14-16 ga., .250" (6.3mm) | 2 |
| 73594 | 18 ga., .188" | 3 |

⚠ WARNING: Cancer and Reproductive Harm - www.P65Warnings.ca.gov.



| PN | description | pieces |
|-------|---|--------|
| 73565 | Mini 5- or 9-terminal relay connector kit | 10 |

| PN 73565 contents | | pieces |
|-------------------|---|--------|
| 73561 | Mini 5- or 9-terminal connector block bracket mount | 1 |
| 73592 | 14-16 ga., .250" (6.3mm) | 5 |
| 73593 | 14-20 ga., .110" | 4 |

⚠ WARNING: Cancer and Reproductive Harm - www.P65Warnings.ca.gov.



| PN | description | pieces |
|-------|--------------------------------------|--------|
| 73567 | Hella relay socket 70A connector Kit | 5 |

| PN 73567 contents | | pieces |
|-------------------|--|--------|
| 73563 | Hella Relay socket 70A connector block | 1 |
| 73592 | 14-16 Ga., .250" (6.3mm) | 2 |

⚠ WARNING: Cancer and Reproductive Harm - www.P65Warnings.ca.gov.



Scan for pricing or go to www.delcity.net/catalogpricing

1.800.654.4757
f:1.800.431.1293

Connection Kits



Rennsteig Weather Pack Tool Kit

| PN | case size | pieces |
|---------|----------------|--------|
| 9991018 | 13" x 10" x 3" | 3 |
| 9991019 | 13" x 10" x 3" | 7 |

| PN 9991018 contents | | qty | PN 75050 contents | | qty |
|---------------------|----------------------|-----|-------------------|-------------------------------------|-----|
| 9990012 | hand crimp tool fram | 1 | 9990012 | hand crimp tool frame | 1 |
| | die set, 22-18 ga | 1 | 9991528 | die set/wire Stop/locator, 22-18 ga | 1 |
| | die set, 16-12 ga | 1 | 9991426 | die set/wire Stop/locator, 16-12 ga | 1 |

⚠ WARNING: Cancer and Reproductive Harm www.P65Warnings.ca.gov.

*Weather Pack Terminal Kit (Del City PN 75050) not included



Weather Pack Terminal & Seal Kit

| PN | case size | pieces |
|-------|--|--------|
| 75050 | 6 ⁷ / ₈ " x 3 ³ / ₈ " x 1 ¹ / ₁₆ " | 425 |

| PN 75050 contents | | qty | PN 75050 contents | | qty |
|-------------------|--------------------------|-----|-------------------|----------------------------|-----|
| 75032 | female terminal 20-18 ga | 25 | 75038 | male terminal 12 ga | 25 |
| 75036 | female terminal 16-14 ga | 25 | 75002 | green cavity seal 20-18 ga | 100 |
| 75040 | female terminal 12 ga | 25 | 75004 | gray cavity seal 16-14 ga | 100 |
| 75030 | male terminal 20-18 ga | 25 | 75006 | blue cavity seal 12 ga | 50 |
| 75034 | male terminal 16-14 ga | 25 | 75042 | green cavity plug | 25 |

⚠ WARNING: Cancer and Reproductive Harm - www.P65Warnings.ca.gov.



Weather Pack Connector Kit w/Tools

| PN | case size | pieces |
|-------|----------------|--------|
| 75043 | 18" x 12" x 3" | 1,103 |

| PN 75043 contents | | qty | PN 75043 contents | | qty |
|-------------------|-----------------------------|-----|-------------------|---------------------------|-----|
| 75002 | green cavity seal 20-18 ga | 100 | 75032 | female terminal 20-18 ga | 100 |
| 75004 | gray cavity seal 16-14 ga | 100 | 75034 | male terminal 16-14 ga | 100 |
| 75006 | blue cavity seal 12 ga | 100 | 75036 | female terminal 16-14 ga | 100 |
| 75008 | orange cavity seal 20-18 ga | 100 | 75038 | male terminal 12 ga | 100 |
| 75042 | green cavity plug | 100 | 75040 | female terminal 12 ga | 100 |
| 75030 | male terminal 20-18 ga | 100 | 906475 | weather pack removal tool | 1 |
| | | | 906485 | ratchet style crimper | 1 |
| | | | 906495 | ratchet style crimper | 1 |

⚠ WARNING: Cancer and Reproductive Harm www.P65Warnings.ca.gov.



Scan for pricing or go to www.delcity.net/catalogpricing

www.delcity.net
info@delcity.net



Weather Pack Connector, Terminal & Seal Kit

| PN | case size | pieces |
|-------|----------------|--------|
| 75045 | 18" x 12" x 3" | 1,280 |

| PN 75045 contents | | |
|-------------------|-----------------------------|-----|
| | | qty |
| 75002 | green cavity seal 20-18 ga | 100 |
| 75004 | gray cavity seal 16-14 ga | 200 |
| 75006 | blue cavity seal 12 ga | 100 |
| 75008 | orange cavity seal 20-18 ga | 100 |
| 75042 | green cavity plug | 100 |
| 75030 | male terminal 20-18 ga | 100 |
| 75032 | female terminal 20-18 ga | 100 |
| 75034 | male terminal 16-14 ga | 100 |

| PN 75045 contents | | |
|-------------------|---------------------------|-----|
| | | qty |
| 75036 | female terminal 16-14 ga | 100 |
| 75038 | male terminal 12 ga | 100 |
| 75040 | female terminal 12 ga | 100 |
| 75010 | 1-way housing female | 10 |
| 75012 | 1-way housing male | 10 |
| 75014 | 2-way housing female | 10 |
| 75016 | 2-way housing male | 10 |
| 75018 | 3-way flat housing female | 10 |
| 75020 | 3-way flat housing male | 10 |
| 75022 | 4-way flat housing female | 10 |
| 75024 | 4-way flat housing male | 10 |

⚠ WARNING: Cancer and Reproductive Harm
www.P65Warnings.ca.gov.

AT Series™ Kit With Crimp Tool

| PN | case size | pieces |
|----------|-----------------|--------|
| 14114025 | 11" x 6¾" x 1⅜" | 129 |

| PN 14114025 contents | | |
|----------------------|------------------------------|-----|
| | | qty |
| 14062100 | 2-way Plug, AT06-2S | 4 |
| 14062200 | 2-way Receptacle, AT04-2P | 4 |
| 14063100 | 3-way Plug, AT06-3S | 4 |
| 14063200 | 3-way Receptacle, AT04-3P | 4 |
| 14064100 | 4-way Plug, AT06-4S | 4 |
| 14064200 | 4-way Receptacle, AT04-4P | 4 |
| 14162100 | 2-way Plug Wedge, AW2S | 4 |
| 14162200 | 2-way Receptacle Wedge, AW2P | 4 |
| 14163100 | 3-way Plug Wedge, AW3S | 4 |
| 14163200 | 3-way Receptacle Wedge, AW3P | 4 |
| 14164100 | 4-way Plug Wedge, AW4S | 4 |

| PN 14114025 contents | | |
|----------------------|--|-----|
| | | qty |
| 14164200 | 4-way Receptacle Wedge, AW4P | 4 |
| 14601422 | Pin contact, Stamped/ Formed, 16-14 ga., AT60-14-0122 | 20 |
| 14601622 | Pin contact, Stamped/ Formed, 18-16 ga., AT60-16-0122 | 20 |
| 14621422 | Socket contact, Stamped/ Formed, 16-14 ga., AT62-14-0122 | 20 |
| 14621622 | Socket contact, Stamped/ Formed, 18-16 ga., AT62-16-0122 | 20 |
| 990170 | Open Barrel OEM Crimp Tool | 1 |

⚠ WARNING: Cancer and Reproductive Harm
www.P65Warnings.ca.gov.



AT Series™ Kit

| PN | case size | pieces |
|----------|-----------------|--------|
| 14114020 | 11" x 6¾" x 1⅜" | 224 |

| PN 14114020 contents | | |
|----------------------|------------------------------|-----|
| | | qty |
| 14062100 | 2-way plug, ATO6-2S | 3 |
| 14063100 | 3-way plug, ATO6-3S | 3 |
| 14064100 | 4-way plug, ATO6-4S | 2 |
| 14066100 | 6-way plug, ATO6-6S | 1 |
| 14068100 | 8-way plug, ATO6-8S | 1 |
| 14061210 | 12-way plug, ATO6-12SA | 1 |
| 14162100 | 2-way plug wedge, AW2S | 3 |
| 14163100 | 3-way plug wedge, AW3S | 3 |
| 14164100 | 4-way plug wedge, AW4S | 2 |
| 14166100 | 6-way plug wedge, AW6S | 1 |
| 14168100 | 8-way plug wedge, AW8S | 1 |
| 14161210 | 12-way plug wedge, AW12S | 1 |
| 14062200 | 2-way receptacle, ATO4-2P | 3 |
| 14063200 | 3-way receptacle, ATO4-3P | 3 |
| 14064200 | 4-way receptacle, ATO4-4P | 2 |
| 14066200 | 6-way receptacle, ATO4-6P | 1 |
| 14068200 | 8-way receptacle, ATO4-8P | 1 |
| 14061220 | 12-way receptacle, ATO4-12PA | 1 |
| 14162200 | 2-way receptacle wedge, AW2P | 3 |

| PN 14114020 contents | | |
|----------------------|---|-----|
| | | qty |
| 14163200 | 3-way receptacle wedge, AW3P | 3 |
| 14164200 | 4-way receptacle wedge, AW4P | 2 |
| 14166200 | 6-way receptacle wedge, AW6P | 1 |
| 14168200 | 8-way receptacle wedge, AW8P | 1 |
| 14161220 | 12-way receptacle wedge, AW12P | 1 |
| 14601622 | pin contact, stamped/formed, 18-16 ga., AT60-16-0122 | 40 |
| 14602024 | nickel pin contact, solid crimp, 18-16 ga., AT60-202-16141 | 40 |
| 14114017 | sealing plug, A114017 | 20 |
| 14621622 | socket contact, stamped/formed, 18-16 ga., AT62-16-0122 | 40 |
| 14622014 | nickel socket contact, solid crimp, 18-16 ga., AT62-201-16141 | 40 |

⚠ WARNING: Cancer and Reproductive Harm
www.P65Warnings.ca.gov.





Metri-Pack® 280 Tangless Terminal and Seal Kit

| PN | case size | | pieces |
|-------|-----------------|--|--------|
| 75052 | 4½" x 2⅝" x 1⅙" | | 425 |

| PN 75052 contents | | qty | PN 75052 contents | | qty |
|-------------------|---|-----|-------------------|---|-----|
| 75002 | 20-18 ga green cavity seal 15324982 | 100 | 12110845 | terminal Metri-Pack 280 female-tangless 14-12 ga, | 25 |
| 75004 | 16-14 ga grey cavity seal 15324980 | 100 | 12110846 | terminal Metri-Pack 280 female-tangless 22-20 ga | 25 |
| 75006 | 12 ga blue cavity seal 12015193 or 15324981 | 50 | 12110847 | terminal Metri-Pack 280 female-tangless 18-16 ga | 50 |
| 75042 | green cavity Plug 12010300 | 25 | 12129409 | terminal Metri-Pack 280 female-tangless 16-14 ga | 50 |

⚠ WARNING: Cancer and Reproductive Harm - www.P65Warnings.ca.gov.



Scan for pricing or go to www.delcity.net/catalogpricing

1.800.654.4757
f:1.800.431.1293



Metri-Pack® 280 Sealed Terminal and Seal Kit

| PN | case size | | pieces |
|-------|-----------------|--|--------|
| 75053 | 4½" x 2⅝" x 1⅙" | | 425 |

| PN 75053 contents | | qty | PN 75053 contents | | qty |
|-------------------|--|-----|-------------------|--|-----|
| 85052 | terminal Metri-Pack 280 female 22-20 ga, #12084201 | 25 | 85056 | terminal Metri-Pack 280 male 14-12 ga, #12129497 | 25 |
| 85050DL | terminal Metri-Pack 280 female 18-16 ga, #12077411 | 25 | 75002 | 20-18 ga green cavity seal 15324982 | 100 |
| 85048DL | terminal Metri-Pack 280 female 14-12 ga, #12129493 | 25 | 75004 | 16-14 ga grey cavity seal 15324980 | 100 |
| 85060 | terminal Metri-Pack 280 male 22-20 ga, #12124977 | 25 | 75006 | 12 ga blue cavity seal 12015193 or 15324981 | 50 |
| 85058 | terminal Metri-Pack 280 male 18-16 ga, #12048159 | 25 | 75042 | green cavity plug 12010300 | 25 |

⚠ WARNING: Cancer and Reproductive Harm - www.P65Warnings.ca.gov.

Battery Kits



Solder Pellet, Terminals & Triple Wall Heat Shrink Battery Kit

| PN | case size | | pieces |
|-----|----------------|--|--------|
| 654 | 18" x 12" x 3" | | 89 |

| PN 654 contents | | qty | PN 654 contents | | qty |
|-----------------|---|-----|-----------------|---|-----|
| 900905 | battery terminal solder slug 4 ga. gray | 8 | 907435 | 2-1 ga. ⅜" stud pink starter lug | 4 |
| 900925 | battery terminal solder slug 1 ga. pink | 8 | 907445 | 1/0 ga. ⅜" stud black starter lug | 4 |
| 900935 | battery terminal solder slug 1/0 ga. black | 8 | 907455 | 2/0 ga. ⅜" stud orange starter lug | 4 |
| 900945 | battery terminal solder slug 2/0 ga. orange | 8 | - | heavy wall heat shrink .50" pre-shrink ID, red 3:1, 1.5" length | 4 |
| - | 4 ga. positive straight battery terminal | 2 | - | heavy wall heat shrink .50" pre-shrink ID, black 3:1, 1.5" length | 4 |
| - | 4 ga. negative straight battery terminal | 2 | 980725 | heavy wall heat shrink .75" pre-shrink ID, red 3:1, 1.5" length | 4 |
| 909125 | 1-2 ga. positive straight battery terminal | 2 | 980715 | heavy wall heat shrink .75" pre-shrink ID, black 3:1, 1.5" length | 4 |
| 909135 | 1-2 ga. negative straight battery terminal | 2 | 980745 | heavy wall heat shrink 1.10" pre-shrink ID, red 3:1, 2" length | 4 |
| 909145 | 1/0 ga. positive straight battery terminal | 2 | 980735 | heavy wall heat shrink 1.10" pre-shrink ID, black 3:1, 2" length | 4 |
| 909155 | 1/0 ga. negative straight battery terminal | 2 | 8920 | liquid flux | 1 |
| 909165 | 2/0 ga. positive straight battery terminal | 2 | | | |
| 909175 | 2/0 ga. negative straight battery terminal | 2 | | | |
| 907415 | 4 ga. ⅜" stud gray starter lug | 4 | | | |

⚠ WARNING: Cancer and Reproductive Harm www.P65Warnings.ca.gov.



Scan for pricing or go to www.delcity.net/catalogpricing

www.delcity.net
info@delcity.net



Battery Terminal & Lug Kit

| PN | case size | pieces |
|-----|--|--------|
| 650 | 13 ⁹ / ₁₆ " x 9 ¹ / ₄ " x 2" | 49 |

| PN 650 contents | | qty | PN 650 contents | | qty |
|-----------------|---|-----|-----------------|---|-----|
| 906815 | standard copper lug 3/8" ga. | 5 | 909175 | straight barrel battery terminal negative 2/0 ga. | 2 |
| 906825 | standard copper lug 3/8" 2 ga. | 5 | 909115 | straight barrel battery terminal universal 4 ga. | 2 |
| 906855 | standard copper lug 3/8" 2/0 ga. | 5 | 909125 | straight barrel battery terminal positive 2-1 ga. | 2 |
| 906615 | standard copper lug 5/16" ga. | 5 | 909135 | straight barrel battery terminal negative 2-1 ga. | 2 |
| 906625 | standard copper lug 5/16" 2 ga. | 5 | 909105 | straight barrel battery terminal universal 6 ga. | 2 |
| 906655 | standard copper lug 5/16" 2/0 ga. | 5 | | | |
| 605DL | side terminal accessory bolt | 5 | | | |
| 908885 | universal copper lug 6-1 ga. | 2 | | | |
| 909165 | straight barrel battery terminal positive 2/0 ga. | 2 | | | |

⚠ WARNING: Cancer and Reproductive Harm - www.P65Warnings.ca.gov.



Solder Pellet & Triple Wall Heat Shrink Battery Kit

| PN | case size | pieces |
|-----|---|--------|
| 652 | 11" x 6 ³ / ₄ " x 1 ³ / ₄ " | 48 |

| PN 652 contents | | qty | PN 652 contents | | qty |
|-----------------|---|-----|-----------------|---|-----|
| 900905 | battery terminal solder slug 4 ga. gray | 5 | - | heavy wall heat shrink .50" pre-shrink ID, black 3:1, 1.5" length | 2 |
| 900915 | battery terminal solder slug 2 ga. green | 5 | - | heavy wall heat shrink .50" pre-shrink ID, red 3:1, 1.5" length | 2 |
| 900925 | battery terminal solder slug 1 ga. pink | 5 | 980725 | heavy wall heat shrink .75" pre-shrink ID, black 3:1, 1.5" length | 2 |
| 900935 | battery terminal solder slug 1/0 ga. black | 5 | 980715 | heavy wall heat shrink .75" pre-shrink ID, red 3:1, 1.5" length | 2 |
| 900945 | battery terminal solder slug 2/0 ga. orange | 5 | 980745 | heavy wall heat shrink 1.10" pre-shrink ID, black 3:1, 2" length | 2 |
| 900955 | battery terminal solder slug 3/0 ga. purple | 5 | 980735 | heavy wall heat shrink 1.10" pre-shrink ID, red 3:1, 2" length | 2 |
| 900965 | battery terminal solder slug 4/0 ga. yellow | 5 | | | |
| 8920 | 2 oz. no-clean flux bottle | 1 | | | |

⚠ WARNING: Cancer and Reproductive Harm www.P65Warnings.ca.gov.



Battery Protection Kit – Part No. 990012

| battery protection kit contents | qty | battery protection kit contents | qty |
|---|-----|---------------------------------|-----|
| battery terminal cleaner spray, 3/4 oz. can | 1 | hand cleaning towelette | 1 |
| protection spray, 1/8 oz. can | 1 | battery cleaner brush, metal | 1 |
| terminal protector washer, red | 1 | | |
| terminal protector washer, green | 1 | | |

⚠ WARNING: Cancer and Reproductive Harm www.P65Warnings.ca.gov.



Ratchet Wrench Knockout Set

| PN | pipe sizes | hole size O.D. | pieces |
|--------|------------|--------------------------------------|--------|
| 992102 | 1/2"-2" | 7/8"-2 ³ / ₈ " | 9 |

⚠ WARNING: Cancer and Reproductive Harm - www.P65Warnings.ca.gov.



Knockout Set

| PN | pipe sizes | hole size O.D. | pieces |
|--------|---|--|--------|
| 992100 | 1/2", 3/4", 1", 1 ¹ / ₄ " | 7/8", 1 ¹ / ₃₂ ", 1 ¹¹ / ₃₂ ", 1 ¹¹ / ₁₆ " | 6 |

⚠ WARNING: Cancer and Reproductive Harm - www.P65Warnings.ca.gov.

Kit Accessories



Rack for Metal Boxes

Heavy-duty, rugged metal racks, in a gray hammerstone finish, holds up to 4 metal scoop boxes. **Order scoop boxes separately, see below.**

| PN | description | fits box no. | fits kit no. | weight (lbs) |
|--------|--|------------------|-------------------------------|--------------|
| 990275 | 4 drawer rack for 13 ⁵ / ₁₆ " x 9 ¹ / ₄ " x 2" boxes h: 11 ¹ / ₄ ", w: 15 ¹ / ₄ ", d: 11 ³ / ₄ " | 990250 990265 | 650 | 22 |
| 990280 | 4 drawer rack for 18" x 12" x 3" boxes h: 15", w: 20", d: 15 ³ / ₄ " | 990255 990270 | 275, 276, 277 75045, 75043 | 37 |

⚠ WARNING: Cancer and Reproductive Harm - www.P65Warnings.ca.gov.



Table Top Wire Rack & Terminal Kit

This versatile wire rack comes with a sliding top drawer that houses an 18" x 12" x 2" size scoop box that comes with an assortment of terminals. Rack can hold a wide combination of 100' to 500' spools of assorted wires. It is manufactured from heavy-duty powder coated steel for durability. Available with and without terminals. 11⁷/₈" D x 16⁷/₁₆" H x 15³/₁₆" W.

| PN | description |
|---------|--------------------------|
| 9900816 | table top wire rack only |

⚠ WARNING: Cancer and Reproductive Harm - www.P65Warnings.ca.gov.



990250



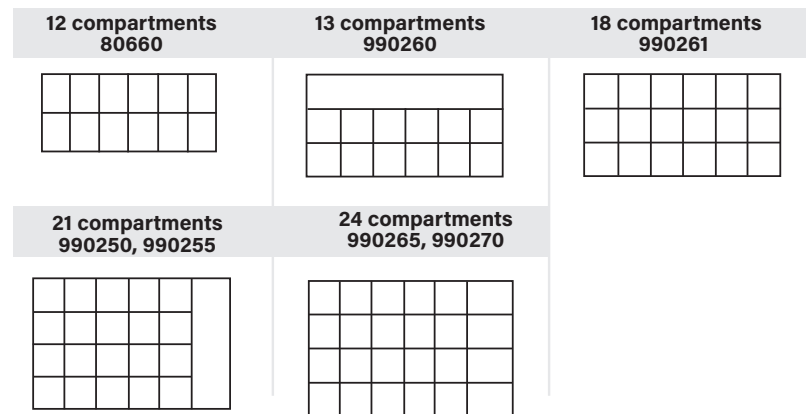
990260

Scoop Boxes

Ideal for organizing and storing small parts. Rounded bottoms to make scooping out parts quick and easy. Model 990260, 990261 and 80660 are high strength clear polyethylene plastic; all other models are constructed of steel. Models 990250 and 990255 have one larger compartment for hand tool storage.

| PN | descriptions | number of compartments | weight (lbs) |
|--------|--|------------------------|--------------|
| 80660 | 6 ⁷ / ₈ " x 3 ³ / ₈ " x 1 ⁷ / ₁₆ " | 12 | 1 |
| 990250 | 13 ⁵ / ₁₆ " x 9 ¹ / ₄ " x 2" | 21 | 4 |
| 990255 | 18" x 12" x 3" | 21 | 4 |
| 990260 | 11" x 6 ¹ / ₂ " x 1 ³ / ₄ " | 13 | 1 |
| 990261 | 11" x 6 ¹ / ₂ " x 1 ³ / ₄ " | 18 | 1 |
| 990265 | 13 ⁵ / ₁₆ " x 9 ¹ / ₄ " x 2" | 24 | 4 |
| 990270 | 18" x 12" x 3" | 24 | 4 |

⚠ WARNING: Cancer and Reproductive Harm - www.P65Warnings.ca.gov.



Mobile Wire Cart

Perfect for maintenance facilities, garages and construction sites, the mobile wire spool and product rack provides efficiency and space to your work environment. The mobile cart allows for multiple types of wire or other spooled items such as loom to be organized and readily available. It features four 5" x 1¹/₄" polyurethane casters (2 fixed, 2 free), two louvered side panels for 4" x 5" plastic (part number 9900811) and 4" x 8" metal bins (part number 9900812). It is manufactured from heavy-duty, all welded 14 ga. steel and has a 1,200 lb capacity. 26" W x 18" D x 46" H.

| PN | description |
|---------|--------------------------------------|
| 9900810 | mobile wire cart (bins not included) |
| 9900811 | 16 yellow plastic bins, 4" X 5" |
| 9900812 | 12 yellow plastic bins, 4" X 8" |

| PN | description |
|---------|------------------------------------|
| 9900813 | 3 adjustable metal shelf, 4" X 18" |
| 9900814 | mobile wire cart w/bins |

⚠ WARNING: Cancer and Reproductive Harm www.P65Warnings.ca.gov.



Scan for pricing or go to www.delcity.net/catalogpricing

1.800.654.4757
f:1.800.431.1293





INDEX

| part no. | page | part no. | page | part no. | page | part no. | page | part no. | page | part no. | page |
|----------|------|----------|------|----------|------|----------|------|----------|---------|----------|------|
| 233 | 335 | 639 | 45 | 808 | 345 | 1516 | 36 | 1635 | 46 | 1814 | 32 |
| 235 | 335 | 640 | 45 | 809 | 345 | 1521 | 40 | 1636 | 46 | 1816 | 32 |
| 276 | 344 | 641 | 44 | 810 | 345 | 1522 | 40 | 1637 | 46 | 1818 | 32 |
| 277 | 345 | 642 | 43 | 815 | 347 | 1523 | 214 | 1638 | 46 | 1819 | 32 |
| 303 | 348 | 643 | 43 | 818 | 347 | 1526 | 40 | 1641 | 44 | 1820 | 32 |
| 304 | 348 | 644 | 43 | 824 | 36 | 1527 | 40 | 1655 | 44 | 1822 | 31 |
| 305 | 348 | 645 | 43 | 826 | 36 | 1528 | 40 | 1656 | 44 | 1823 | 31 |
| 306 | 348 | 646 | 43 | 828 | 36 | 1529 | 40 | 1657 | 44 | 1824 | 31 |
| 307 | 348 | 647 | 43 | 829 | 39 | 1530 | 36 | 1658 | 44 | 1826 | 31 |
| 308 | 349 | 648 | 43 | 830 | 39 | 1531 | 36 | 1659 | 44 | 1828 | 31 |
| 309 | 349 | 649 | 43 | 831 | 39 | 1532 | 36 | 1690 | 46 | 1829 | 31 |
| 310 | 349 | 650 | 44 | 832 | 39 | 1533 | 36 | 1691 | 46, 335 | 1830 | 31 |
| 311 | 349 | 651 | 44 | 833 | 39 | 1534 | 36 | 1692 | 46, 335 | 1831 | 31 |
| 312 | 349 | 652 | 44 | 834 | 39 | 1535 | 36 | 1693 | 46, 335 | 1833 | 31 |
| 313 | 350 | 653 | 44 | 835 | 39 | 1536 | 36 | 1694 | 46, 335 | 1836 | 31 |
| 314 | 350 | 654 | 353 | 836 | 39 | 1537 | 36 | 1695 | 46, 335 | 1838 | 31 |
| 315 | 350 | 655 | 44 | 837 | 39 | 1538 | 36 | 1696 | 46, 335 | 1841 | 34 |
| 335 | 334 | 656 | 44 | 838 | 39 | 1540 | 40 | 1701 | 34 | 1842 | 34 |
| 350 | 334 | 657 | 44 | 839 | 39 | 1541 | 40 | 1702 | 34 | 1843 | 34 |
| 360 | 334 | 658 | 44 | 841 | 34 | 1542 | 40 | 1703 | 34 | 1844 | 34 |
| 365 | 334 | 659 | 44 | 842 | 34 | 1543 | 40 | 1704 | 34 | 1845 | 34 |
| 370 | 334 | 660 | 45 | 843 | 34 | 1544 | 40 | 1705 | 34 | 1846 | 34 |
| 371 | 334 | 661 | 45 | 844 | 34 | 1545 | 40 | 1706 | 34 | 1847 | 34 |
| 512 | 37 | 662 | 45 | 845 | 34 | 1546 | 40 | 1707 | 34 | 1848 | 34 |
| 513 | 37 | 663 | 45 | 846 | 34 | 1547 | 40 | 1708 | 34 | 1849 | 34 |
| 514 | 37 | 664 | 45 | 847 | 34 | 1548 | 40 | 1709 | 34 | 1850 | 34 |
| 515 | 37 | 665 | 45 | 848 | 34 | 1549 | 40 | 1710 | 34 | 1851 | 39 |
| 516 | 37 | 666 | 45 | 849 | 34 | 1550 | 41 | 1715 | 32 | 1852 | 39 |
| 517 | 37 | 667 | 45 | 850 | 34 | 1552 | 41 | 1716 | 32 | 1853 | 39 |
| 518 | 37 | 668 | 45 | 851 | 39 | 1553 | 41 | 1718 | 32 | 1854 | 39 |
| 519 | 37 | 671 | 43 | 852 | 39 | 1554 | 41 | 1719 | 32 | 1855 | 39 |
| 520 | 37 | 672 | 43 | 853 | 39 | 1555 | 41 | 1720 | 32 | 1856 | 39 |
| 522 | 38 | 673 | 43 | 854 | 39 | 1556 | 41 | 1722 | 34 | 1857 | 39 |
| 523 | 38 | 674 | 43 | 855 | 39 | 1557 | 41 | 1723 | 32 | 1858 | 39 |
| 524 | 38 | 675 | 43 | 856 | 39 | 1558 | 41 | 1726 | 34 | 1859 | 39 |
| 525 | 38 | 676 | 43 | 857 | 39 | 1560 | 40 | 1730 | 42 | 1901 | 31 |
| 526 | 38 | 677 | 43 | 858 | 39 | 1561 | 40 | 1731 | 42 | 1902 | 31 |
| 527 | 38 | 678 | 43 | 860 | 39 | 1570 | 41 | 1732 | 42 | 1903 | 31 |
| 528 | 38 | 679 | 43 | 862 | 36 | 1571 | 41 | 1733 | 42 | 1904 | 31 |
| 529 | 38 | 682 | 43 | 864 | 36 | 1572 | 41 | 1734 | 42 | 1905 | 31 |
| 530 | 37 | 684 | 43 | 866 | 36 | 1573 | 41 | 1735 | 42 | 1906 | 31 |
| 531 | 37 | 686 | 43 | 868 | 36 | 1574 | 41 | 1736 | 42 | 1908 | 31 |
| 532 | 37 | 688 | 43 | 870 | 42 | 1575 | 41 | 1737 | 42 | 1909 | 31 |
| 533 | 37 | 693 | 45 | 871 | 42 | 1576 | 41 | 1743 | 32 | 1910 | 31 |
| 534 | 37 | 695 | 45 | 872 | 42 | 1577 | 41 | 1744 | 32 | 1911 | 31 |
| 535 | 37 | 697 | 45 | 882 | 36 | 1578 | 41 | 1746 | 32 | 1912 | 31 |
| 550 | 342 | 699 | 45 | 883 | 334 | 1579 | 41 | 1748 | 32 | 1913 | 32 |
| 551 | 342 | 726 | 34 | 884 | 36 | 1580 | 41 | 1749 | 32 | 1914 | 32 |
| 552 | 342 | 733 | 334 | 886 | 36 | 1581 | 41 | 1750 | 32 | 1915 | 32 |
| 553 | 342 | 734 | 335 | 888 | 36 | 1582 | 41 | 1761 | 33 | 1916 | 32 |
| 554 | 342 | 736 | 335 | 891 | 344 | 1583 | 41 | 1762 | 33 | 1918 | 32 |
| 555 | 343 | 743 | 32 | 893 | 347 | 1584 | 41 | 1763 | 32 | 1919 | 32 |
| 573 | 33 | 744 | 32 | 895 | 347 | 1590 | 42 | 1764 | 32 | 1920 | 32 |
| 574 | 33 | 746 | 32 | 928 | 46 | 1591 | 42 | 1765 | 32 | 1921 | 32 |
| 576 | 33 | 748 | 32 | 929 | 46 | 1592 | 42 | 1766 | 32 | 1922 | 32 |
| 579 | 33 | 749 | 32 | 1401 | 44 | 1593 | 42 | 1767 | 33 | 1923 | 31 |
| 580 | 33 | 755 | 32 | 1402 | 44 | 1594 | 42 | 1768 | 32 | 1924 | 31 |
| 609 | 335 | 756 | 32 | 1403 | 44 | 1595 | 42 | 1769 | 32 | 1925 | 31 |
| 611 | 43 | 758 | 32 | 1404 | 44 | 1596 | 42 | 1770 | 32 | 1926 | 31 |
| 612 | 43 | 759 | 32 | 1405 | 44 | 1597 | 42 | 1771 | 32 | 1928 | 31 |
| 613 | 43 | 760 | 32 | 1406 | 44 | 1598 | 42 | 1773 | 31 | 1929 | 31 |
| 614 | 43 | 761 | 33 | 1407 | 44 | 1599 | 42 | 1774 | 31 | 1930 | 31 |
| 615 | 43 | 763 | 32 | 1426 | 214 | 1601 | 45 | 1775 | 31 | 1931 | 31 |
| 616 | 43 | 764 | 32 | 1443 | 214 | 1602 | 45 | 1776 | 31 | 1932 | 31 |
| 617 | 43 | 765 | 32 | 1463 | 214 | 1603 | 45 | 1778 | 31 | 1933 | 31 |
| 618 | 43 | 766 | 32 | 1465 | 214 | 1604 | 45 | 1779 | 31 | 1934 | 31 |
| 619 | 43 | 768 | 32 | 1470 | 214 | 1605 | 45 | 1780 | 31 | 1936 | 31 |
| 620 | 44 | 769 | 32 | 1475 | 214 | 1606 | 45 | 1781 | 31 | 1943 | 32 |
| 621 | 44 | 773 | 31 | 1490 | 45 | 1607 | 45 | 1782 | 31 | 1944 | 32 |
| 622 | 34 | 774 | 31 | 1491 | 45 | 1611 | 46 | 1783 | 31 | 1946 | 32 |
| 623 | 45 | 775 | 31 | 1492 | 45 | 1612 | 46 | 1784 | 31 | 1948 | 32 |
| 625 | 45 | 776 | 31 | 1500 | 35 | 1613 | 46 | 1785 | 31 | 1949 | 32 |
| 626 | 34 | 778 | 31 | 1501 | 35 | 1614 | 46 | 1786 | 31 | 1950 | 32 |
| 627 | 45 | 779 | 31 | 1502 | 35 | 1615 | 46 | 1788 | 31 | 1952 | 32 |
| 628 | 34 | 782 | 31 | 1503 | 35 | 1616 | 46 | 1789 | 31 | 1953 | 32 |
| 629 | 45 | 783 | 31 | 1504 | 35 | 1617 | 46 | 1790 | 31 | 1954 | 32 |
| 630 | 45 | 784 | 31 | 1505 | 35 | 1618 | 46 | 1791 | 31 | 1960 | 32 |
| 631 | 45 | 785 | 31 | 1506 | 35 | 1622 | 34 | 1803 | 31 | 1962 | 33 |
| 632 | 45 | 786 | 31 | 1510 | 36 | 1626 | 34 | 1804 | 31 | 1964 | 33 |
| 633 | 334 | 788 | 31 | 1511 | 36 | 1628 | 34 | 1806 | 31 | 1965 | 33 |
| 634 | 45 | 789 | 31 | 1512 | 36 | 1631 | 46 | 1808 | 31 | 1968 | 33 |
| 635 | 45 | 802 | 343 | 1513 | 36 | 1632 | 46 | 1809 | 31 | 1973 | 32 |
| 636 | 45 | 803 | 343 | 1514 | 36 | 1633 | 46 | 1810 | 31 | 1974 | 32 |
| 637 | 45 | 806 | 344 | 1515 | 36 | 1634 | 46 | 1813 | 32 | 1976 | 32 |

| part no. | page | part no. | page | part no. | page | part no. | page | part no. | page | part no. | page |
|-----------|--------|-----------|------|-----------|------|-----------|------|-----------|---------------|-----------|----------|
| 1978..... | 32 | 2650..... | 52 | 3369..... | 66 | 5086..... | 50 | 5392..... | 211 | 5606..... | 212 |
| 1979..... | 32 | 2652..... | 52 | 3370..... | 66 | 5087..... | 49 | 5400..... | 169 | 5607..... | 212 |
| 1980..... | 32 | 2653..... | 52 | 3371..... | 66 | 5088..... | 49 | 5402..... | 51 | 5608..... | 212 |
| 2004..... | 64 | 2654..... | 52 | 3373..... | 66 | 5090..... | 50 | 5404..... | 170 | 5609..... | 212 |
| 2006..... | 64 | 2656..... | 52 | 3374..... | 66 | 5091..... | 50 | 5406..... | 170 | 5610..... | 212 |
| 2008..... | 64 | 2659..... | 52 | 3375..... | 66 | 5092..... | 50 | 5408..... | 170 | 5611..... | 212 |
| 2010..... | 64 | 2712..... | 52 | 3376..... | 66 | 5093..... | 50 | 5410..... | 170 | 5614..... | 212, 213 |
| 2012..... | 64 | 2734..... | 52 | 3377..... | 66 | 5094..... | 50 | 5411..... | 171 | 5615..... | 212, 213 |
| 2014..... | 64 | 2738..... | 52 | 3378..... | 66 | 5097..... | 50 | 5413..... | 169 | 5616..... | 212, 213 |
| 2016..... | 64 | 2750..... | 52 | 3379..... | 66 | 5098..... | 50 | 5414..... | 169 | 5617..... | 212, 213 |
| 2018..... | 64 | 2751..... | 52 | 3380..... | 66 | 5099..... | 50 | 5416..... | 171 | 5618..... | 212, 213 |
| 2019..... | 63 | 2753..... | 52 | 3381..... | 66 | 5100..... | 51 | 5417..... | 170 | 5619..... | 212 |
| 2020..... | 64 | 2756..... | 52 | 3382..... | 66 | 5103..... | 51 | 5418..... | 171 | 5621..... | 212 |
| 2022..... | 64 | 2804..... | 64 | 3602..... | 52 | 5104..... | 51 | 5419..... | 171 | 5622..... | 212 |
| 2024..... | 64 | 2806..... | 64 | 3612..... | 52 | 5105..... | 51 | 5420..... | 171 | 5623..... | 212 |
| 2026..... | 64 | 2808..... | 64 | 3614..... | 52 | 5106..... | 51 | 5421..... | 171 | 5624..... | 212 |
| 2027..... | 63 | 2810..... | 64 | 3634..... | 52 | 5107..... | 51 | 5422..... | 173 | 5625..... | 212 |
| 2028..... | 64 | 2812..... | 64 | 3635..... | 52 | 5108..... | 51 | 5423..... | 173 | 5626..... | 212, 213 |
| 2030..... | 64 | 2814..... | 64 | 3638..... | 52 | 5110..... | 51 | 5424..... | 172 | 5627..... | 212, 213 |
| 2032..... | 64 | 2816..... | 64 | 3644..... | 52 | 5112..... | 51 | 5425..... | 172 | 5628..... | 212, 213 |
| 2034..... | 64 | 2819..... | 64 | 3645..... | 52 | 5114..... | 51 | 5426..... | 172 | 5629..... | 212, 213 |
| 2036..... | 64 | 2820..... | 64 | 3650..... | 52 | 5116..... | 51 | 5427..... | 172 | 5630..... | 213 |
| 2038..... | 64 | 2822..... | 64 | 3651..... | 52 | 5120..... | 51 | 5428..... | 171 | 5631..... | 213 |
| 2039..... | 63 | 2824..... | 64 | 3652..... | 52 | 5121..... | 51 | 5429..... | 171 | 5632..... | 212 |
| 2040..... | 64 | 2826..... | 64 | 3656..... | 52 | 5122..... | 51 | 5430..... | 171, 172, 173 | 5633..... | 212 |
| 2041..... | 63 | 2827..... | 64 | 3712..... | 52 | 5124..... | 51 | 5431..... | 171, 172, 173 | 5634..... | 212 |
| 2043..... | 63 | 2829..... | 64 | 3734..... | 52 | 5126..... | 51 | 5432..... | 171 | 5635..... | 212 |
| 2048..... | 64 | 2832..... | 64 | 4123..... | 26 | 5128..... | 51 | 5433..... | 171, 172, 173 | 5636..... | 212 |
| 2050..... | 64 | 2836..... | 64 | 4125..... | 26 | 5129..... | 51 | 5434..... | 172 | 5637..... | 212 |
| 2053..... | 63 | 2840..... | 64 | 4143..... | 26 | 5130..... | 51 | 5435..... | 172 | 5638..... | 212 |
| 2125..... | 26 | 2849..... | 64 | 4145..... | 26 | 5132..... | 51 | 5436..... | 174 | 5639..... | 212 |
| 2143..... | 26 | 2904..... | 65 | 4163..... | 26 | 5133..... | 51 | 5437..... | 174 | 5640..... | 212 |
| 2163..... | 26 | 2906..... | 65 | 4165..... | 26 | 5134..... | 51 | 5438..... | 171 | 5641..... | 212 |
| 2165..... | 26 | 2908..... | 65 | 4183..... | 26 | 5136..... | 51 | 5439..... | 171 | 5642..... | 212 |
| 2183..... | 26 | 2910..... | 65 | 4185..... | 26 | 5137..... | 51 | 5440..... | 173 | 5643..... | 212 |
| 2200..... | 68 | 2912..... | 65 | 5000..... | 49 | 5160..... | 51 | 5441..... | 171 | 5644..... | 212 |
| 2242..... | 335 | 2914..... | 65 | 5002..... | 49 | 5162..... | 51 | 5442..... | 171 | 5645..... | 212 |
| 2366..... | 68 | 2916..... | 65 | 5004..... | 49 | 5163..... | 51 | 5443..... | 174 | 5646..... | 212 |
| 2367..... | 68 | 2918..... | 65 | 5006..... | 49 | 5164..... | 51 | 5444..... | 174 | 5647..... | 212 |
| 2372..... | 68 | 2920..... | 65 | 5008..... | 49 | 5166..... | 51 | 5445..... | 173 | 5648..... | 212 |
| 2373..... | 68 | 2922..... | 65 | 5010..... | 49 | 5168..... | 51 | 5446..... | 174 | 5726..... | 212 |
| 2375..... | 68 | 2924..... | 65 | 5012..... | 49 | 5169..... | 51 | 5447..... | 174 | 5728..... | 212 |
| 2376..... | 68 | 2926..... | 65 | 5014..... | 49 | 5170..... | 51 | 5448..... | 173 | 5743..... | 212 |
| 2379..... | 68 | 2928..... | 65 | 5015..... | 49 | 5171..... | 51 | 5449..... | 173 | 5745..... | 212 |
| 2402..... | 61, 63 | 2930..... | 65 | 5016..... | 49 | 5172..... | 51 | 5450..... | 170 | 5904..... | 50 |
| 2403..... | 61, 63 | 2932..... | 65 | 5017..... | 49 | 5180..... | 51 | 5451..... | 170 | 5905..... | 50 |
| 2404..... | 61, 63 | 2940..... | 65 | 5018..... | 49 | 5181..... | 51 | 5500..... | 213 | 5906..... | 50 |
| 2406..... | 61, 63 | 2942..... | 65 | 5020..... | 49 | 5182..... | 51 | 5501..... | 213 | 5907..... | 50 |
| 2408..... | 61, 63 | 3001..... | 52 | 5022..... | 49 | 5183..... | 51 | 5502..... | 213 | 5908..... | 50 |
| 2410..... | 61, 63 | 3004..... | 67 | 5023..... | 49 | 5184..... | 51 | 5503..... | 213 | 5909..... | 50 |
| 2411..... | 61, 63 | 3006..... | 67 | 5024..... | 49 | 5186..... | 51 | 5504..... | 213 | 5910..... | 50 |
| 2412..... | 61, 63 | 3012..... | 67 | 5027..... | 49 | 5187..... | 51 | 5505..... | 213 | 5911..... | 50 |
| 2415..... | 61, 63 | 3014..... | 52 | 5036..... | 49 | 5188..... | 51 | 5506..... | 213 | 6002..... | 48 |
| 2416..... | 61, 63 | 3020..... | 67 | 5037..... | 49 | 5189..... | 51 | 5507..... | 213 | 6003..... | 48 |
| 2417..... | 61, 63 | 3028..... | 67 | 5038..... | 49 | 5192..... | 51 | 5508..... | 213 | 6004..... | 48 |
| 2418..... | 61, 63 | 3036..... | 67 | 5040..... | 49 | 5193..... | 51 | 5509..... | 213 | 6010..... | 48 |
| 2419..... | 61, 63 | 3048..... | 67 | 5042..... | 49 | 5194..... | 51 | 5510..... | 213 | 6012..... | 48 |
| 2421..... | 61 | 3064..... | 67 | 5044..... | 49 | 5195..... | 51 | 5511..... | 213 | 6100..... | 43 |
| 2422..... | 61, 63 | 3105..... | 26 | 5048..... | 49 | 5196..... | 51 | 5512..... | 213 | 6101..... | 43 |
| 2423..... | 61, 63 | 3143..... | 26 | 5050..... | 49 | 5197..... | 51 | 5513..... | 213 | 6102..... | 43 |
| 2424..... | 61, 63 | 3145..... | 26 | 5051..... | 49 | 5198..... | 51 | 5514..... | 213 | 6104..... | 43 |
| 2506..... | 61, 63 | 3163..... | 26 | 5053..... | 50 | 5199..... | 51 | 5515..... | 213 | 6106..... | 43 |
| 2508..... | 61, 63 | 3183..... | 26 | 5054..... | 50 | 5200..... | 51 | 5516..... | 213 | 6108..... | 43 |
| 2510..... | 61, 63 | 3185..... | 26 | 5055..... | 50 | 5201..... | 51 | 5517..... | 213 | 6110..... | 43 |
| 2511..... | 61, 63 | 3201..... | 67 | 5056..... | 50 | 5202..... | 51 | 5518..... | 213 | 6112..... | 43 |
| 2512..... | 61, 63 | 3202..... | 67 | 5057..... | 50 | 5203..... | 51 | 5519..... | 213 | 6125..... | 43 |
| 2515..... | 61, 63 | 3204..... | 67 | 5058..... | 50 | 5204..... | 51 | 5520..... | 213 | 6131..... | 43 |
| 2516..... | 61, 63 | 3206..... | 67 | 5059..... | 50 | 5205..... | 51 | 5521..... | 213 | 6137..... | 43 |
| 2517..... | 61, 63 | 3208..... | 67 | 5060..... | 50 | 5206..... | 51 | 5522..... | 213 | 6144..... | 43 |
| 2518..... | 61, 63 | 3210..... | 67 | 5061..... | 50 | 5207..... | 51 | 5523..... | 213 | 6150..... | 43 |
| 2519..... | 61, 63 | 3212..... | 67 | 5062..... | 50 | 5208..... | 51 | 5524..... | 213 | 6162..... | 43 |
| 2521..... | 61, 63 | 3214..... | 67 | 5066..... | 50 | 5283..... | 51 | 5525..... | 213 | 6175..... | 43 |
| 2522..... | 61, 63 | 3216..... | 67 | 5067..... | 50 | 5286..... | 51 | 5526..... | 213 | 6201..... | 44 |
| 2523..... | 61, 63 | 3218..... | 67 | 5068..... | 50 | 5295..... | 51 | 5527..... | 213 | 6202..... | 44 |
| 2524..... | 61, 63 | 3222..... | 67 | 5069..... | 50 | 5300..... | 51 | 5528..... | 213 | 6203..... | 44 |
| 2601..... | 52 | 3335..... | 334 | 5071..... | 50 | 5302..... | 51 | 5529..... | 213 | 6204..... | 44 |
| 2612..... | 52 | 3361..... | 66 | 5072..... | 50 | 5303..... | 51 | 5530..... | 213 | 6205..... | 44 |
| 2613..... | 52 | 3362..... | 66 | 5074..... | 50 | 5367..... | 211 | 5531..... | 213 | 6206..... | 44 |
| 2615..... | 52 | 3363..... | 66 | 5076..... | 50 | 5368..... | 211 | 5600..... | 212 | 6207..... | 44 |
| 2635..... | 52 | 3364..... | 66 | 5078..... | 50 | 5372..... | 211 | 5601..... | 212 | 6208..... | 44 |
| 2638..... | 52 | 3365..... | 66 | 5080..... | 50 | 5380..... | 211 | 5602..... | 212 | 6269..... | 139 |
| 2639..... | 52 | 3366..... | 66 | 5083..... | 49 | 5384..... | 211 | 5603..... | 212 | 6302..... | 48 |
| 2644..... | 52 | 3367..... | 66 | 5084..... | 49 | 5386..... | 211 | 5604..... | 212 | 6303..... | 48 |
| 2645..... | 52 | 3368..... | 66 | 5085..... | 49 | 5388..... | 211 | 5605..... | 212 | 6304..... | 48 |

| part no. | page | part no. | page | part no. | page | part no. | page | part no. | page | part no. | page |
|-----------|---------------|-----------|--------------------|-----------|---------------|-----------|---------|------------|------|------------|------|
| 6310..... | 48 | 7705..... | 223 | 8710..... | 222, 223, 238 | 9301..... | 55 | 9732..... | 53 | 11161..... | 12 |
| 6311..... | 48 | 7801..... | 234 | 8715..... | 238 | 9302..... | 55 | 9734..... | 53 | 11165..... | 12 |
| 6312..... | 48 | 7805..... | 232 | 8720..... | 238 | 9303..... | 55 | 9736..... | 53 | 11167..... | 12 |
| 6502..... | 48 | 7851..... | 227 | 8800..... | 226, 236 | 9304..... | 55 | 9738..... | 53 | 11168..... | 12 |
| 6503..... | 48 | 7852..... | 227 | 8805..... | 226, 236 | 9305..... | 55 | 9740..... | 53 | 11180..... | 12 |
| 6504..... | 48 | 7853..... | 227 | 8810..... | 222, 228, 236 | 9306..... | 55 | 9742..... | 53 | 11181..... | 12 |
| 6510..... | 48 | 7854..... | 238 | 8815..... | 223, 228, 236 | 9307..... | 55 | 9744..... | 53 | 11185..... | 12 |
| 6901..... | 43 | 7855..... | 232 | 8820..... | 236 | 9308..... | 55 | 9748..... | 53 | 11187..... | 12 |
| 6902..... | 43 | 7860..... | 234 | 8835..... | 334 | 9341..... | 54 | 9757..... | 57 | 11188..... | 12 |
| 6903..... | 43 | 7861..... | 234 | 8842..... | 236 | 9343..... | 54 | 9758..... | 57 | 11200..... | 12 |
| 6904..... | 43 | 7862..... | 235 | 8844..... | 236 | 9344..... | 54 | 9760..... | 57 | 11201..... | 12 |
| 6905..... | 43 | 7863..... | 234 | 8846..... | 236 | 9352..... | 54 | 9765..... | 57 | 11205..... | 12 |
| 7200..... | 222 | 7864..... | 234 | 8855..... | 227, 236 | 9353..... | 54 | 9766..... | 57 | 11208..... | 12 |
| 7202..... | 222 | 7865..... | 234 | 8875..... | 236 | 9354..... | 54 | 9767..... | 57 | 11500..... | 35 |
| 7210..... | 222, 223, 238 | 7866..... | 234 | 8900..... | 211 | 9357..... | 54 | 9771..... | 60 | 11501..... | 35 |
| 7211..... | 222, 223, 238 | 7900..... | 231 | 8901..... | 211 | 9358..... | 54 | 9772..... | 60 | 11502..... | 35 |
| 7213..... | 222 | 7901..... | 235 | 8902..... | 211 | 9366..... | 54 | 9774..... | 60 | 11503..... | 35 |
| 7214..... | 223 | 7904..... | 235 | 8903..... | 211 | 9367..... | 54 | 9775..... | 60 | 11504..... | 35 |
| 7223..... | 223 | 7905..... | 231 | 8904..... | 211 | 9368..... | 54 | 9776..... | 60 | 11912..... | 15 |
| 7227..... | 223 | 7925..... | 231 | 8905..... | 211 | 9369..... | 54 | 9777..... | 60 | 19125..... | 15 |
| 7228..... | 223 | 7991..... | 254 | 8906..... | 211 | 9372..... | 54 | 9778..... | 60 | 19128..... | 15 |
| 7232..... | 224 | 7995..... | 235 | 8911..... | 344 | 9373..... | 54 | 9800..... | 60 | 19140..... | 15 |
| 7233..... | 224 | 7998..... | 254 | 8912..... | 344 | 9431..... | 55 | 9801..... | 60 | 19141..... | 15 |
| 7234..... | 224 | 8101..... | 12 | 8913..... | 344 | 9433..... | 55 | 9806..... | 60 | 19145..... | 15 |
| 7235..... | 224 | 8105..... | 12 | 8915..... | 210 | 9435..... | 55 | 9812..... | 60 | 19148..... | 15 |
| 7236..... | 224 | 8125..... | 12 | 8920..... | 210 | 9436..... | 55 | 9817..... | 60 | 19160..... | 15 |
| 7238..... | 228 | 8141..... | 12 | 8931..... | 347 | 9437..... | 55 | 9824..... | 60 | 19161..... | 15 |
| 7239..... | 228 | 8142..... | 12 | 8932..... | 347 | 9438..... | 55 | 9826..... | 60 | 19165..... | 15 |
| 7240..... | 235 | 8143..... | 12 | 8933..... | 347 | 9500..... | 58 | 9827..... | 60 | 19168..... | 15 |
| 7242..... | 226 | 8144..... | 12 | 8951..... | 347 | 9501..... | 58 | 9828..... | 60 | 19180..... | 15 |
| 7243..... | 226 | 8145..... | 12 | 8952..... | 347 | 9502..... | 56, 108 | 9871..... | 60 | 19181..... | 15 |
| 7247..... | 226 | 8146..... | 12 | 8953..... | 347 | 9504..... | 56, 108 | 9887..... | 60 | 19185..... | 15 |
| 7248..... | 226 | 8147..... | 12 | 9000..... | 303 | 9506..... | 56, 108 | 9900..... | 54 | 19188..... | 15 |
| 7250..... | 227 | 8161..... | 12 | 9001..... | 59, 343 | 9508..... | 56, 108 | 9902..... | 54 | 20830..... | 40 |
| 7251..... | 227 | 8162..... | 12 | 9002..... | 59 | 9510..... | 58 | 9904..... | 54 | 20831..... | 40 |
| 7263..... | 226 | 8163..... | 12 | 9003..... | 59, 343 | 9512..... | 58 | 9910..... | 53 | 20832..... | 40 |
| 7267..... | 230 | 8164..... | 12 | 9004..... | 59 | 9514..... | 58 | 9912..... | 53 | 20833..... | 40 |
| 7268..... | 230 | 8165..... | 12 | 9005..... | 303 | 9516..... | 58 | 9914..... | 53 | 20834..... | 40 |
| 7269..... | 230 | 8166..... | 12 | 9006..... | 59, 343 | 9517..... | 58 | 9920..... | 57 | 20841..... | 35 |
| 7270..... | 230 | 8167..... | 12 | 9007..... | 59 | 9520..... | 55 | 9924..... | 57 | 20842..... | 35 |
| 7272..... | 230 | 8181..... | 12 | 9008..... | 59 | 9521..... | 55 | 9926..... | 57 | 20843..... | 35 |
| 7274..... | 230 | 8182..... | 12 | 9009..... | 59 | 9522..... | 55 | 9928..... | 56 | 20844..... | 35 |
| 7277..... | 230 | 8183..... | 12 | 9010..... | 303 | 9524..... | 55 | 9936..... | 56 | 20845..... | 35 |
| 7282..... | 238 | 8184..... | 12 | 9011..... | 59, 343 | 9525..... | 55 | 9942..... | 53 | 20846..... | 35 |
| 7283..... | 238 | 8185..... | 12 | 9012..... | 59 | 9526..... | 55 | 9943..... | 53 | 20847..... | 35 |
| 7292..... | 225 | 8186..... | 12 | 9013..... | 59 | 9527..... | 55 | 9945..... | 53 | 20850..... | 35 |
| 7293..... | 225 | 8187..... | 12 | 9014..... | 59, 343 | 9529..... | 55 | 9970..... | 56 | 20851..... | 39 |
| 7294..... | 225 | 8500..... | 231 | 9015..... | 303 | 9530..... | 58 | 9971..... | 56 | 20852..... | 39 |
| 7295..... | 225 | 8505..... | 231 | 9016..... | 59 | 9531..... | 58 | 9972..... | 56 | 20853..... | 39 |
| 7297..... | 228 | 8510..... | 231 | 9017..... | 59 | 9532..... | 58 | 9973..... | 57 | 20854..... | 39 |
| 7298..... | 225 | 8525..... | 231 | 9018..... | 59 | 9533..... | 58 | 9974..... | 57 | 20855..... | 39 |
| 7299..... | 225 | 8530..... | 231 | 9019..... | 59 | 9534..... | 58 | 9990..... | 54 | 20856..... | 39 |
| 7300..... | 222 | 8531..... | 237 | 9035..... | 59 | 9535..... | 58 | 9991..... | 54 | 21445..... | 25 |
| 7315..... | 224 | 8533..... | 237 | 9038..... | 60, 343 | 9610..... | 61 | 9992..... | 54 | 21842..... | 35 |
| 7335..... | 334 | 8535..... | 231 | 9040..... | 59 | 9611..... | 61 | 9993..... | 54 | 21843..... | 35 |
| 7400..... | 222 | 8536..... | 237 | 9041..... | 59 | 9612..... | 61 | 9994..... | 54 | 21844..... | 35 |
| 7410..... | 222 | 8540..... | 231 | 9042..... | 59 | 9620..... | 61 | 9995..... | 54 | 22012..... | 338 |
| 7415..... | 224 | 8545..... | 232 | 9043..... | 60 | 9621..... | 61 | 9996..... | 54 | 22013..... | 338 |
| 7430..... | 226 | 8550..... | 232 | 9044..... | 60 | 9622..... | 61 | 9997..... | 54 | 22014..... | 338 |
| 7435..... | 226 | 8555..... | 232 | 9049..... | 59 | 9623..... | 53 | 10045..... | 243 | 22016..... | 338 |
| 7500..... | 222 | 8560..... | 232 | 9050..... | 59, 343 | 9627..... | 53 | 10050..... | 243 | 22018..... | 338 |
| 7505..... | 222 | 8575..... | 232 | 9051..... | 59 | 9629..... | 53 | 10110..... | 239 | 22023..... | 337 |
| 7510..... | 224 | 8580..... | 232 | 9085..... | 59 | 9631..... | 53 | 10115..... | 239 | 22024..... | 337 |
| 7513..... | 228 | 8590..... | 235 | 9086..... | 59 | 9633..... | 53 | 10131..... | 244 | 22025..... | 337 |
| 7514..... | 228 | 8595..... | 253 | 9087..... | 59 | 9635..... | 53 | 10132..... | 244 | 22026..... | 337 |
| 7600..... | 228 | 8600..... | 233 | 9090..... | 59 | 9637..... | 53 | 10135..... | 244 | 22027..... | 337 |
| 7601..... | 228 | 8601..... | 233 | 9091..... | 59 | 9638..... | 53 | 11081..... | 12 | 22028..... | 337 |
| 7603..... | 228 | 8605..... | 233 | 9092..... | 59 | 9639..... | 53 | 11087..... | 12 | 22042..... | 337 |
| 7604..... | 228 | 8606..... | 233 | 9115..... | 285 | 9641..... | 53 | 11088..... | 12 | 22045..... | 337 |
| 7605..... | 228 | 8610..... | 233 | 9125..... | 287 | 9643..... | 53 | 11101..... | 12 | 22071..... | 339 |
| 7610..... | 228 | 8611..... | 233 | 9130..... | 287 | 9645..... | 53 | 11105..... | 12 | 22072..... | 339 |
| 7615..... | 228 | 8615..... | 233 | 9135..... | 285 | 9649..... | 53 | 11107..... | 12 | 22073..... | 339 |
| 7620..... | 226 | 8616..... | 233 | 9145..... | 286 | 9651..... | 57 | 11108..... | 12 | 22075..... | 339 |
| 7625..... | 226 | 8630..... | 233 | 9180..... | 55 | 9653..... | 57 | 11120..... | 12 | 22076..... | 340 |
| 7630..... | 226 | 8631..... | 233 | 9181..... | 55 | 9655..... | 57 | 11121..... | 12 | 22077..... | 340 |
| 7635..... | 226 | 8635..... | 233 | 9182..... | 55 | 9657..... | 57 | 11125..... | 12 | 22078..... | 340 |
| 7640..... | 227 | 8636..... | 233 | 9186..... | 55 | 9659..... | 57 | 11127..... | 12 | 22079..... | 340 |
| 7645..... | 227 | 8660..... | 233 | 9187..... | 55 | 9661..... | 57 | 11128..... | 12 | 22080..... | 340 |
| 7650..... | 227 | 8665..... | 233 | 9188..... | 55 | 9671..... | 56 | 11140..... | 12 | 22204..... | 63 |
| 7655..... | 227 | 8680..... | 233 | 9192..... | 55 | 9722..... | 53 | 11141..... | 12 | 22206..... | 63 |
| 7680..... | 227 | 8685..... | 233 | 9202..... | 57 | 9726..... | 53 | 11145..... | 12 | 22208..... | 63 |
| 7685..... | 227 | 8690..... | 233 | 9204..... | 57 | 9728..... | 53 | 11147..... | 12 | 22304..... | 63 |
| 7690..... | 226 | 8700..... | 226, 238 | 9206..... | 57 | 9729..... | 53 | 11148..... | 12 | 22306..... | 63 |
| 7695..... | 226 | 8705..... | 222, 223, 228, 238 | 9208..... | 57 | 9730..... | 53 | 11160..... | 12 | 22308..... | 63 |

| part no. | page | part no. | page | part no. | page | part no. | page | part no. | page | part no. | page |
|----------|--------|----------|--------|----------|------|----------|------|----------|------|----------|------|
| 24022 | 61, 63 | 32031 | 38 | 37160 | 18 | 47022 | 20 | 55141 | 22 | 61500 | 44 |
| 24032 | 61, 63 | 32050 | 38 | 37161 | 18 | 47025 | 20 | 55148 | 22 | 62000 | 47 |
| 24042 | 61, 63 | 32075 | 38 | 37165 | 18 | 47041 | 20 | 55161 | 22 | 62002 | 47 |
| 24062 | 61, 63 | 32100 | 35 | 37167 | 18 | 47042 | 20 | 55168 | 22 | 62004 | 47 |
| 24082 | 61, 63 | 32101 | 35 | 37168 | 18 | 47045 | 20 | 55301 | 22 | 62006 | 47 |
| 24152 | 61, 63 | 32102 | 35 | 37180 | 18 | 47061 | 20 | 55308 | 22 | 62008 | 47 |
| 24172 | 61, 63 | 32103 | 35 | 37181 | 18 | 47062 | 20 | 55401 | 22 | 62010 | 47 |
| 25022 | 61, 63 | 32104 | 35 | 37185 | 18 | 47065 | 20 | 55408 | 22 | 62012 | 47 |
| 25062 | 61, 63 | 32105 | 35 | 37187 | 18 | 47080 | 20 | 56001 | 22 | 62038 | 47 |
| 25082 | 61, 63 | 32106 | 35 | 37188 | 18 | 47081 | 20 | 56002 | 22 | 62044 | 47 |
| 25152 | 61, 63 | 32107 | 35 | 37854 | 39 | 47082 | 20 | 56008 | 22 | 62050 | 47 |
| 25172 | 61, 63 | 32108 | 35 | 37855 | 39 | 47085 | 20 | 56101 | 22 | 62063 | 47 |
| 29081 | 16 | 32109 | 35 | 37856 | 39 | 47100 | 20 | 56102 | 22 | 62075 | 47 |
| 29087 | 16 | 32110 | 35 | 38013 | 37 | 47101 | 20 | 56108 | 22 | 62088 | 47 |
| 29088 | 16 | 32111 | 37 | 38025 | 37 | 47102 | 20 | 56111 | 22 | 62100 | 47 |
| 29101 | 16 | 32112 | 37 | 38050 | 37 | 47103 | 20 | 56112 | 22 | 62101 | 14 |
| 29105 | 16 | 32113 | 37 | 38075 | 37 | 47104 | 20 | 56118 | 22 | 62103 | 14 |
| 29107 | 16 | 32114 | 37 | 38081 | 17 | 47105 | 20 | 56121 | 22 | 62105 | 14 |
| 29108 | 16 | 32115 | 37 | 38085 | 17 | 47106 | 20 | 56122 | 22 | 62107 | 14 |
| 29121 | 16 | 32116 | 37 | 38087 | 17 | 47120 | 20 | 56128 | 22 | 62108 | 14 |
| 29125 | 16 | 32117 | 37 | 38101 | 17 | 47121 | 20 | 56141 | 22 | 62121 | 14 |
| 29127 | 16 | 32118 | 40 | 38105 | 17 | 47122 | 20 | 56142 | 22 | 62123 | 14 |
| 29128 | 16 | 32119 | 40 | 38107 | 17 | 47125 | 20 | 56148 | 22 | 62125 | 14 |
| 29140 | 16 | 32120 | 40 | 38108 | 17 | 47140 | 20 | 56161 | 22 | 62127 | 14 |
| 29141 | 16 | 32121 | 40 | 38121 | 17 | 47141 | 20 | 56162 | 22 | 62128 | 14 |
| 29145 | 16 | 32122 | 40 | 38125 | 17 | 47142 | 20 | 56168 | 22 | 62141 | 14 |
| 29147 | 16 | 32125 | 38 | 38127 | 17 | 47145 | 20 | 56301 | 22 | 62143 | 14 |
| 29148 | 16 | 32130 | 37 | 38128 | 17 | 47161 | 20 | 56302 | 22 | 62145 | 14 |
| 29160 | 16 | 32131 | 37 | 38140 | 17 | 47162 | 20 | 56308 | 22 | 62147 | 14 |
| 29161 | 16 | 32132 | 37 | 38141 | 17 | 47165 | 20 | 56401 | 22 | 62148 | 14 |
| 29165 | 16 | 32133 | 37 | 38145 | 17 | 47181 | 20 | 56402 | 22 | 62161 | 14 |
| 29167 | 16 | 32134 | 37 | 38148 | 17 | 47182 | 20 | 56408 | 22 | 62163 | 14 |
| 29168 | 16 | 32135 | 37 | 38160 | 17 | 47185 | 20 | 57001 | 23 | 62165 | 14 |
| 29180 | 16 | 32136 | 37 | 38161 | 17 | 47201 | 20 | 57002 | 23 | 62167 | 14 |
| 29181 | 16 | 32150 | 38 | 38165 | 17 | 47202 | 20 | 57008 | 23 | 62168 | 14 |
| 29185 | 16 | 32842 | 35 | 38167 | 17 | 47203 | 20 | 57101 | 23 | 62181 | 14 |
| 29188 | 16 | 32843 | 35 | 38181 | 17 | 47301 | 20 | 57102 | 23 | 62183 | 14 |
| 29405 | 25 | 32844 | 35 | 38185 | 17 | 47302 | 20 | 57108 | 23 | 62185 | 14 |
| 30150 | 38 | 32845 | 35 | 38187 | 17 | 47305 | 20 | 57111 | 23 | 62187 | 14 |
| 30151 | 38 | 35201 | 42 | 38188 | 17 | 47401 | 20 | 57112 | 23 | 62188 | 14 |
| 30152 | 38 | 35202 | 42 | 38201 | 17 | 47402 | 20 | 57118 | 23 | 62360 | 16 |
| 30153 | 38 | 35203 | 42 | 38205 | 17 | 47405 | 20 | 57121 | 23 | 62361 | 16 |
| 30154 | 38 | 35204 | 42 | 38207 | 17 | 48241 | 21 | 57122 | 23 | 62362 | 16 |
| 30155 | 38 | 35205 | 42 | 38208 | 17 | 48243 | 21 | 57128 | 23 | 62363 | 16 |
| 30156 | 38 | 35206 | 42 | 38221 | 17 | 48247 | 21 | 57141 | 23 | 62364 | 16 |
| 30157 | 38 | 35207 | 42 | 38225 | 17 | 48248 | 21 | 57142 | 23 | 63001 | 301 |
| 30158 | 38 | 35208 | 42 | 38227 | 17 | 48301 | 21 | 57148 | 23 | 63002 | 301 |
| 30159 | 38 | 35209 | 42 | 38228 | 17 | 48303 | 21 | 57161 | 23 | 63003 | 301 |
| 30160 | 38 | 35210 | 42 | 39856 | 41 | 48307 | 21 | 57162 | 23 | 63005 | 301 |
| 30841 | 35 | 35211 | 42 | 39858 | 41 | 48308 | 21 | 57168 | 23 | 63014 | 301 |
| 30842 | 35 | 35212 | 42 | 39859 | 41 | 48321 | 21 | 57301 | 23 | 63018 | 301 |
| 30843 | 35 | 36025 | 38 | 39860 | 41 | 48323 | 21 | 57302 | 23 | 63122 | 14 |
| 30844 | 35 | 36031 | 38 | 40408 | 135 | 48327 | 21 | 57308 | 23 | 63123 | 14 |
| 30845 | 35 | 36050 | 38 | 41080 | 19 | 48328 | 21 | 57401 | 23 | 63124 | 14 |
| 30846 | 35 | 36075 | 38 | 41081 | 19 | 48341 | 21 | 57402 | 23 | 63125 | 14 |
| 30847 | 35 | 36125 | 38 | 41085 | 19 | 48343 | 21 | 57408 | 23 | 63142 | 14 |
| 30850 | 35 | 36150 | 38 | 41100 | 19 | 48347 | 21 | 57650 | 23 | 63143 | 14 |
| 30854 | 41 | 36854 | 37 | 41101 | 19 | 48348 | 21 | 57651 | 23 | 63144 | 14 |
| 30855 | 41 | 36855 | 37 | 41105 | 19 | 48361 | 21 | 57652 | 23 | 63145 | 14 |
| 30856 | 41 | 36857 | 37 | 41108 | 19 | 48363 | 21 | 57653 | 23 | 63162 | 14 |
| 30857 | 41 | 36859 | 37 | 41120 | 19 | 48367 | 21 | 57654 | 23 | 63163 | 14 |
| 30858 | 41 | 36860 | 37 | 41121 | 19 | 48368 | 21 | 57655 | 23 | 63164 | 14 |
| 30859 | 41 | 37010 | 38 | 41125 | 19 | 50401 | 25 | 57656 | 23 | 63165 | 14 |
| 30865 | 41 | 37013 | 38 | 41128 | 19 | 50442 | 25 | 57657 | 23 | 64000 | 47 |
| 30866 | 41 | 37020 | 38 | 41140 | 19 | 50856 | 40 | 57658 | 23 | 64002 | 47 |
| 31013 | 37 | 37025 | 38 | 41141 | 19 | 50858 | 40 | 57659 | 23 | 64004 | 47 |
| 31025 | 37 | 37038 | 38 | 41145 | 19 | 50859 | 40 | 60000 | 47 | 64006 | 47 |
| 31050 | 37 | 37050 | 38 | 41148 | 19 | 50860 | 40 | 60002 | 47 | 64008 | 47 |
| 31075 | 37 | 37063 | 38 | 41160 | 19 | 52002 | 22 | 60004 | 47 | 64010 | 47 |
| 31150 | 38 | 37075 | 38 | 41161 | 19 | 52102 | 22 | 60006 | 47 | 64012 | 47 |
| 31151 | 38 | 37101 | 18 | 41165 | 19 | 52112 | 22 | 60008 | 47 | 64038 | 47 |
| 31152 | 38 | 37105 | 18 | 41168 | 19 | 52122 | 22 | 60010 | 47 | 64044 | 47 |
| 31153 | 38 | 37107 | 18 | 41180 | 19 | 52142 | 22 | 60012 | 47 | 64050 | 47 |
| 31154 | 38 | 37108 | 18 | 41181 | 19 | 52162 | 22 | 60038 | 47 | 64063 | 47 |
| 31155 | 38 | 37121 | 18 | 41185 | 19 | 52302 | 22 | 60050 | 47 | 64075 | 47 |
| 31156 | 38 | 37125 | 18, 38 | 41188 | 19 | 52402 | 22 | 60075 | 47 | 64088 | 47 |
| 31157 | 38 | 37127 | 18 | 41200 | 19 | 55001 | 22 | 60088 | 47 | 64100 | 47 |
| 31158 | 38 | 37128 | 18 | 41201 | 19 | 55008 | 22 | 60100 | 47 | 64121 | 14 |
| 31159 | 38 | 37140 | 18 | 41205 | 19 | 55101 | 22 | 60210 | 41 | 64123 | 14 |
| 31160 | 38 | 37141 | 18 | 41208 | 19 | 55108 | 22 | 60214 | 41 | 64124 | 14 |
| 31842 | 35 | 37145 | 18 | 47011 | 20 | 55111 | 22 | 60238 | 41 | 64125 | 14 |
| 31843 | 35 | 37147 | 18 | 47012 | 20 | 55118 | 22 | 60250 | 41 | 64141 | 14 |
| 31844 | 35 | 37148 | 18 | 47013 | 20 | 55121 | 22 | 60275 | 41 | 64143 | 14 |
| 32025 | 38 | 37150 | 38 | 47021 | 20 | 55128 | 22 | 61000 | 44 | 64144 | 14 |

| part no. | page | part no. | page | part no. | page | part no. | page | part no. | page | part no. | page |
|----------|------|----------|------|----------|------|----------|----------|----------|----------|----------|----------|
| 64145 | 14 | 70404 | 135 | 71126 | 130 | 71565 | 305 | 72535 | 133 | 73265 | 147 |
| 64161 | 14 | 70405 | 135 | 71128 | 130 | 71570 | 305 | 72545 | 305 | 73280 | 155 |
| 64163 | 14 | 70406 | 135 | 71130 | 130 | 71571 | 305 | 72546 | 305 | 73281 | 155 |
| 64164 | 14 | 70407 | 135 | 71132 | 130 | 71575 | 305 | 72600 | 300 | 73285 | 155 |
| 64165 | 14 | 70413 | 135 | 71134 | 132 | 71595 | 305 | 72602 | 300 | 73305 | 149 |
| 65000 | 47 | 70414 | 135 | 71136 | 132 | 72002 | 131, 132 | 72604 | 300 | 73310 | 157 |
| 65002 | 47 | 70415 | 135 | 71138 | 132 | 72010 | 131, 132 | 72605 | 133 | 73314 | 157 |
| 65004 | 47 | 70416 | 135 | 71140 | 132 | 72025 | 132 | 72606 | 300 | 73316 | 157 |
| 65006 | 47 | 70417 | 135 | 71144 | 132 | 72026 | 130 | 72608 | 300 | 73318 | 157 |
| 65008 | 47 | 70418 | 135 | 71146 | 132 | 72027 | 130 | 72610 | 300 | 73330 | 146 |
| 65010 | 47 | 70500 | 135 | 71148 | 132 | 72033 | 132 | 72615 | 133 | 73331 | 146 |
| 65012 | 47 | 70501 | 135 | 71150 | 132 | 72036 | 130 | 72620 | 133 | 73332 | 146 |
| 65038 | 47 | 70502 | 135 | 71152 | 132 | 72038 | 130 | 72625 | 133 | 73333 | 146 |
| 65044 | 47 | 70503 | 135 | 71154 | 132 | 72045 | 132 | 72635 | 133 | 73334 | 146 |
| 65050 | 47 | 70504 | 135 | 71156 | 132 | 72046 | 130 | 72705 | 132 | 73335 | 146 |
| 65063 | 47 | 70505 | 135 | 71157 | 133 | 72047 | 130 | 72715 | 132 | 73336 | 146 |
| 65075 | 47 | 70506 | 135 | 71158 | 133 | 72052 | 300 | 72725 | 132 | 73337 | 146 |
| 65088 | 47 | 70515 | 135 | 71160 | 133 | 72054 | 300 | 72735 | 132 | 73340 | 146 |
| 65100 | 47 | 70520 | 135 | 71162 | 133 | 72056 | 300 | 72745 | 132 | 73365 | 156 |
| 67000 | 189 | 70525 | 135 | 71164 | 133 | 72065 | 132 | 72755 | 132 | 73375 | 156 |
| 67010 | 188 | 70526 | 135 | 71166 | 133 | 72066 | 132 | 72805 | 132 | 73380 | 175 |
| 67012 | 189 | 70530 | 135 | 71168 | 133 | 72068 | 130 | 72815 | 132 | 73385 | 156 |
| 67015 | 188 | 70535 | 135 | 71169 | 133 | 72069 | 130 | 72825 | 132 | 73386 | 175 |
| 67017 | 189 | 70540 | 135 | 71170 | 133 | 72075 | 130 | 72835 | 132 | 73391 | 152 |
| 67020 | 188 | 70545 | 135 | 71172 | 133 | 72101 | 130 | 72845 | 130 | 73392 | 152 |
| 67025 | 189 | 70550 | 135 | 71173 | 133 | 72102 | 130 | 72855 | 132 | 73393 | 152 |
| 67035 | 188 | 70555 | 135 | 71174 | 133 | 72105 | 130 | 72961 | 164 | 73394 | 152 |
| 67040 | 188 | 70560 | 135 | 71176 | 133 | 72111 | 300 | 73000 | 177 | 73395 | 152 |
| 67045 | 189 | 70565 | 135 | 71177 | 133 | 72112 | 300 | 73011 | 302 | 73396 | 175 |
| 67046 | 190 | 70570 | 135 | 71178 | 133 | 72113 | 300 | 73012 | 302 | 73397 | 175 |
| 67050 | 188 | 70575 | 135 | 71180 | 133 | 72114 | 131, 132 | 73013 | 302 | 73398 | 175 |
| 67055 | 189 | 70605 | 135 | 71194 | 134 | 72115 | 130 | 73014 | 302 | 73405 | 164 |
| 67060 | 189 | 70606 | 135 | 71196 | 134 | 72125 | 130 | 73015 | 302 | 73415 | 175 |
| 67061 | 189 | 70607 | 135 | 71198 | 134 | 72135 | 130 | 73016 | 302 | 73420 | 155 |
| 67062 | 188 | 70608 | 135 | 71199 | 134 | 72145 | 130 | 73018 | 302 | 73427 | 155 |
| 67063 | 188 | 70609 | 135 | 71200 | 134 | 72165 | 130 | 73019 | 302 | 73429 | 155 |
| 67064 | 188 | 70610 | 135 | 71201 | 131 | 72175 | 130 | 73020 | 143 | 73430 | 155 |
| 67065 | 188 | 70611 | 135 | 71202 | 131 | 72200 | 300 | 73021 | 302 | 73432 | 155 |
| 67066 | 188 | 70612 | 135 | 71203 | 131 | 72201 | 300 | 73022 | 143 | 73433 | 155 |
| 67067 | 188 | 70613 | 135 | 71204 | 131 | 72202 | 300 | 73023 | 302 | 73434 | 155 |
| 67068 | 189 | 70614 | 135 | 71205 | 131 | 72203 | 300 | 73024 | 302 | 73440 | 274 |
| 67069 | 188 | 70615 | 135 | 71206 | 131 | 72204 | 300 | 73025 | 144 | 73442 | 274 |
| 67070 | 184 | 70616 | 135 | 71207 | 131 | 72205 | 300 | 73030 | 148 | 73444 | 274 |
| 67071 | 184 | 70617 | 135 | 71215 | 305 | 72206 | 300 | 73050 | 149 | 73445 | 175 |
| 67072 | 184 | 70618 | 135 | 71232 | 195 | 72212 | 300 | 73055 | 149 | 73459 | 169 |
| 67073 | 184 | 70619 | 135 | 71234 | 195 | 72215 | 130 | 73060 | 149 | 73460 | 234 |
| 67074 | 184 | 70620 | 135 | 71236 | 195 | 72225 | 130 | 73070 | 151 | 73462 | 235 |
| 70000 | 194 | 70621 | 135 | 71238 | 195 | 72235 | 130 | 73071 | 151 | 73463 | 167 |
| 70001 | 195 | 70622 | 135 | 71240 | 195 | 72245 | 130 | 73075 | 151 | 73464 | 167 |
| 70002 | 195 | 70626 | 134 | 71242 | 195 | 72255 | 130 | 73076 | 151 | 73465 | 164 |
| 70003 | 195 | 70631 | 134 | 71244 | 195 | 72275 | 130 | 73080 | 151 | 73471 | 155 |
| 70004 | 195 | 70636 | 134 | 71250 | 194 | 72276 | 131 | 73081 | 151 | 73472 | 164 |
| 70005 | 195 | 70641 | 134 | 71251 | 194 | 72277 | 131 | 73090 | 299 | 73473 | 164 |
| 70006 | 195 | 70646 | 134 | 71252 | 193 | 72278 | 131 | 73095 | 302, 317 | 73474 | 155 |
| 70007 | 193 | 70651 | 134 | 71253 | 193 | 72279 | 131 | 73097 | 302, 317 | 73475 | 164 |
| 70008 | 192 | 70655 | 134 | 71254 | 194 | 72280 | 131 | 73101 | 177 | 73476 | 155 |
| 70009 | 194 | 70656 | 134 | 71255 | 194 | 72281 | 131 | 73105 | 148 | 73477 | 155 |
| 70010 | 193 | 70657 | 134 | 71256 | 194 | 72282 | 131 | 73115 | 143 | 73478 | 164 |
| 70011 | 112 | 70661 | 134 | 71257 | 194 | 72302 | 130 | 73120 | 144 | 73479 | 164 |
| 70012 | 112 | 70811 | 303 | 71258 | 194 | 72305 | 130 | 73145 | 150 | 73481 | 164 |
| 70013 | 195 | 70812 | 303 | 71259 | 194 | 72312 | 130 | 73150 | 149 | 73482 | 175 |
| 70014 | 195 | 70906 | 305 | 71260 | 193 | 72315 | 130 | 73155 | 144 | 73483 | 175 |
| 70015 | 195 | 70907 | 305 | 71261 | 194 | 72325 | 130 | 73160 | 149 | 73484 | 175 |
| 70016 | 195 | 70955 | 304 | 71263 | 193 | 72335 | 130 | 73165 | 164 | 73485 | 165 |
| 70018 | 195 | 70965 | 305 | 71264 | 193 | 72345 | 130 | 73176 | 150 | 73486 | 168 |
| 70020 | 195 | 70975 | 304 | 71266 | 132 | 72365 | 130 | 73178 | 150 | 73487 | 168 |
| 70022 | 195 | 70985 | 300 | 71267 | 132 | 72385 | 130 | 73179 | 150 | 73488 | 168 |
| 70064 | 133 | 71000 | 148 | 71268 | 132 | 72386 | 131 | 73180 | 150 | 73489 | 168 |
| 70065 | 133 | 71005 | 148 | 71270 | 132 | 72387 | 131 | 73185 | 143 | 73491 | 168 |
| 70105 | 117 | 71010 | 148 | 71271 | 132 | 72388 | 131 | 73190 | 148 | 73492 | 168 |
| 70125 | 117 | 71015 | 148 | 71272 | 132 | 72389 | 131 | 73200 | 177 | 73495 | 165 |
| 70156 | 133 | 71100 | 130 | 71310 | 133 | 72390 | 131 | 73202 | 177 | 73500 | 177 |
| 70165 | 117 | 71101 | 130 | 71315 | 133 | 72391 | 131 | 73203 | 177 | 73501 | 177 |
| 70185 | 117 | 71102 | 133 | 71320 | 133 | 72393 | 131 | 73205 | 150 | 73507 | 238 |
| 70205 | 117 | 71103 | 195 | 71325 | 133 | 72400 | 300 | 73215 | 150 | 73509 | 238 |
| 70225 | 117 | 71104 | 195 | 71330 | 133 | 72402 | 300 | 73220 | 151 | 73510 | 238 |
| 70260 | 117 | 71106 | 130 | 71340 | 133 | 72406 | 300 | 73221 | 151 | 73512 | 238 |
| 70261 | 117 | 71108 | 130 | 71350 | 133 | 72415 | 134 | 73225 | 150 | 73514 | 238 |
| 70265 | 117 | 71114 | 130 | 71415 | 305 | 72425 | 134 | 73235 | 150 | 73522 | 238 |
| 70266 | 122 | 71116 | 130 | 71500 | 148 | 72435 | 134 | 73244 | 147 | 73540 | 274 |
| 70267 | 122 | 71118 | 130 | 71510 | 148 | 72505 | 133 | 73245 | 147 | 73541 | 268 |
| 70285 | 117 | 71120 | 130 | 71515 | 148 | 72515 | 133 | 73246 | 144 | 73542 | 274 |
| 70365 | 117 | 71122 | 130 | 71545 | 305 | 72525 | 133 | 73247 | 143 | 73543 | 274, 275 |
| 70403 | 135 | 71124 | 130 | 71555 | 305 | 72530 | 133 | 73260 | 147 | 73544 | 274, 275 |

| part no. | page | part no. | page | part no. | page | part no. | page | part no. | page | part no. | page | part no. | page |
|----------|---------------|----------|------|----------|------|----------|--------------------|----------|----------|----------|------|----------|------|
| 73545 | 268 | 73770 | 304 | 74115 | 299 | 74838 | 181 | 75056 | 102 | 76000 | 150 | | |
| 73547 | 268 | 73771 | 304 | 74165 | 299 | 74839 | 181 | 75058 | 102 | 76205 | 137 | | |
| 73548 | 276 | 73775 | 305 | 74175 | 298 | 74840 | 181 | 75105 | 132 | 76266 | 139 | | |
| 73549 | 276 | 73800 | 195 | 74195 | 298 | 74855 | 298 | 75115 | 132 | 76267 | 139 | | |
| 73556 | 160 | 73801 | 117 | 74215 | 299 | 74865 | 299 | 75125 | 132 | 76268 | 139 | | |
| 73557 | 274 | 73802 | 195 | 74225 | 299 | 74875 | 298 | 75135 | 132 | 76270 | 139 | | |
| 73558 | 274 | 73803 | 117 | 74245 | 298 | 74885 | 298 | 75145 | 132 | 76271 | 139 | | |
| 73560 | 187, 350 | 73805 | 117 | 74255 | 298 | 74895 | 298 | 75155 | 132 | 76272 | 139 | | |
| 73561 | 187, 351 | 73810 | 117 | 74265 | 299 | 74949 | 180 | 75215 | 132 | 76273 | 139 | | |
| 73562 | 187, 350 | 73820 | 117 | 74275 | 298 | 74950 | 180 | 75225 | 132 | 76274 | 139 | | |
| 73563 | 187, 351 | 73841 | 121 | 74285 | 298 | 74951 | 180 | 75235 | 132 | 76275 | 139 | | |
| 73564 | 187, 350 | 73842 | 122 | 74295 | 298 | 74952 | 184 | 75245 | 132 | 76276 | 139 | | |
| 73565 | 187, 351 | 73885 | 118 | 74315 | 299 | 74953 | 184 | 75255 | 132 | 76305 | 137 | | |
| 73566 | 187, 350 | 73886 | 119 | 74325 | 299 | 74954 | 179 | 75527 | 266, 315 | 76365 | 137 | | |
| 73567 | 187, 351 | 73887 | 119 | 74355 | 298 | 74955 | 179 | 75528 | 266, 315 | 76401 | 137 | | |
| 73568 | 187 | 73895 | 118 | 74365 | 299 | 74956 | 180 | 75529 | 266, 315 | 76402 | 137 | | |
| 73569 | 187 | 73897 | 118 | 74375 | 298 | 74957 | 179 | 75530 | 266, 315 | 76403 | 137 | | |
| 73570 | 186 | 73898 | 118 | 74385 | 298 | 74958 | 179 | 75531 | 266, 315 | 76405 | 137 | | |
| 73572 | 186 | 73900 | 166 | 74395 | 298 | 74962 | 179 | 75532 | 266, 315 | 76406 | 137 | | |
| 73573 | 186 | 73906 | 177 | 74405 | 300 | 74963 | 179 | 75544 | 315 | 76408 | 137 | | |
| 73574 | 186 | 73907 | 177 | 74415 | 299 | 74964 | 179 | 75546 | 315 | 76410 | 137 | | |
| 73580 | 276 | 73908 | 177 | 74425 | 299 | 74965 | 179 | 75550 | 271 | 76415 | 137 | | |
| 73581 | 175 | 73909 | 177 | 74445 | 298 | 74966 | 180 | 75552 | 271 | 76420 | 137 | | |
| 73591 | 187 | 73911 | 164 | 74455 | 298 | 74967 | 180 | 75553 | 271 | 76430 | 137 | | |
| 73592 | 187, 350, 351 | 73912 | 164 | 74465 | 299 | 74968 | 183 | 75554 | 271 | 76501 | 138 | | |
| 73593 | 187, 351 | 73913 | 164 | 74475 | 298 | 74969 | 183 | 75556 | 271 | 76502 | 138 | | |
| 73594 | 187, 350 | 73915 | 164 | 74485 | 298 | 74976 | 183 | 75558 | 271 | 76503 | 138 | | |
| 73611 | 168 | 73920 | 198 | 74495 | 298 | 74978 | 180 | 75560 | 271 | 76504 | 138 | | |
| 73612 | 168 | 73921 | 166 | 74505 | 298 | 74979 | 180 | 75562 | 315 | 76505 | 138 | | |
| 73613 | 168 | 73922 | 166 | 74510 | 298 | 74980 | 180 | 75566 | 315 | 76506 | 138 | | |
| 73614 | 215 | 73923 | 166 | 74515 | 299 | 74981 | 183 | 75567 | 316 | 76507 | 138 | | |
| 73615 | 215 | 73924 | 166 | 74520 | 299 | 74983 | 183 | 75570 | 316 | 76510 | 138 | | |
| 73616 | 215 | 73925 | 166 | 74525 | 299 | 74984 | 183 | 75580 | 271 | 76515 | 138 | | |
| 73617 | 215 | 73926 | 166 | 74530 | 298 | 74985 | 185 | 75581 | 271 | 76520 | 138 | | |
| 73618 | 215 | 73927 | 166 | 74535 | 298 | 74986 | 185 | 75583 | 271 | 76530 | 138 | | |
| 73619 | 215 | 73928 | 166 | 74540 | 299 | 74987 | 185 | 75584 | 271 | 76601 | 138 | | |
| 73620 | 215 | 73929 | 166 | 74551 | 275 | 74988 | 183 | 75585 | 271 | 76603 | 138 | | |
| 73621 | 168 | 73930 | 198 | 74552 | 275 | 74989 | 183 | 75589 | 271 | 76606 | 138 | | |
| 73622 | 168 | 73931 | 166 | 74560 | 299 | 74990 | 179 | 75590 | 271 | 76610 | 138 | | |
| 73623 | 168 | 73932 | 166 | 74565 | 299 | 74991 | 301 | 75591 | 272 | 76620 | 138 | | |
| 73624 | 215 | 73933 | 166 | 74615 | 299 | 74992 | 183 | 75592 | 271 | 76631 | 139 | | |
| 73625 | 305 | 73934 | 166 | 74625 | 299 | 74993 | 301 | 75593 | 271 | 76632 | 139 | | |
| 73626 | 215 | 73935 | 166 | 74655 | 298 | 74994 | 183 | 75606 | 314 | 76633 | 139 | | |
| 73627 | 215 | 73936 | 166 | 74665 | 299 | 74995 | 301 | 75608 | 314 | 76634 | 139 | | |
| 73628 | 215 | 73937 | 166 | 74675 | 298 | 74996 | 184 | 75620 | 314 | 76635 | 139 | | |
| 73629 | 215 | 73938 | 166 | 74685 | 298 | 74997 | 302 | 75640 | 314 | 76636 | 139 | | |
| 73630 | 215 | 73939 | 166 | 74695 | 298 | 75000 | 102, 103 | 75664 | 314 | 76637 | 139 | | |
| 73631 | 215 | 73940 | 198 | 74770 | 304 | 75001 | 106 | 75800 | 123 | 76638 | 139 | | |
| 73632 | 215 | 73941 | 198 | 74771 | 304 | 75002 | 106 | 75805 | 123 | 76639 | 139 | | |
| 73633 | 215 | 73943 | 274 | 74800 | 181 | 75003 | 106 | 75810 | 123 | 76640 | 139 | | |
| 73634 | 275 | 73944 | 165 | 74801 | 181 | 75004 | 106 | 75815 | 123 | 76641 | 139 | | |
| 73635 | 305 | 73945 | 165 | 74802 | 181 | 75005 | 106 | 75816 | 122 | 76710 | 139 | | |
| 73636 | 275 | 73946 | 165 | 74803 | 181 | 75006 | 106 | 75817 | 122 | 76715 | 139 | | |
| 73637 | 275 | 73947 | 274 | 74804 | 181 | 75007 | 106 | 75818 | 122 | 76720 | 139 | | |
| 73638 | 275 | 73948 | 274 | 74805 | 181 | 75008 | 102, 103, 351, 352 | 75819 | 122 | 76725 | 139 | | |
| 73639 | 275 | 73949 | 274 | 74806 | 181 | 75010 | 102, 352 | 75905 | 133 | 76730 | 139 | | |
| 73640 | 275 | 73950 | 198 | 74807 | 181 | 75012 | 102, 352 | 75906 | 133 | 76735 | 139 | | |
| 73641 | 275 | 73951 | 164 | 74808 | 181 | 75014 | 102, 352 | 75907 | 185 | 76740 | 139 | | |
| 73642 | 236 | 73952 | 164 | 74809 | 181 | 75016 | 102, 352 | 75908 | 185 | 76750 | 139 | | |
| 73643 | 236 | 73953 | 198 | 74811 | 181 | 75018 | 102, 352 | 75909 | 185 | 76810 | 139 | | |
| 73644 | 236 | 73955 | 275 | 74812 | 181 | 75020 | 102, 352 | 75910 | 133 | 76815 | 139 | | |
| 73645 | 236 | 73956 | 275 | 74813 | 182 | 75022 | 102, 352 | 75911 | 185 | 76816 | 136 | | |
| 73646 | 236 | 73957 | 275 | 74814 | 182 | 75024 | 102, 352 | 75912 | 185 | 76817 | 136 | | |
| 73647 | 215 | 73958 | 275 | 74815 | 299 | 75026 | 102 | 75913 | 185 | 76818 | 136 | | |
| 73648 | 215 | 73959 | 275 | 74816 | 182 | 75027 | 102 | 75914 | 185 | 76819 | 136 | | |
| 73665 | 304 | 73961 | 275 | 74817 | 181 | 75028 | 102 | 75915 | 133 | 76820 | 136 | | |
| 73675 | 304 | 73962 | 116 | 74818 | 182 | 75029 | 102 | 75916 | 185 | 76821 | 136 | | |
| 73685 | 303 | 73970 | 198 | 74820 | 181 | 75030 | 102, 351, 352 | 75917 | 185 | 76822 | 136 | | |
| 73695 | 305 | 73975 | 198 | 74821 | 182 | 75032 | 102, 351, 352 | 75918 | 185 | 76823 | 136 | | |
| 73721 | 303 | 73980 | 179 | 74822 | 182 | 75034 | 102, 351, 352 | 75919 | 185 | 76831 | 136 | | |
| 73725 | 303 | 73982 | 179 | 74823 | 182 | 75036 | 102, 351, 352 | 75920 | 133 | 76832 | 136 | | |
| 73730 | 305 | 73984 | 179 | 74824 | 182 | 75038 | 102, 351, 352 | 75925 | 133 | 76833 | 136 | | |
| 73731 | 303 | 73986 | 179 | 74825 | 299 | 75040 | 102, 351, 352 | 75930 | 133 | 76834 | 136 | | |
| 73732 | 303 | 73988 | 179 | 74826 | 182 | 75042 | 102 | 75930 | 133 | 76835 | 136 | | |
| 73733 | 303 | 73990 | 179 | 74827 | 182 | 75043 | 351 | 75975 | 133 | 76836 | 136 | | |
| 73735 | 303 | 73992 | 179 | 74829 | 181 | 75044 | 102 | 75980 | 190 | 76837 | 136 | | |
| 73740 | 303 | 73994 | 180 | 74830 | 181 | 75045 | 352 | 75981 | 190 | 76838 | 136 | | |
| 73745 | 303 | 73998 | 179 | 74831 | 181 | 75046 | 102 | 75982 | 190 | 76839 | 136 | | |
| 73750 | 304 | 73999 | 186 | 74832 | 181 | 75048 | 102 | 75983 | 190 | 76900 | 150 | | |
| 73751 | 304 | 74045 | 299 | 74833 | 181 | 75049 | 102 | 75984 | 190 | 76920 | 139 | | |
| 73752 | 304 | 74055 | 298 | 74834 | 181 | 75050 | 351 | 75985 | 190 | 76925 | 139 | | |
| 73753 | 304 | 74075 | 298 | 74835 | 181 | 75052 | 353 | 75986 | 190 | 76930 | 139 | | |
| 73754 | 304 | 74085 | 298 | 74836 | 181 | 75053 | 353 | 75987 | 190 | 76935 | 139 | | |
| 73765 | 305 | 74095 | 298 | 74837 | 181 | 75054 | 102 | 75988 | 190 | 76940 | 139 | | |
| | | | | | | | | 75989 | 191 | 76950 | 139 | | |

| part no. | page | part no. | page | part no. | page | part no. | page | part no. | page | part no. | page |
|----------|----------|----------|----------|----------|---------------|----------|----------|----------|---------------|----------|----------|
| 77015 | 120 | 78075 | 114, 348 | 78663 | 229 | 78989 | 127 | 79404 | 137 | 79925 | 116 |
| 77025 | 120, 348 | 78105 | 114, 348 | 78664 | 229 | 78990 | 127 | 79425 | 198 | 79926 | 116 |
| 77035 | 120 | 78155 | 114, 348 | 78665 | 229 | 78991 | 127 | 79435 | 198 | 79927 | 116 |
| 77045 | 120, 348 | 78205 | 114, 348 | 78666 | 229 | 78992 | 127 | 79445 | 198 | 79928 | 116 |
| 77052 | 137 | 78210 | 237 | 78667 | 229 | 78993 | 127 | 79525 | 128 | 79929 | 116 |
| 77053 | 137 | 78226 | 237 | 78668 | 229 | 78994 | 124 | 79526 | 128 | 79930 | 116 |
| 77054 | 137 | 78230 | 237 | 78669 | 229 | 78995 | 122 | 79527 | 128 | 79931 | 116 |
| 77055 | 120, 348 | 78255 | 114, 348 | 78670 | 237 | 78996 | 124 | 79528 | 128 | 79932 | 116 |
| 77057 | 138 | 78305 | 114, 348 | 78671 | 229 | 78997 | 124 | 79529 | 128 | 79933 | 116, 126 |
| 77058 | 138 | 78308 | 115 | 78674 | 229 | 78998 | 124 | 79530 | 128 | 79934 | 116 |
| 77059 | 137 | 78309 | 115 | 78676 | 229 | 78999 | 124 | 79531 | 128 | 79935 | 116 |
| 77060 | 137 | 78310 | 115 | 78685 | 285 | 79001 | 114 | 79532 | 128 | 79936 | 116 |
| 77061 | 137 | 78324 | 115 | 78905 | 123, 349, 350 | 79003 | 115 | 79533 | 128 | 79937 | 116 |
| 77062 | 137 | 78325 | 115 | 78909 | 125 | 79005 | 113, 348 | 79534 | 128 | 79938 | 199 |
| 77063 | 138 | 78326 | 115 | 78910 | 123, 349, 350 | 79007 | 120 | 79535 | 128 | 79939 | 199 |
| 77064 | 138 | 78327 | 115 | 78911 | 125 | 79010 | 113 | 79536 | 128 | 79940 | 199 |
| 77065 | 138 | 78328 | 115 | 78912 | 125 | 79020 | 113 | 79537 | 128 | 79941 | 200 |
| 77066 | 138 | 78329 | 115 | 78913 | 125 | 79022 | 128 | 79538 | 128 | 79942 | 200 |
| 77067 | 138 | 78330 | 115 | 78914 | 125 | 79023 | 128 | 79539 | 128 | 79946 | 199 |
| 77068 | 138 | 78331 | 115 | 78915 | 123, 349, 350 | 79024 | 128 | 79540 | 128, 350 | 79947 | 199 |
| 77069 | 138 | 78332 | 115 | 78916 | 125 | 79025 | 128 | 79541 | 128, 350 | 79948 | 199 |
| 77070 | 138 | 78333 | 115 | 78917 | 125 | 79026 | 128 | 79542 | 128, 350 | 79949 | 199 |
| 77071 | 138 | 78334 | 115 | 78918 | 125 | 79027 | 128 | 79543 | 128, 350 | 79950 | 199, 200 |
| 77072 | 138 | 78335 | 115 | 78919 | 125 | 79030 | 113 | 79544 | 128, 350 | 79954 | 199 |
| 77073 | 138 | 78336 | 115 | 78920 | 123, 349, 350 | 79031 | 113 | 79550 | 128, 350 | 79955 | 199 |
| 77074 | 138 | 78337 | 115 | 78921 | 127 | 79032 | 113 | 79551 | 128 | 79956 | 199, 200 |
| 77075 | 120, 348 | 78338 | 115 | 78922 | 127 | 79040 | 115 | 79552 | 128 | 79957 | 199 |
| 77077 | 138 | 78339 | 115 | 78925 | 123, 349, 350 | 79041 | 123 | 79553 | 128 | 79958 | 199 |
| 77078 | 138 | 78343 | 122 | 78930 | 123, 349, 350 | 79042 | 123 | 79554 | 128 | 79959 | 199, 200 |
| 77079 | 138 | 78355 | 94, 114 | 78931 | 123, 350 | 79044 | 123 | 79555 | 128 | 79960 | 199 |
| 77080 | 138 | 78365 | 114, 348 | 78932 | 123, 350 | 79045 | 120 | 79556 | 128 | 79961 | 199 |
| 77081 | 138 | 78366 | 114 | 78933 | 123, 350 | 79046 | 123 | 79557 | 128 | 79962 | 199 |
| 77082 | 138 | 78375 | 114, 348 | 78934 | 123, 350 | 79047 | 121 | 79558 | 128 | 79963 | 200 |
| 77083 | 138 | 78376 | 114 | 78935 | 126 | 79048 | 123 | 79559 | 128 | 79964 | 199 |
| 77084 | 138 | 78377 | 118 | 78936 | 126 | 79049 | 123 | 79610 | 128 | 79965 | 199 |
| 77085 | 138 | 78380 | 120 | 78937 | 126 | 79050 | 121 | 79620 | 128 | 79966 | 199 |
| 77086 | 138 | 78381 | 120 | 78938 | 126 | 79052 | 115 | 79625 | 128, 350 | 79967 | 200 |
| 77087 | 138 | 78382 | 120 | 78939 | 126 | 79054 | 120 | 79626 | 128, 350 | 79968 | 200 |
| 77088 | 138 | 78383 | 120 | 78940 | 126 | 79055 | 113 | 79627 | 128, 350 | 79969 | 199, 200 |
| 77089 | 137 | 78384 | 120 | 78941 | 126 | 79075 | 112 | 79628 | 128, 350 | 79970 | 200 |
| 77090 | 137 | 78385 | 120, 348 | 78942 | 126 | 79076 | 112 | 79629 | 128, 350 | 79971 | 200 |
| 77091 | 137 | 78386 | 120 | 78943 | 126 | 79105 | 113 | 79630 | 128, 350 | 79972 | 200 |
| 77092 | 137 | 78404 | 123 | 78944 | 126 | 79110 | 115, 133 | 79631 | 128, 349, 350 | 79973 | 200 |
| 77093 | 137 | 78406 | 114 | 78945 | 126 | 79112 | 115, 133 | 79632 | 128, 349, 350 | 79974 | 200 |
| 77094 | 137 | 78501 | 119 | 78946 | 126 | 79114 | 115, 133 | 79633 | 128, 349, 350 | 79975 | 200 |
| 77095 | 136 | 78502 | 119 | 78947 | 126 | 79115 | 113 | 79634 | 128, 349, 350 | 79976 | 200 |
| 77096 | 136 | 78503 | 119 | 78948 | 126 | 79116 | 115, 133 | 79635 | 128 | 79983 | 199 |
| 77097 | 136 | 78504 | 119 | 78949 | 126 | 79125 | 113 | 79730 | 124 | 79995 | 169 |
| 77098 | 136 | 78505 | 119 | 78950 | 126 | 79135 | 113 | 79731 | 124 | 79997 | 169 |
| 77099 | 136 | 78506 | 119 | 78952 | 127 | 79145 | 113 | 79732 | 124 | 80515 | 196 |
| 77100 | 136 | 78507 | 119 | 78953 | 127 | 79155 | 113 | 79733 | 124 | 80516 | 196 |
| 77101 | 136 | 78508 | 119 | 78954 | 127 | 79165 | 113 | 79734 | 124 | 80517 | 196 |
| 77102 | 136 | 78515 | 119 | 78955 | 127 | 79185 | 113 | 79735 | 124 | 80518 | 196 |
| 77103 | 136 | 78516 | 119 | 78956 | 127 | 79200 | 126 | 79736 | 124 | 80519 | 196 |
| 77104 | 136 | 78517 | 119 | 78957 | 127 | 79201 | 126 | 79785 | 112 | 80520 | 196 |
| 77105 | 120, 348 | 78520 | 119 | 78958 | 127 | 79202 | 126 | 79805 | 112, 348 | 80521 | 196 |
| 77107 | 136 | 78521 | 119 | 78959 | 127 | 79203 | 126 | 79807 | 112 | 80522 | 196 |
| 77108 | 136 | 78522 | 119 | 78960 | 127 | 79204 | 126 | 79808 | 112 | 80523 | 196 |
| 77109 | 136 | 78523 | 119 | 78961 | 127 | 79205 | 126 | 79809 | 112 | 80524 | 196 |
| 77110 | 136 | 78524 | 119 | 78962 | 127 | 79206 | 126 | 79814 | 112 | 80525 | 196 |
| 77111 | 136 | 78525 | 119 | 78963 | 127 | 79207 | 126 | 79815 | 112 | 80526 | 196 |
| 77155 | 120, 348 | 78526 | 119 | 78964 | 127 | 79208 | 126 | 79825 | 112 | 80527 | 196 |
| 77205 | 120, 348 | 78527 | 119 | 78965 | 127 | 79210 | 124 | 79835 | 112 | 80528 | 196 |
| 77255 | 120, 348 | 78528 | 119 | 78966 | 127 | 79211 | 124 | 79855 | 112, 348 | 80529 | 196 |
| 77305 | 120, 348 | 78529 | 119 | 78967 | 127 | 79212 | 124 | 79865 | 112 | 80530 | 196 |
| 77403 | 120, 349 | 78590 | 237 | 78968 | 127 | 79213 | 124 | 79875 | 112 | 80531 | 196 |
| 77405 | 120, 349 | 78600 | 237 | 78969 | 127 | 79214 | 124 | 79885 | 112 | 80532 | 196 |
| 77410 | 120, 349 | 78601 | 237 | 78970 | 127 | 79215 | 124 | 79901 | 112 | 80533 | 196 |
| 77415 | 120, 349 | 78602 | 237 | 78972 | 126 | 79216 | 124 | 79902 | 112 | 80534 | 197 |
| 77420 | 120, 349 | 78603 | 237 | 78974 | 124 | 79217 | 124 | 79903 | 112 | 80535 | 197 |
| 77425 | 120, 349 | 78604 | 237 | 78975 | 123, 349, 350 | 79218 | 124 | 79904 | 112 | 80536 | 197 |
| 77430 | 120, 349 | 78605 | 237 | 78976 | 127 | 79219 | 124 | 79905 | 112 | 80537 | 197 |
| 77475 | 120, 349 | 78606 | 237 | 78977 | 127 | 79220 | 124 | 79906 | 112 | 80538 | 197 |
| 77559 | 275 | 78610 | 237 | 78978 | 127 | 79221 | 124 | 79907 | 112 | 80539 | 197 |
| 77737 | 303 | 78622 | 255 | 78979 | 127 | 79222 | 124 | 79908 | 112 | 80540 | 197 |
| 77739 | 303 | 78641 | 255 | 78980 | 127 | 79223 | 124 | 79909 | 112 | 80541 | 197 |
| 77801 | 303 | 78650 | 237 | 78981 | 127 | 79224 | 124 | 79910 | 112 | 80542 | 195 |
| 77802 | 303 | 78655 | 237 | 78982 | 127 | 79225 | 124 | 79911 | 112 | 80543 | 195 |
| 78005 | 114 | 78656 | 237 | 78983 | 127 | 79226 | 124 | 79912 | 116, 126 | 80544 | 195 |
| 78015 | 114 | 78657 | 237 | 78984 | 127 | 79227 | 124 | 79920 | 115 | 80545 | 195 |
| 78025 | 114, 348 | 78658 | 237 | 78985 | 127 | 79228 | 124 | 79921 | 115 | 80546 | 195 |
| 78035 | 114, 348 | 78659 | 229 | 78986 | 127 | 79229 | 124 | 79922 | 116 | 80547 | 195 |
| 78045 | 114 | 78660 | 229 | 78987 | 127 | 79230 | 124 | 79923 | 116 | 80555 | 197 |
| 78055 | 114, 348 | 78662 | 229 | 78988 | 127 | 79231 | 124 | 79924 | 116 | 80556 | 197 |

| part no. | page | part no. | page | part no. | page | part no. | page | part no. | page | part no. | page |
|----------|----------|----------|---------------|----------|----------|----------|----------|----------|---------|----------|----------|
| 80557 | 197 | 83268 | 104, 106 | 84168 | 13 | 88100 | 140 | 96016 | 98 | 138605 | 24 |
| 80558 | 197 | 83269 | 104, 106 | 84181 | 13 | 88102 | 36 | 96017 | 98 | 138705 | 24 |
| 80559 | 197 | 83363 | 104 | 84183 | 13 | 88150 | 140 | 96018 | 98 | 142105 | 85 |
| 80560 | 197 | 83545 | 104 | 84185 | 13 | 88815 | 114, 349 | 96019 | 98 | 142145 | 85 |
| 80561 | 197 | 83546 | 104 | 84187 | 13 | 88820 | 114, 349 | 96020 | 98 | 142501 | 214 |
| 80563 | 197 | 83547 | 104 | 85010 | 103 | 88830 | 114, 349 | 96021 | 98 | 142505 | 214 |
| 80564 | 192 | 83548 | 104 | 85012 | 103 | 88833 | 114, 349 | 96022 | 98 | 143105 | 85 |
| 80565 | 192 | 83549 | 104 | 85014 | 103 | 88875 | 114, 349 | 96023 | 98 | 143145 | 85 |
| 80566 | 192 | 83550 | 104 | 85016 | 103 | 88902 | 36 | 96024 | 98 | 143405 | 24 |
| 80567 | 192 | 83551 | 104 | 85022 | 103 | 89050 | 140 | 96025 | 98 | 143505 | 24 |
| 80568 | 192 | 83801 | 104 | 85024 | 103 | 89120 | 140 | 96026 | 98 | 144501 | 214 |
| 80569 | 192 | 83806 | 104 | 85026 | 103 | 89200 | 140 | 96408 | 62, 108 | 144505 | 214 |
| 80575 | 192 | 83808 | 104 | 85028 | 103 | 90000 | 110 | 96412 | 62, 108 | 145409 | 24 |
| 80576 | 192 | 83813 | 104 | 85029 | 103 | 90001 | 110 | 96414 | 62, 108 | 145501 | 211, 214 |
| 80577 | 192 | 83815 | 104 | 85030 | 103 | 90002 | 110 | 96437 | 62, 108 | 145505 | 211, 214 |
| 80578 | 192 | 83818 | 104, 106 | 85031 | 103 | 90003 | 110 | 96445 | 62, 108 | 145509 | 24 |
| 80580 | 192 | 83819 | 104, 106 | 85032 | 103 | 90004 | 110 | 96446 | 62, 108 | 148001 | 211 |
| 80581 | 192 | 83820 | 104 | 85033 | 103 | 90005 | 110 | 97701 | 15 | 148005 | 211 |
| 80582 | 192 | 83822 | 104 | 85034 | 103 | 90006 | 110 | 97705 | 15 | 148200 | 24 |
| 80583 | 192 | 83827 | 104 | 85036 | 103 | 90010 | 110 | 97721 | 15 | 148300 | 24 |
| 80584 | 192 | 83829 | 104 | 85038 | 103 | 90012 | 110 | 97725 | 15 | 148400 | 24 |
| 80660 | 355 | 83830 | 104 | 85040 | 103 | 90013 | 110 | 97731 | 15 | 148405 | 24 |
| 81104 | 36 | 83831 | 104 | 85042 | 103 | 90015 | 110 | 97735 | 15 | 148500 | 24 |
| 81204 | 36 | 83832 | 104, 105, 106 | 85044 | 103 | 90018 | 110 | 97775 | 15 | 148505 | 24 |
| 81304 | 36 | 83833 | 104 | 85052 | 103, 353 | 90020 | 110 | 99024 | 109 | 148511 | 214 |
| 81404 | 36 | 83834 | 104 | 85054 | 103 | 91004 | 110 | 99025 | 109 | 148515 | 214 |
| 81504 | 36 | 83835 | 104 | 85056 | 103, 353 | 91005 | 110 | 100665 | 81 | 149511 | 214 |
| 81604 | 36 | 83836 | 104 | 85058 | 103, 353 | 91006 | 110 | 100675 | 81 | 149515 | 214 |
| 81704 | 36 | 83837 | 104 | 85060 | 103, 353 | 91007 | 110 | 100685 | 81 | 151045 | 85 |
| 81804 | 36 | 83839 | 104 | 85062 | 103 | 91008 | 110 | 104362 | 24 | 151065 | 85 |
| 81904 | 36 | 83840 | 104 | 85064 | 103 | 91024 | 109 | 104363 | 24 | 151085 | 85 |
| 82050 | 140 | 83841 | 104 | 85105 | 36 | 91025 | 109 | 104364 | 24 | 151105 | 85 |
| 82060 | 140 | 83842 | 104 | 85110 | 39 | 91261 | 15 | 104365 | 24 | 151145 | 85 |
| 82090 | 140 | 83843 | 104 | 85205 | 36 | 91265 | 15 | 104662 | 24 | 151565 | 85 |
| 82100 | 140 | 83844 | 104, 106 | 85210 | 39 | 91441 | 15 | 104663 | 24 | 152045 | 85 |
| 82103 | 36 | 83845 | 104, 106 | 85310 | 39 | 91442 | 15 | 104892 | 24 | 152065 | 85 |
| 82120 | 140 | 83846 | 105 | 85405 | 36 | 91444 | 15 | 104893 | 24 | 152085 | 85 |
| 82140 | 13 | 83847 | 105 | 85410 | 39 | 91445 | 15 | 104957 | 25 | 152105 | 85 |
| 82141 | 13 | 83849 | 105 | 85505 | 36 | 91461 | 15 | 104958 | 25 | 152145 | 85 |
| 82142 | 13 | 83850 | 105 | 85605 | 36 | 91462 | 15 | 108859 | 25 | 152385 | 85 |
| 82143 | 13 | 83851 | 105 | 85610 | 39 | 91465 | 15 | 108863 | 25 | 152565 | 85 |
| 82144 | 13 | 83852 | 105 | 85805 | 36 | 91466 | 15 | 108864 | 25 | 153065 | 85 |
| 82145 | 13 | 83853 | 105 | 86004 | 0 | 91471 | 15 | 108865 | 25 | 153085 | 85 |
| 82146 | 13 | 83854 | 105 | 86101 | 36 | 91475 | 15 | 108866 | 25 | 153105 | 85 |
| 82147 | 13 | 83855 | 105 | 86301 | 36 | 91641 | 15 | 108867 | 25 | 153145 | 85 |
| 82148 | 13 | 83856 | 105 | 86501 | 36 | 91645 | 15 | 108868 | 25 | 153385 | 85 |
| 82149 | 13 | 83857 | 105 | 86901 | 36 | 91661 | 15 | 108869 | 25 | 153405 | 24 |
| 82150 | 140 | 83858 | 105 | 87002 | 120, 349 | 91662 | 15 | 112605 | 24 | 153505 | 24 |
| 82160 | 13 | 83859 | 105 | 87005 | 120, 349 | 91665 | 15 | 115400 | 24 | 153565 | 85 |
| 82161 | 13 | 83860 | 105 | 87010 | 120, 349 | 91666 | 15 | 115405 | 24 | 155409 | 24 |
| 82162 | 13 | 83862 | 105 | 87015 | 120, 349 | 92000 | 110 | 115500 | 24 | 155509 | 24 |
| 82163 | 13 | 83863 | 105 | 87020 | 120, 349 | 92001 | 110 | 120200 | 24 | 161065 | 88 |
| 82164 | 13 | 83864 | 105 | 87030 | 120, 349 | 92002 | 110 | 120300 | 24 | 161085 | 88 |
| 82165 | 13 | 83865 | 105 | 87075 | 120, 349 | 92003 | 110 | 120400 | 24 | 161105 | 88 |
| 82166 | 13 | 83866 | 105 | 87099 | 124 | 92004 | 110 | 120500 | 24 | 162065 | 88 |
| 82167 | 13 | 83867 | 105 | 87100 | 124 | 92005 | 110 | 120505 | 24 | 162085 | 88 |
| 82168 | 13 | 83868 | 105, 106 | 87106 | 36 | 92006 | 110 | 120605 | 24 | 162105 | 88 |
| 82169 | 13 | 83869 | 105, 106 | 87125 | 124 | 92007 | 110 | 124505 | 24 | 163065 | 88 |
| 82180 | 13 | 83870 | 105, 106 | 87150 | 124 | 92008 | 110 | 124605 | 24 | 163085 | 88 |
| 82184 | 13 | 83871 | 105, 106 | 87175 | 124 | 92016 | 109 | 124705 | 24 | 163105 | 88 |
| 82185 | 13 | 83873 | 105, 106 | 87200 | 124 | 92017 | 109 | 125200 | 24 | 165200 | 24 |
| 82186 | 13 | 83874 | 105, 106 | 87206 | 36 | 93000 | 110 | 125300 | 24 | 165300 | 24 |
| 82187 | 13 | 83875 | 105, 106 | 87225 | 124 | 93001 | 110 | 125400 | 24 | 165405 | 24 |
| 82188 | 13 | 83876 | 105, 106 | 87250 | 124 | 93002 | 110 | 125405 | 24 | 165409 | 24 |
| 82189 | 13 | 83877 | 105, 106 | 87300 | 124 | 93003 | 110 | 125409 | 24 | 165505 | 24 |
| 82200 | 140 | 83878 | 105, 106 | 87306 | 36 | 93004 | 110 | 125500 | 24 | 165509 | 24 |
| 82303 | 36 | 83879 | 105, 106 | 87350 | 124 | 93005 | 110 | 125509 | 24 | 171065 | 85 |
| 82503 | 36 | 83880 | 105 | 87400 | 124 | 93006 | 110 | 131005 | 81 | 171085 | 85 |
| 82703 | 36 | 83881 | 105 | 87406 | 36 | 93007 | 110 | 131705 | 81 | 171105 | 85 |
| 82903 | 36 | 83882 | 105 | 87451 | 124 | 93016 | 109 | 132005 | 81 | 172065 | 85 |
| 83021 | 104, 106 | 83883 | 105 | 87500 | 124 | 93017 | 109 | 132400 | 24 | 172085 | 85 |
| 83060 | 104, 106 | 83884 | 106 | 87506 | 36 | 93218 | 109 | 132405 | 24 | 172105 | 85 |
| 83128 | 104 | 83885 | 106 | 87606 | 36 | 93219 | 109 | 132500 | 24 | 172505 | 24 |
| 83141 | 13 | 83886 | 106 | 87706 | 36 | 94016 | 109 | 132505 | 24 | 181065 | 86 |
| 83143 | 13 | 83887 | 106 | 87806 | 36 | 94017 | 109 | 132705 | 81 | 181085 | 86 |
| 83145 | 13 | 84141 | 13 | 87900 | 125 | 96000 | 98 | 133005 | 81 | 181105 | 86 |
| 83161 | 13 | 84143 | 13 | 87905 | 125 | 96002 | 98 | 135409 | 24 | 182065 | 86 |
| 83165 | 13 | 84145 | 13 | 87906 | 36 | 96005 | 98 | 135509 | 24 | 182085 | 86 |
| 83167 | 13 | 84147 | 13 | 87907 | 125 | 96008 | 98 | 138200 | 24 | 182105 | 86 |
| 83168 | 13 | 84148 | 13 | 87908 | 125 | 96011 | 98 | 138300 | 24 | 183105 | 86 |
| 83171 | 104, 106 | 84161 | 13 | 87910 | 125 | 96012 | 98 | 138400 | 24 | 191005 | 81 |
| 83183 | 13 | 84163 | 13 | 87920 | 125 | 96013 | 98 | 138405 | 24 | 191065 | 85 |
| 83185 | 13 | 84165 | 13 | 88080 | 140 | 96014 | 98 | 138500 | 24 | 191085 | 85 |
| 83187 | 13 | 84167 | 13 | 88090 | 140 | 96015 | 98 | 138505 | 24 | 191105 | 85 |

| part no. | page | part no. | page | part no. | page | part no. | page | part no. | page | part no. | page |
|----------|---------|----------|---------|----------|------|----------|--------------|----------|--------------|----------|------|
| 191145 | 85 | 218102 | 13 | 255125 | 85 | 372134 | 66 | 452045 | 84 | 552145 | 84 |
| 191385 | 85 | 218105 | 13 | 255145 | 85 | 372136 | 66 | 452065 | 84, 344 | 552385 | 84 |
| 191565 | 85 | 218107 | 13 | 255385 | 85 | 372140 | 66 | 452085 | 84 | 552565 | 84 |
| 191705 | 81 | 219100 | 25 | 255565 | 85 | 372148 | 66 | 452105 | 84, 343, 344 | 553065 | 84 |
| 192005 | 81 | 219200 | 25 | 256125 | 85 | 372152 | 66 | 452145 | 84, 344 | 553085 | 84 |
| 192065 | 85 | 219405 | 25 | 256145 | 85 | 372156 | 66 | 452565 | 84, 343, 344 | 553105 | 84 |
| 192085 | 85 | 220115 | 77 | 256385 | 85 | 372160 | 66 | 453065 | 84 | 553125 | 84 |
| 192105 | 81, 85 | 221005 | 77 | 256565 | 85 | 382085 | 85 | 453085 | 84 | 553145 | 84 |
| 192145 | 85 | 221115 | 77 | 257125 | 85 | 382238 | 67 | 453105 | 84, 343, 344 | 553385 | 84 |
| 192175 | 81 | 222005 | 77 | 257145 | 85 | 382262 | 67 | 453125 | 84 | 553565 | 84 |
| 192385 | 85 | 222115 | 77 | 257385 | 85 | 382272 | 67 | 453145 | 84, 344 | 560145 | 87 |
| 192565 | 85 | 223005 | 77 | 257565 | 85 | 382288 | 67 | 453565 | 84, 343, 344 | 560165 | 87 |
| 192705 | 81 | 223115 | 77 | 309505 | 25 | 382300 | 67 | 454085 | 84 | 560185 | 87 |
| 193005 | 81 | 224005 | 77, 209 | 309605 | 25 | 382325 | 67 | 454105 | 84 | 560205 | 87 |
| 193065 | 85 | 224100 | 25 | 310128 | 66 | 382350 | 67 | 454125 | 84 | 560245 | 87 |
| 193085 | 85 | 224200 | 25 | 310152 | 66 | 382375 | 67 | 454145 | 84 | 560265 | 87 |
| 193105 | 85 | 224405 | 25 | 310188 | 66 | 382400 | 67 | 454385 | 84 | 560285 | 87 |
| 193125 | 85 | 225005 | 77, 209 | 310248 | 66 | 382425 | 67 | 454565 | 84 | 560305 | 87 |
| 193145 | 85 | 226005 | 77, 209 | 310312 | 66 | 382450 | 67 | 455105 | 84 | 560365 | 87 |
| 193385 | 85 | 227005 | 77, 209 | 312505 | 25 | 382512 | 67 | 455125 | 84 | 560385 | 87 |
| 193565 | 85 | 227200 | 25 | 314605 | 25 | 382562 | 67 | 455145 | 84 | 561065 | 87 |
| 200403 | 65 | 227405 | 25 | 320505 | 25 | 382612 | 67 | 455385 | 84 | 561085 | 87 |
| 200409 | 64 | 236302 | 68 | 321005 | 77 | 383085 | 85 | 455565 | 84 | 561105 | 87 |
| 200603 | 65 | 236402 | 68 | 322005 | 68 | 392005 | 81 | 456125 | 84 | 562065 | 87 |
| 200609 | 64 | 236502 | 68 | 323005 | 77 | 392105 | 81 | 456145 | 84 | 562085 | 87 |
| 200803 | 65 | 236504 | 68 | 332005 | 81 | 400665 | 81 | 456385 | 84 | 562105 | 87 |
| 200809 | 64 | 236602 | 68 | 336102 | 66 | 400675 | 81 | 456565 | 84 | 563065 | 87 |
| 201003 | 65 | 236604 | 68 | 336302 | 66 | 400685 | 81 | 461065 | 88 | 563085 | 87 |
| 201009 | 64 | 236702 | 68 | 336402 | 66 | 401065 | 88 | 461085 | 88 | 563105 | 87 |
| 201203 | 65 | 236704 | 68 | 336502 | 66 | 401085 | 88 | 461105 | 88 | 591005 | 80 |
| 201209 | 64 | 236802 | 68 | 336503 | 66 | 401105 | 88 | 462065 | 88 | 591705 | 80 |
| 201403 | 65 | 236804 | 68 | 336602 | 66 | 402085 | 88 | 462085 | 88, 344 | 592005 | 80 |
| 201409 | 64 | 236902 | 68 | 336604 | 67 | 402105 | 88 | 462105 | 88 | 592705 | 80 |
| 201603 | 65 | 236904 | 68 | 336702 | 66 | 403065 | 88 | 463065 | 88 | 593005 | 80 |
| 201609 | 64 | 236911 | 65 | 336704 | 67 | 403085 | 88 | 463085 | 88 | 630005 | 79 |
| 201803 | 65 | 236912 | 65 | 336801 | 66 | 403105 | 88 | 463105 | 88, 343 | 630185 | 79 |
| 201809 | 64 | 236913 | 65 | 336802 | 66 | 408205 | 89 | 471085 | 84 | 631005 | 79 |
| 202003 | 65 | 236914 | 65 | 336804 | 67 | 409205 | 89 | 471105 | 84 | 631705 | 79 |
| 202009 | 64 | 236915 | 65 | 336902 | 66 | 410205 | 89 | 472065 | 84 | 632005 | 79 |
| 202203 | 65 | 236916 | 65 | 336904 | 67 | 411205 | 89 | 472085 | 84 | 632705 | 79 |
| 202209 | 64 | 236917 | 65 | 337002 | 66 | 412205 | 89 | 472105 | 84 | 633005 | 79 |
| 202403 | 65 | 236918 | 65 | 337004 | 67 | 412605 | 25 | 481065 | 88 | 634005 | 79 |
| 202409 | 64 | 236919 | 65 | 337102 | 66 | 413205 | 89 | 481085 | 88 | 634185 | 79 |
| 202603 | 65 | 236920 | 65 | 337104 | 67 | 420405 | 25 | 481105 | 88 | 635005 | 79 |
| 202609 | 64 | 236921 | 65 | 337202 | 66 | 420605 | 25 | 482065 | 88 | 641205 | 74 |
| 202803 | 65 | 236922 | 65 | 337204 | 67 | 421005 | 77, 344 | 482085 | 88 | 641210 | 74 |
| 202809 | 64 | 236923 | 65 | 337302 | 66 | 421115 | 77 | 482105 | 88 | 642205 | 74 |
| 203003 | 65 | 236925 | 65 | 337304 | 67 | 422005 | 77, 343, 344 | 483065 | 88 | 642210 | 74 |
| 203009 | 64 | 236930 | 65 | 337402 | 66 | 422115 | 77 | 483085 | 88 | 642405 | 74 |
| 203203 | 65 | 236931 | 65 | 337404 | 67 | 423005 | 77, 343, 344 | 483105 | 88 | 642410 | 74 |
| 203209 | 64 | 236932 | 65 | 337502 | 66 | 423115 | 77 | 490105 | 80 | 644105 | 89 |
| 203503 | 65 | 237002 | 68 | 337602 | 66 | 424005 | 77 | 490185 | 81 | 644205 | 89 |
| 203603 | 65 | 237004 | 68 | 337702 | 66 | 424405 | 25 | 490205 | 81 | 644305 | 89 |
| 203803 | 65 | 237060 | 209 | 337802 | 66 | 424505 | 25 | 490305 | 80 | 651045 | 84 |
| 204009 | 64 | 237070 | 209 | 337902 | 66 | 424605 | 25 | 491005 | 81 | 651065 | 84 |
| 204105 | 85 | 237080 | 209 | 338002 | 66 | 425005 | 77 | 491185 | 81 | 651085 | 84 |
| 204145 | 85 | 237090 | 209 | 351065 | 85 | 426005 | 77 | 491705 | 81 | 651105 | 84 |
| 204565 | 85 | 237102 | 68 | 351085 | 85 | 431005 | 81 | 492005 | 81, 343, 344 | 651145 | 84 |
| 204809 | 64 | 237104 | 68 | 351105 | 85 | 431185 | 81 | 492115 | 81 | 651565 | 84 |
| 205009 | 64 | 237105 | 209 | 351145 | 85 | 431705 | 81 | 492705 | 81 | 652045 | 84 |
| 205145 | 85 | 237202 | 68 | 351565 | 85 | 432005 | 81, 343, 344 | 493005 | 81, 344 | 652065 | 84 |
| 205385 | 85 | 237204 | 68 | 352065 | 85 | 432115 | 81 | 493805 | 81 | 652085 | 84 |
| 205565 | 85 | 237205 | 209 | 352105 | 85 | 432405 | 25 | 494185 | 81 | 652105 | 84 |
| 206565 | 85 | 237302 | 68 | 352145 | 85 | 432505 | 25 | 521005 | 76 | 652145 | 84 |
| 208100 | 25 | 237304 | 68 | 352385 | 85 | 432705 | 81 | 522005 | 76 | 652385 | 84 |
| 209200 | 25 | 237305 | 209 | 352565 | 85 | 433005 | 81, 344 | 523005 | 76 | 652565 | 84 |
| 210402 | 68 | 237402 | 68 | 353065 | 85 | 440205 | 74 | 531005 | 80 | 653065 | 84 |
| 210602 | 68 | 237405 | 209 | 353105 | 85 | 440405 | 25 | 531705 | 80 | 653085 | 84 |
| 210802 | 68 | 237502 | 68 | 353145 | 85 | 440505 | 25 | 532005 | 80 | 653105 | 84 |
| 211005 | 77, 209 | 237505 | 209 | 353385 | 85 | 441205 | 74 | 532705 | 80 | 653125 | 84 |
| 211200 | 25 | 237602 | 68 | 353565 | 85 | 441405 | 74 | 533005 | 80 | 653145 | 84 |
| 211405 | 25 | 237702 | 68 | 361105 | 88 | 442405 | 74 | 544105 | 89 | 653385 | 84 |
| 212005 | 77, 209 | 237802 | 68 | 362105 | 88 | 449005 | 74 | 544205 | 89 | 653565 | 84 |
| 212100 | 25 | 237902 | 68 | 363105 | 88 | 449105 | 74 | 544305 | 89 | 660105 | 86 |
| 213005 | 77, 209 | 241005 | 77 | 366262 | 67 | 449205 | 74 | 551045 | 84 | 660145 | 86 |
| 214005 | 77, 209 | 242005 | 77 | 366412 | 67 | 449255 | 74 | 551065 | 84 | 660165 | 86 |
| 214105 | 78 | 243005 | 77 | 366612 | 67 | 449405 | 25 | 551085 | 84 | 660185 | 86 |
| 214200 | 25 | 254085 | 85 | 366912 | 67 | 449505 | 25 | 551105 | 84 | 660205 | 86 |
| 214205 | 78 | 254105 | 85 | 372116 | 66 | 451045 | 84 | 551145 | 84 | 660245 | 86 |
| 214305 | 78 | 254125 | 85 | 372120 | 66 | 451065 | 84, 344 | 551565 | 84 | 660265 | 86 |
| 214405 | 78 | 254145 | 85 | 372122 | 66 | 451085 | 84, 344 | 552045 | 84 | 660285 | 86 |
| 214505 | 78 | 254385 | 85 | 372124 | 66 | 451105 | 84, 344 | 552065 | 84 | 660365 | 86 |
| 214605 | 78 | 254565 | 85 | 372128 | 66 | 451145 | 84 | 552085 | 84 | 660385 | 86 |
| 216200 | 25 | 255105 | 85 | 372132 | 66 | 451565 | 84 | 552105 | 84 | 662065 | 87 |

| part no. | page | part no. | page | part no. | page | part no. | page | part no. | page | part no. | page |
|-------------|------|-------------|------|-------------|----------|-------------|----------|-------------|----------|-------------|----------|
| 662085..... | 87 | 790001..... | 151 | 861105..... | 86 | 901285..... | 203 | 906535..... | 205 | 908075..... | 93 |
| 662105..... | 87 | 790002..... | 151 | 862065..... | 86 | 901430..... | 91 | 906545..... | 205 | 908085..... | 93 |
| 663065..... | 87 | 790003..... | 151 | 862085..... | 86 | 901435..... | 91 | 906555..... | 205 | 908175..... | 93 |
| 663085..... | 87 | 790004..... | 151 | 862105..... | 86 | 901440..... | 91 | 906565..... | 205 | 908265..... | 93 |
| 663105..... | 87 | 790005..... | 151 | 863065..... | 86 | 901445..... | 91 | 906575..... | 205 | 908275..... | 93 |
| 680025..... | 48 | 790006..... | 151 | 863085..... | 86 | 901450..... | 91 | 906600..... | 205 | 908285..... | 93 |
| 680038..... | 48 | 800525..... | 74 | 863105..... | 86 | 901455..... | 91 | 906605..... | 205 | 908475..... | 308 |
| 680050..... | 48 | 800565..... | 74 | 881065..... | 86 | 901470..... | 91 | 906615..... | 205 | 908485..... | 308 |
| 680075..... | 48 | 800725..... | 74 | 881085..... | 86 | 901475..... | 91 | 906625..... | 205 | 908495..... | 308 |
| 680150..... | 48 | 800735..... | 74 | 881105..... | 86 | 901480..... | 91 | 906635..... | 205 | 908885..... | 203 |
| 690005..... | 79 | 800925..... | 74 | 882065..... | 86 | 901485..... | 91 | 906645..... | 205 | 909000..... | 204 |
| 690185..... | 79 | 800935..... | 74 | 882085..... | 86 | 901490..... | 91 | 906655..... | 205 | 909002..... | 217 |
| 691005..... | 79 | 801065..... | 87 | 882105..... | 86 | 901500..... | 91 | 906665..... | 205 | 909035..... | 209 |
| 691705..... | 79 | 801085..... | 87 | 883065..... | 86 | 901505..... | 91 | 906675..... | 205 | 909045..... | 209 |
| 692005..... | 79 | 801105..... | 87 | 883085..... | 86 | 901510..... | 91 | 906685..... | 205 | 909055..... | 209 |
| 692115..... | 79 | 802065..... | 87 | 883105..... | 86 | 901525..... | 91 | 906705..... | 203 | 909065..... | 203 |
| 692705..... | 79 | 802085..... | 87 | 890185..... | 80 | 901535..... | 91 | 906715..... | 203 | 909075..... | 203 |
| 693005..... | 79 | 802105..... | 87 | 891005..... | 80 | 901550..... | 91 | 906800..... | 205 | 909085..... | 203 |
| 694005..... | 79 | 803065..... | 87 | 891705..... | 80 | 901555..... | 211 | 906805..... | 205 | 909095..... | 203 |
| 694185..... | 79 | 803085..... | 87 | 892005..... | 80 | 901560..... | 91 | 906815..... | 205 | 909100..... | 204 |
| 695005..... | 79 | 803105..... | 87 | 892705..... | 80 | 901565..... | 211 | 906825..... | 205 | 909105..... | 201 |
| 701290..... | 90 | 809205..... | 89 | 893005..... | 80 | 901575..... | 211 | 906835..... | 205 | 909110..... | 204 |
| 701470..... | 90 | 810205..... | 89 | 894105..... | 80 | 901585..... | 211 | 906845..... | 205 | 909115..... | 204 |
| 701480..... | 90 | 811005..... | 76 | 894115..... | 80 | 901600..... | 92 | 906855..... | 205 | 909120..... | 201 |
| 701670..... | 90 | 811205..... | 89 | 894125..... | 80 | 901602..... | 92 | 906865..... | 205 | 909125..... | 201, 353 |
| 701680..... | 90 | 812005..... | 76 | 894135..... | 80 | 901645..... | 211 | 906875..... | 205 | 909135..... | 201, 353 |
| 701860..... | 90 | 812205..... | 89 | 894185..... | 80 | 901655..... | 211 | 906885..... | 205 | 909140..... | 204 |
| 701880..... | 90 | 813005..... | 76 | 894205..... | 80 | 901695..... | 211 | 907010..... | 94 | 909145..... | 201, 353 |
| 702069..... | 90 | 813205..... | 89 | 894215..... | 80 | 901702..... | 219 | 907020..... | 94 | 909155..... | 201, 353 |
| 702089..... | 90 | 821005..... | 76 | 894225..... | 80 | 901703..... | 219 | 907030..... | 94 | 909165..... | 201, 353 |
| 702115..... | 90 | 822005..... | 76 | 894235..... | 80 | 901705..... | 211 | 907040..... | 94 | 909175..... | 201, 353 |
| 702260..... | 90 | 823005..... | 76 | 894305..... | 80 | 901715..... | 211 | 907050..... | 92 | 909185..... | 201 |
| 702280..... | 90 | 830185..... | 80 | 900400..... | 218 | 901725..... | 211 | 907051..... | 92 | 909195..... | 201 |
| 704161..... | 90 | 831005..... | 80 | 900605..... | 81, 89 | 901732..... | 265 | 907052..... | 92 | 909200..... | 204 |
| 704162..... | 90 | 831705..... | 80 | 900615..... | 81, 89 | 901733..... | 265 | 907060..... | 92 | 909205..... | 201 |
| 706120..... | 90 | 832005..... | 80 | 900625..... | 81, 89 | 901735..... | 211 | 907061..... | 92 | 909215..... | 201 |
| 706121..... | 90 | 832705..... | 80 | 900665..... | 80 | 901741..... | 265 | 907062..... | 92 | 909225..... | 201 |
| 706122..... | 90 | 833005..... | 80 | 900675..... | 80 | 901745..... | 211 | 907070..... | 92 | 909235..... | 201 |
| 706150..... | 90 | 834185..... | 80 | 900685..... | 80 | 901755..... | 211 | 907071..... | 92 | 909300..... | 204 |
| 708120..... | 90 | 840005..... | 76 | 900905..... | 210, 353 | 901765..... | 211 | 907072..... | 92 | 909325..... | 201 |
| 708121..... | 90 | 841005..... | 76 | 900915..... | 210 | 901915..... | 211 | 907100..... | 217 | 909335..... | 201 |
| 708122..... | 90 | 841205..... | 74 | 900925..... | 210, 353 | 901925..... | 211 | 907200..... | 217 | 909345..... | 201 |
| 708150..... | 90 | 841405..... | 74 | 900935..... | 210, 353 | 901935..... | 211 | 907201..... | 130 | 909355..... | 201 |
| 710100..... | 90 | 842005..... | 76 | 900945..... | 210, 353 | 901945..... | 211 | 907315..... | 207 | 909400..... | 204 |
| 710120..... | 90 | 842205..... | 74 | 900955..... | 210 | 902000..... | 218 | 907325..... | 207 | 909425..... | 201 |
| 710121..... | 90 | 842405..... | 74 | 900965..... | 210 | 902205..... | 92, 347 | 907335..... | 207 | 909435..... | 201 |
| 710122..... | 90 | 843005..... | 76 | 900975..... | 210 | 902215..... | 92, 347 | 907415..... | 207, 353 | 909445..... | 201 |
| 712101..... | 90 | 844005..... | 76 | 901000..... | 203 | 903005..... | 92 | 907425..... | 207 | 909455..... | 201 |
| 712102..... | 90 | 851045..... | 84 | 901002..... | 203 | 903015..... | 92 | 907435..... | 207, 353 | 909485..... | 201 |
| 712120..... | 90 | 851065..... | 84 | 901004..... | 203 | 904002..... | 217 | 907445..... | 207, 353 | 909495..... | 201 |
| 714081..... | 90 | 851085..... | 84 | 901006..... | 203 | 904150..... | 218 | 907455..... | 207, 353 | 909550..... | 313 |
| 714082..... | 90 | 851105..... | 84 | 901008..... | 203 | 904445..... | 93 | 907465..... | 207 | 909555..... | 313 |
| 714101..... | 90 | 851145..... | 84 | 901010..... | 203 | 904485..... | 93 | 907475..... | 207 | 909560..... | 313 |
| 714102..... | 90 | 851565..... | 84 | 901012..... | 203 | 904490..... | 93 | 907512..... | 217 | 909600..... | 204 |
| 714121..... | 90 | 852045..... | 84 | 901014..... | 204 | 904551..... | 218 | 907517..... | 217 | 909685..... | 210 |
| 714122..... | 90 | 852065..... | 84 | 901016..... | 203 | 904615..... | 93 | 907531..... | 217 | 909705..... | 208 |
| 716081..... | 90 | 852085..... | 84 | 901018..... | 204 | 904625..... | 93 | 907532..... | 217 | 909715..... | 208 |
| 718061..... | 90 | 852105..... | 84 | 901020..... | 204 | 904665..... | 93 | 907535..... | 207 | 909725..... | 208 |
| 718081..... | 90 | 852145..... | 84 | 901022..... | 204 | 905050..... | 212 | 907545..... | 207 | 909735..... | 208 |
| 720061..... | 90 | 852385..... | 84 | 901024..... | 204 | 905175..... | 212 | 907555..... | 207 | 909745..... | 208 |
| 720062..... | 90 | 852565..... | 84 | 901026..... | 204 | 905350..... | 212 | 907565..... | 207 | 909755..... | 208 |
| 720081..... | 90 | 853065..... | 84 | 901028..... | 204 | 905585..... | 93 | 907575..... | 207 | 909765..... | 208 |
| 720082..... | 90 | 853085..... | 84 | 901030..... | 204 | 905595..... | 93 | 907605..... | 216 | 909775..... | 208 |
| 722081..... | 90 | 853105..... | 84 | 901032..... | 204 | 905605..... | 93, 344 | 907701..... | 218 | 909815..... | 208 |
| 724061..... | 90 | 853125..... | 84 | 901034..... | 204 | 905615..... | 93 | 907703..... | 218 | 909825..... | 208 |
| 724062..... | 90 | 853145..... | 84 | 901035..... | 203 | 905625..... | 93 | 907800..... | 205 | 909835..... | 208 |
| 724081..... | 90 | 853385..... | 84 | 901036..... | 206 | 905635..... | 93 | 907805..... | 205 | 909845..... | 208 |
| 724082..... | 90 | 853565..... | 84 | 901038..... | 204 | 905640..... | 93 | 907815..... | 205 | 909855..... | 208 |
| 729901..... | 225 | 857105..... | 84 | 901040..... | 203 | 905655..... | 93 | 907825..... | 205 | 909865..... | 208 |
| 734110..... | 166 | 858100..... | 84 | 901042..... | 204 | 905665..... | 93 | 907835..... | 205 | 909875..... | 208 |
| 734210..... | 166 | 858105..... | 84 | 901044..... | 204 | 906085..... | 203 | 907845..... | 205 | 909900..... | 31 |
| 734211..... | 166 | 859100..... | 84 | 901045..... | 203 | 906095..... | 203 | 907855..... | 205 | 909905..... | 31 |
| 734212..... | 166 | 859105..... | 84 | 901046..... | 204 | 906105..... | 203 | 907865..... | 205 | 909910..... | 31 |
| 734310..... | 162 | 860105..... | 87 | 901055..... | 204 | 906115..... | 203 | 907875..... | 205 | 909915..... | 31 |
| 734311..... | 162 | 860165..... | 87 | 901065..... | 203 | 906400..... | 205 | 907885..... | 205 | 909920..... | 31 |
| 734312..... | 162 | 860185..... | 87 | 901075..... | 203 | 906405..... | 205 | 907910..... | 330 | 910200..... | 89 |
| 734410..... | 167 | 860205..... | 87 | 901085..... | 203 | 906415..... | 205 | 907911..... | 330 | 910205..... | 89 |
| 734440..... | 168 | 860265..... | 87 | 901095..... | 203 | 906475..... | 308, 351 | 907912..... | 330 | 910210..... | 89 |
| 734441..... | 168 | 860285..... | 87 | 901200..... | 218 | 906485..... | 308, 351 | 907920..... | 330 | 911302..... | 219 |
| 734442..... | 168 | 860305..... | 87 | 901205..... | 91 | 906495..... | 308, 351 | 907921..... | 330 | 911303..... | 219 |
| 734445..... | 168 | 860365..... | 87 | 901215..... | 91 | 906500..... | 205 | 908050..... | 94 | 915050..... | 212 |
| 734453..... | 168 | 860385..... | 87 | 901225..... | 91 | 906505..... | 205 | 908055..... | 94 | 915120..... | 212 |
| 734460..... | 167 | 861065..... | 86 | 901230..... | 91 | 906515..... | 205 | 908060..... | 93 | 915175..... | 212 |
| 786601..... | 234 | 861085..... | 86 | 901275..... | 203 | 906525..... | 205 | 908065..... | 93 | 915350..... | 212 |

| part no. | page | part no. | page | part no. | page | part no. | page | part no. | page | part no. | page |
|----------|------|----------|--------------|----------|-------------|----------|----------|----------|--------------|----------|--------------|
| 916400 | 205 | 918373 | 202 | 927645 | 206 | 941005 | 75, 347 | 954105 | 82 | 980425 | 29, 342, 343 |
| 916405 | 205 | 918374 | 202 | 927655 | 206 | 941110 | 75 | 954109 | 82 | 980435 | 29, 342, 343 |
| 916415 | 205 | 918383 | 202 | 927665 | 206 | 941115 | 75 | 954125 | 82 | 980600 | 29, 342 |
| 916500 | 205 | 918384 | 202 | 927675 | 206 | 942005 | 75, 347 | 954145 | 82 | 980610 | 29, 342, 343 |
| 916505 | 205 | 918393 | 202 | 927805 | 206 | 942225 | 75 | 954149 | 82 | 980620 | 29, 342 |
| 916515 | 205 | 918394 | 202 | 927815 | 206 | 943005 | 75, 347 | 954385 | 82 | 980630 | 29, 342 |
| 916525 | 205 | 918463 | 202 | 927825 | 206 | 943103 | 55 | 954389 | 82 | 980640 | 29, 342, 343 |
| 916535 | 205 | 918464 | 202 | 927835 | 206 | 943303 | 55 | 954565 | 82 | 980650 | 29, 342, 343 |
| 916545 | 205 | 918473 | 202 | 927845 | 206 | 943335 | 75 | 958105 | 83 | 980660 | 29 |
| 916555 | 205 | 918474 | 202 | 927855 | 206 | 943503 | 55 | 959105 | 83 | 980670 | 29 |
| 916565 | 205 | 918483 | 202 | 927865 | 206 | 943603 | 55 | 961000 | 74 | 980695 | 28 |
| 916575 | 205 | 918484 | 202 | 927875 | 206 | 943703 | 55 | 961005 | 74 | 980705 | 28 |
| 916585 | 205 | 918493 | 202 | 928605 | 206 | 943785 | 107 | 961009 | 74 | 980715 | 28, 343 |
| 916600 | 205 | 918494 | 202 | 928615 | 206 | 943803 | 55 | 961019 | 74 | 980725 | 28, 343 |
| 916605 | 205 | 918603 | 55 | 928625 | 206 | 944005 | 78 | 961065 | 86 | 980735 | 28, 343 |
| 916615 | 205 | 918703 | 55 | 928635 | 206 | 944006 | 217 | 961069 | 86 | 980745 | 28, 343 |
| 916625 | 205 | 918800 | 205 | 928645 | 206 | 944008 | 217 | 961085 | 86 | 980755 | 28 |
| 916635 | 205 | 918803 | 55 | 928655 | 206 | 944012 | 217 | 961105 | 86 | 980765 | 28 |
| 916645 | 205 | 918810 | 205 | 928665 | 206 | 944020 | 217 | 962000 | 74 | 980795 | 28 |
| 916655 | 205 | 918815 | 205 | 928675 | 206 | 944021 | 217 | 962005 | 74 | 980805 | 28 |
| 916665 | 205 | 918825 | 205 | 928805 | 206 | 944105 | 78 | 962009 | 74 | 980815 | 28 |
| 916675 | 205 | 918835 | 205 | 928815 | 206 | 944205 | 78 | 962019 | 74 | 980825 | 28 |
| 916800 | 205 | 918845 | 205 | 928825 | 206 | 944305 | 78 | 962065 | 86 | 980835 | 28 |
| 916805 | 205 | 918855 | 205 | 928835 | 206 | 944405 | 78 | 962069 | 86 | 980845 | 28 |
| 916815 | 205 | 918865 | 205 | 928845 | 206 | 944505 | 78 | 962070 | 74 | 980855 | 28 |
| 916825 | 205 | 918875 | 205 | 928855 | 206 | 945000 | 314, 345 | 962075 | 74 | 980865 | 28 |
| 916835 | 205 | 918885 | 205 | 928875 | 206 | 945005 | 314 | 962079 | 74 | 981019 | 30 |
| 916845 | 205 | 919005 | 208 | 929605 | 206 | 945285 | 107 | 962085 | 86 | 981025 | 30 |
| 916855 | 205 | 919015 | 208 | 929615 | 206 | 946005 | 314 | 962089 | 86 | 981038 | 30 |
| 916865 | 205 | 919025 | 208 | 929625 | 206 | 946785 | 107 | 962090 | 74 | 981050 | 30 |
| 916875 | 205 | 919045 | 208 | 929635 | 206 | 948051 | 219 | 962095 | 74 | 981065 | 82 |
| 916885 | 205 | 919055 | 208 | 929645 | 206 | 948070 | 219 | 962099 | 74 | 981075 | 30 |
| 917615 | 208 | 919065 | 208 | 929655 | 206 | 948090 | 219 | 962105 | 86 | 981085 | 82 |
| 917635 | 208 | 919203 | 55 | 929665 | 206 | 948120 | 219 | 962109 | 86 | 981100 | 30 |
| 917645 | 208 | 920005 | 75, 345 | 929675 | 206 | 948122 | 219 | 962179 | 74 | 981105 | 82 |
| 917655 | 208 | 920210 | 57 | 929805 | 206 | 948160 | 219 | 962303 | 53 | 981150 | 30 |
| 917675 | 208 | 920410 | 57 | 929815 | 206 | 948161 | 219 | 962700 | 53 | 982013 | 30 |
| 917685 | 208 | 920610 | 57 | 929825 | 206 | 948162 | 219 | 962701 | 53 | 982019 | 30 |
| 917695 | 208 | 920810 | 57 | 929835 | 206 | 951005 | 76 | 962703 | 53 | 982025 | 30 |
| 917705 | 208 | 921005 | 75, 344, 345 | 929845 | 206 | 951065 | 82 | 962903 | 53 | 982038 | 30 |
| 917715 | 208 | 921009 | 75 | 929855 | 206 | 951069 | 82 | 962999 | 74 | 982050 | 30 |
| 917725 | 208 | 921110 | 75 | 929865 | 206 | 951085 | 82 | 963065 | 86 | 982065 | 82 |
| 917735 | 208 | 921115 | 75 | 929870 | 206 | 951089 | 82 | 963085 | 86 | 982075 | 30 |
| 917745 | 208 | 921119 | 75 | 929875 | 107 | 951105 | 82, 345 | 963089 | 86 | 982085 | 82 |
| 917755 | 208 | 921303 | 219 | 929895 | 107 | 951109 | 82 | 963100 | 216 | 982100 | 30 |
| 917765 | 208 | 922005 | 75, 344, 345 | 930103 | 55 | 951145 | 82 | 963103 | 53 | 982105 | 82 |
| 917775 | 208 | 922009 | 75 | 930203 | 55 | 951149 | 82 | 963105 | 86 | 982125 | 30 |
| 917785 | 208 | 922225 | 75 | 930303 | 55 | 951385 | 82 | 963110 | 216 | 982145 | 82 |
| 917805 | 208 | 922229 | 75 | 930403 | 55 | 951389 | 82 | 963115 | 216 | 982150 | 30 |
| 917825 | 208 | 923005 | 75, 344, 345 | 930503 | 55 | 951565 | 82 | 963120 | 216 | 982385 | 82 |
| 917835 | 208 | 923009 | 75 | 930603 | 55 | 952003 | 55 | 963130 | 216 | 982565 | 82 |
| 917855 | 208 | 923010 | 75 | 930703 | 55 | 952005 | 76 | 963140 | 216 | 983013 | 30 |
| 917860 | 208 | 923015 | 75 | 930803 | 55 | 952065 | 82 | 963145 | 86 | 983019 | 30 |
| 917865 | 208 | 923020 | 75 | 934103 | 54 | 952069 | 82 | 963150 | 216 | 983025 | 30 |
| 917905 | 208 | 923025 | 75 | 934203 | 54 | 952085 | 82, 345 | 963160 | 216 | 983038 | 30 |
| 917915 | 208 | 923030 | 75 | 934303 | 54 | 952089 | 82 | 963170 | 216 | 983050 | 30 |
| 918003 | 55 | 923035 | 75 | 934403 | 54 | 952103 | 55 | 963180 | 216 | 983063 | 30 |
| 918103 | 55 | 923335 | 75 | 934603 | 54 | 952105 | 82, 345 | 963303 | 53 | 983075 | 30 |
| 918120 | 202 | 924005 | 75 | 934703 | 54 | 952109 | 82 | 964005 | 78 | 983085 | 82 |
| 918121 | 202 | 924009 | 75 | 934803 | 54 | 952145 | 82, 345 | 964009 | 78 | 983088 | 30 |
| 918123 | 202 | 925050 | 212 | 934903 | 54 | 952149 | 82 | 964105 | 78 | 983100 | 30 |
| 918124 | 202 | 925175 | 212 | 935103 | 54 | 952203 | 78 | 964109 | 78 | 983105 | 82 |
| 918128 | 202 | 925350 | 212 | 935203 | 54 | 952385 | 82, 345 | 964205 | 78, 345 | 983125 | 30 |
| 918143 | 202 | 925725 | 107 | 935303 | 54 | 952389 | 82 | 964209 | 78 | 983145 | 82 |
| 918144 | 202 | 925735 | 107 | 935403 | 54 | 952403 | 55 | 964305 | 78, 345 | 983150 | 30 |
| 918163 | 202 | 926605 | 206 | 935603 | 54 | 952503 | 55 | 964309 | 78 | 983200 | 30 |
| 918164 | 202 | 926615 | 206 | 935703 | 54 | 952565 | 82 | 964405 | 78, 345 | 983385 | 82 |
| 918173 | 202 | 926625 | 206 | 935803 | 54 | 952569 | 82 | 964409 | 78 | 983565 | 82 |
| 918174 | 202 | 926635 | 206 | 935903 | 54 | 952603 | 55 | 964505 | 78, 345 | 984105 | 82 |
| 918183 | 202 | 926645 | 206 | 936603 | 54 | 952703 | 55 | 964509 | 78 | 984115 | 29, 347 |
| 918184 | 202 | 926655 | 206 | 936703 | 54 | 952903 | 55 | 965100 | 89 | 984120 | 82 |
| 918193 | 202 | 926665 | 206 | 936803 | 54 | 953005 | 76 | 965105 | 89 | 984125 | 29, 347 |
| 918194 | 202 | 926675 | 206 | 936903 | 54 | 953065 | 82 | 965125 | 89 | 984135 | 29, 347 |
| 918203 | 55 | 926805 | 206 | 937103 | 54 | 953085 | 82 | 970485 | 107 | 984145 | 82 |
| 918263 | 202 | 926815 | 206 | 937203 | 54 | 953089 | 82 | 970495 | 107 | 984385 | 82 |
| 918264 | 202 | 926825 | 206 | 937303 | 54 | 953105 | 82, 345 | 972203 | 53 | 984565 | 82 |
| 918273 | 202 | 926835 | 206 | 937403 | 54 | 953109 | 82 | 972535 | 107 | 985400 | 29 |
| 918274 | 202 | 926845 | 206 | 937815 | 107 | 953125 | 82 | 972603 | 53 | 985403 | 29 |
| 918283 | 202 | 926855 | 206 | 937825 | 107 | 953145 | 82, 345 | 972803 | 53 | 985405 | 29 |
| 918284 | 202 | 926875 | 206 | 940000 | 76, 92, 347 | 953149 | 82 | 973003 | 53 | 985410 | 29 |
| 918293 | 202 | 927605 | 206 | 940005 | 76, 92, 347 | 953385 | 82, 345 | 973203 | 53 | 985415 | 29 |
| 918294 | 202 | 927615 | 206 | 940010 | 76, 92, 347 | 953389 | 82 | 979018 | 215 | 986005 | 30 |
| 918363 | 202 | 927625 | 206 | 940015 | 76, 92, 347 | 953565 | 82 | 980405 | 29 | 986006 | 30 |
| 918364 | 202 | 927635 | 206 | 940405 | 314 | 953569 | 82 | 980415 | 29, 342, 343 | 986009 | 30 |

| part no. | page | part no. | page | part no. | page | part no. | page | part no. | page | part no. | page |
|----------|---------------|----------|---------|----------|------|----------|------|----------|------|----------|------|
| 986013 | 30 | 991105 | 83 | 1239228 | 326 | 7100011 | 163 | 7300129 | 144 | 7501214 | 102 |
| 986019 | 30 | 991145 | 83 | 2004625 | 64 | 7100013 | 165 | 7300131 | 144 | 7501218 | 102 |
| 986025 | 30 | 991200 | 317 | 2006625 | 64 | 7100014 | 163 | 7300133 | 144 | 7501414 | 102 |
| 986038 | 30 | 991385 | 83 | 2008625 | 64 | 7200001 | 145 | 7300135 | 144 | 7501418 | 102 |
| 986050 | 30 | 991505 | 218 | 2010625 | 64 | 7200002 | 145 | 7330012 | 156 | 7501614 | 102 |
| 986075 | 30 | 991510 | 218 | 2012625 | 64 | 7200004 | 143 | 7330014 | 156 | 7501618 | 102 |
| 986100 | 30 | 991560 | 216 | 2014625 | 64 | 7200012 | 143 | 7330016 | 156 | 7501814 | 102 |
| 987730 | 320 | 991565 | 83, 216 | 2016625 | 64 | 7200017 | 143 | 7330018 | 156 | 7501818 | 102 |
| 989602 | 60, 69 | 992007 | 313 | 2018625 | 64 | 7200018 | 143 | 7330112 | 156 | 7502014 | 102 |
| 989604 | 60, 69 | 992008 | 313 | 2020625 | 64 | 7200019 | 143 | 7330114 | 156 | 7502018 | 102 |
| 989605 | 60, 69 | 992033 | 313 | 2022625 | 64 | 7200025 | 149 | 7330116 | 156 | 7502214 | 102 |
| 990000 | 310 | 992065 | 83 | 2024625 | 64 | 7200029 | 143 | 7330118 | 156 | 7502218 | 102 |
| 990001 | 310 | 992085 | 83 | 2026625 | 64 | 7200032 | 144 | 7330212 | 156 | 7502414 | 102 |
| 990002 | 310 | 992100 | 316 | 2028625 | 64 | 7200033 | 143 | 7330214 | 156 | 7502418 | 102 |
| 990003 | 310 | 992102 | 316 | 2030625 | 64 | 7200035 | 143 | 7330216 | 156 | 7502614 | 102 |
| 990004 | 310 | 992105 | 83 | 2032625 | 64 | 7200037 | 143 | 7330218 | 156 | 7502618 | 102 |
| 990005 | 310 | 992130 | 313 | 2036625 | 64 | 7200039 | 143 | 7388520 | 118 | 7502814 | 102 |
| 990010 | 210 | 992145 | 83 | 2038625 | 64 | 7200044 | 143 | 7389520 | 118 | 7502818 | 102 |
| 990011 | 210 | 992205 | 318 | 2040625 | 64 | 7200045 | 143 | 7399920 | 186 | 7510000 | 159 |
| 990015 | 310 | 992385 | 83 | 2048625 | 64 | 7200047 | 143 | 7400001 | 157 | 7510005 | 159 |
| 990017 | 310 | 992565 | 83 | 2050625 | 64 | 7200049 | 143 | 7400002 | 157 | 7510010 | 159 |
| 990019 | 310 | 992707 | 216 | 4000009 | 264 | 7200052 | 143 | 7400003 | 157 | 7520000 | 161 |
| 990020 | 308 | 992708 | 216 | 4000650 | 262 | 7200054 | 143 | 7400004 | 157 | 7520005 | 161 |
| 990021 | 310 | 992710 | 216 | 4002204 | 260 | 7200080 | 143 | 7400005 | 157 | 7520010 | 161 |
| 990023 | 310 | 992711 | 216 | 4002241 | 260 | 7200082 | 143 | 7400006 | 157 | 7520015 | 161 |
| 990025 | 308 | 992713 | 216 | 4002242 | 260 | 7200084 | 143 | 7400011 | 157 | 7600022 | 155 |
| 990030 | 308 | 992720 | 216 | 4002258 | 260 | 7200100 | 143 | 7400015 | 157 | 7600023 | 155 |
| 990032 | 308 | 992731 | 216 | 4002310 | 259 | 7200101 | 143 | 7400090 | 176 | 7600030 | 155 |
| 990033 | 308 | 992740 | 216 | 4002343 | 259 | 7200102 | 143 | 7400091 | 176 | 7600031 | 155 |
| 990034 | 308 | 993007 | 313 | 4002345 | 259 | 7200103 | 143 | 7400300 | 177 | 7600033 | 155 |
| 990035 | 308 | 993010 | 308 | 4002355 | 259 | 7200104 | 143 | 7400500 | 157 | 7600035 | 155 |
| 990036 | 308 | 993015 | 308 | 4002356 | 259 | 7200105 | 143 | 7400515 | 157 | 7600036 | 155 |
| 990037 | 308 | 993030 | 308 | 4002359 | 260 | 7200106 | 143 | 7400525 | 157 | 7600042 | 155 |
| 990040 | 69, 316 | 993035 | 308 | 4002388 | 260 | 7200107 | 143 | 7400700 | 177 | 7600044 | 155 |
| 990042 | 109 | 993065 | 83 | 4002391 | 259 | 7200400 | 177 | 7400750 | 177 | 7600500 | 150 |
| 990065 | 310 | 993072 | 320 | 4002392 | 259 | 7201681 | 90 | 7500002 | 156 | 7600505 | 150 |
| 990070 | 47, 316 | 993073 | 321 | 4002614 | 258 | 7201881 | 90 | 7500004 | 156 | 7700003 | 152 |
| 990080 | 55 | 993079 | 324 | 4002634 | 258 | 7202081 | 90 | 7500005 | 156 | 7700007 | 152 |
| 990085 | 55 | 993085 | 83 | 4002635 | 258 | 7202082 | 90 | 7500006 | 156 | 7700018 | 152 |
| 990090 | 55 | 993105 | 83 | 4002640 | 258 | 7202281 | 90 | 7500007 | 156 | 7700024 | 152 |
| 990099 | 47, 316 | 993125 | 83 | 4002642 | 258 | 7206141 | 90 | 7500008 | 156 | 7700028 | 152 |
| 990105 | 314 | 993145 | 83 | 4002643 | 258 | 7206142 | 90 | 7500009 | 156 | 7700030 | 152 |
| 990110 | 314 | 993385 | 83 | 4002645 | 258 | 7208141 | 90 | 7500010 | 156 | 7700044 | 152 |
| 990112 | 314 | 993565 | 83 | 4003262 | 260 | 7208142 | 90 | 7500011 | 156 | 7700045 | 152 |
| 990130 | 308 | 994203 | 53 | 4004314 | 259 | 7210141 | 90 | 7500013 | 156 | 7700046 | 152 |
| 990135 | 308 | 994303 | 53 | 4004316 | 259 | 7210142 | 90 | 7500015 | 160 | 7700050 | 152 |
| 990141 | 308, 344, 345 | 994403 | 53 | 4004327 | 259 | 7212121 | 90 | 7500020 | 161 | 7700061 | 152 |
| 990143 | 313 | 994503 | 53 | 4004347 | 259 | 7212122 | 90 | 7500021 | 161 | 7700062 | 152 |
| 990145 | 308, 343 | 998860 | 97, 309 | 4004421 | 259 | 7214101 | 90 | 7500022 | 161 | 7700063 | 152 |
| 990163 | 308 | 998880 | 97, 309 | 4004437 | 259 | 7214102 | 90 | 7500023 | 161 | 7700064 | 152 |
| 990165 | 308 | 998890 | 97, 309 | 4005705 | 258 | 7214131 | 90 | 7500025 | 161 | 7700065 | 152 |
| 990168 | 308 | 999003 | 54 | 4005737 | 258 | 7214132 | 90 | 7500026 | 161 | 7700066 | 152 |
| 990170 | 309, 352 | 999103 | 54 | 4005791 | 258 | 7216121 | 90 | 7500027 | 161 | 7700067 | 152 |
| 990172 | 309 | 999203 | 54 | 4005897 | 258 | 7300000 | 162 | 7500028 | 161 | 7700100 | 159 |
| 990174 | 308 | 999303 | 54 | 4008660 | 261 | 7300001 | 145 | 7500029 | 161 | 7700110 | 159 |
| 990198 | 308 | 999403 | 54 | 4008690 | 261 | 7300002 | 145 | 7500030 | 160 | 7700115 | 159 |
| 990200 | 317 | 999503 | 54 | 4008917 | 262 | 7300012 | 144 | 7500031 | 160 | 7700200 | 159 |
| 990225 | 313 | 999603 | 54 | 4008925 | 262 | 7300013 | 144 | 7500036 | 161 | 7700300 | 152 |
| 990230 | 313 | 999703 | 54 | 4009090 | 261 | 7300015 | 144 | 7500037 | 161 | 7700301 | 152 |
| 990235 | 314 | 1101425 | 281 | 4009510 | 262 | 7300018 | 144 | 7500038 | 161 | 7700302 | 152 |
| 990236 | 314 | 1101426 | 281 | 4017021 | 261 | 7300020 | 144 | 7500039 | 161 | 7700303 | 152 |
| 990239 | 314 | 1101428 | 281 | 4066010 | 262 | 7300021 | 145 | 7500050 | 161 | 7700304 | 152 |
| 990240 | 314 | 1231402 | 329 | 4085225 | 261 | 7300022 | 144 | 7500066 | 161 | 7700305 | 152 |
| 990245 | 314 | 1231403 | 329 | 5040140 | 25 | 7300027 | 144 | 7500067 | 161 | 7700320 | 152 |
| 990250 | 355 | 1236413 | 329 | 7000007 | 149 | 7300028 | 144 | 7500071 | 159 | 7700321 | 152 |
| 990255 | 355 | 1239010 | 326 | 7000012 | 149 | 7300029 | 144 | 7500073 | 159 | 7700322 | 152 |
| 990260 | 355 | 1239011 | 326 | 7000018 | 149 | 7300033 | 144 | 7500074 | 160 | 7700323 | 152 |
| 990261 | 355 | 1239012 | 326 | 7000019 | 149 | 7300037 | 144 | 7500075 | 160 | 7700324 | 152 |
| 990265 | 355 | 1239013 | 326 | 7000022 | 149 | 7300038 | 145 | 7500076 | 161 | 7700325 | 152 |
| 990270 | 355 | 1239014 | 326 | 7000023 | 149 | 7300045 | 144 | 7500077 | 161 | 7700400 | 152 |
| 990275 | 355 | 1239015 | 326 | 7000024 | 149 | 7300047 | 144 | 7500078 | 161 | 7700401 | 152 |
| 990280 | 355 | 1239016 | 326 | 7000026 | 149 | 7300048 | 145 | 7500079 | 161 | 7700403 | 152 |
| 990285 | 316 | 1239039 | 326 | 7000030 | 149 | 7300050 | 144 | 7500087 | 160 | 7700404 | 152 |
| 990305 | 115, 119 | 1239040 | 326 | 7000042 | 149 | 7300051 | 144 | 7500089 | 160 | 7710003 | 152 |
| 990315 | 115, 119 | 1239103 | 326 | 7000044 | 149 | 7300054 | 145 | 7500090 | 160 | 7710018 | 152 |
| 990350 | 115, 119 | 1239104 | 326 | 7000054 | 149 | 7300055 | 145 | 7500092 | 160 | 7710028 | 152 |
| 990365 | 316 | 1239105 | 326 | 7100001 | 163 | 7300057 | 145 | 7500098 | 160 | 7800001 | 176 |
| 990375 | 128 | 1239106 | 326 | 7100002 | 163 | 7300063 | 144 | 7500450 | 177 | 7800002 | 176 |
| 990630 | 313 | 1239108 | 326 | 7100003 | 163 | 7300067 | 145 | 7500700 | 160 | 7800007 | 176 |
| 990980 | 319 | 1239109 | 326 | 7100004 | 163 | 7300068 | 144 | 7500705 | 160 | 7800010 | 176 |
| 991009 | 313 | 1239219 | 326 | 7100005 | 163 | 7300103 | 144 | 7500710 | 160 | 7800012 | 176 |
| 991050 | 322 | 1239220 | 326 | 7100006 | 159 | 7300125 | 144 | 7500715 | 160 | 7800013 | 176 |
| 991065 | 83 | 1239222 | 326 | 7100008 | 165 | 7300126 | 144 | 7501014 | 102 | 7800019 | 176 |
| 991085 | 83, 317 | 1239225 | 326 | 7100010 | 163 | 7300128 | 144 | 7501018 | 102 | 7800021 | 176 |

| part no. | page | part no. | page | part no. | page | part no. | page | part no. | page | part no. | page |
|----------|----------|----------|----------|----------|---------|----------|----------|----------|---------|----------|---------|
| 7800028 | 152 | 9990773 | 312 | 12201109 | 69 | 12451047 | 329 | 14064100 | 99, 352 | 14663200 | 99 |
| 7800046 | 152 | 9990825 | 312 | 12201200 | 69 | 12451048 | 329 | 14064199 | 100 | 14664100 | 99 |
| 7800092 | 152 | 9990969 | 312 | 12202202 | 69, 316 | 12451049 | 329 | 14064200 | 99, 352 | 14664200 | 99 |
| 7900003 | 177 | 9991018 | 351 | 12202204 | 69, 316 | 12451055 | 327 | 14064299 | 100 | 14666100 | 99 |
| 7900007 | 148 | 9991019 | 351 | 12202206 | 69, 316 | 12451088 | 329 | 14066100 | 99, 352 | 14666200 | 99 |
| 7900009 | 148 | 9991426 | 311, 351 | 12310300 | 325 | 12451097 | 328 | 14066199 | 100 | 14668100 | 99 |
| 7900010 | 148 | 9991486 | 311 | 12310308 | 325 | 12451098 | 328 | 14066200 | 99, 352 | 14668200 | 99 |
| 7900014 | 177 | 9991489 | 311 | 12310312 | 325 | 12451099 | 328 | 14066299 | 100 | 14990006 | 101 |
| 7900016 | 177 | 9991492 | 311 | 12310320 | 325 | 12451169 | 329 | 14068100 | 99, 352 | 14990009 | 101 |
| 7900017 | 160 | 9991498 | 311 | 12310330 | 325 | 12451170 | 329 | 14068199 | 100 | 14990600 | 101 |
| 7900020 | 176 | 9991502 | 311 | 12310340 | 325 | 12451178 | 329 | 14068200 | 99, 352 | 14990900 | 101 |
| 7900021 | 176 | 9991513 | 311 | 12310351 | 325 | 12452118 | 327 | 14068299 | 100 | 14991600 | 101 |
| 7900065 | 149 | 9991528 | 311, 351 | 12310360 | 325 | 12452120 | 327 | 14082100 | 101 | 14991602 | 101 |
| 7900070 | 160 | 9991529 | 311 | 12310372 | 325 | 12452124 | 327 | 14082200 | 101 | 14991900 | 101 |
| 7900071 | 160 | 9995004 | 312 | 12310400 | 325 | 12452130 | 327 | 14084100 | 101 | 14991902 | 101 |
| 7900081 | 144 | 9997040 | 312 | 12310408 | 325 | 12452136 | 327 | 14084200 | 101 | 14991904 | 101 |
| 8000203 | 158 | 9998021 | 313 | 12310412 | 325 | 12452140 | 327 | 14114017 | 99, 352 | 15000012 | 95 |
| 8000204 | 158 | 12016160 | 332 | 12310420 | 325 | 12452148 | 327 | 14114020 | 352 | 15000016 | 95 |
| 8000205 | 158 | 12016170 | 332 | 12310430 | 325 | 12452160 | 327 | 14114025 | 352 | 15041210 | 96 |
| 8000206 | 158 | 12016180 | 332 | 12310440 | 325 | 12452172 | 327 | 14114100 | 97, 309 | 15041220 | 96 |
| 8000275 | 137 | 12016190 | 332 | 12310451 | 325 | 12453218 | 327 | 14132042 | 100 | 15042100 | 96 |
| 8000370 | 188 | 12016210 | 332 | 12310460 | 325 | 12453220 | 327 | 14141210 | 100 | 15042200 | 96 |
| 8000399 | 23 | 12016220 | 332 | 12310472 | 325 | 12453224 | 327 | 14141220 | 100 | 15043100 | 96 |
| 8000424 | 152 | 12016240 | 332 | 12310500 | 325 | 12453230 | 327 | 14142100 | 100 | 15043200 | 96 |
| 8000425 | 152 | 12019160 | 332 | 12310508 | 325 | 12453236 | 327 | 14142200 | 100 | 15044100 | 96 |
| 8000426 | 152 | 12019170 | 332 | 12310512 | 325 | 12453240 | 327 | 14143100 | 100 | 15044200 | 96 |
| 8000427 | 152 | 12019180 | 332 | 12310520 | 325 | 12453248 | 327 | 14143200 | 100 | 15046100 | 96 |
| 8100020 | 310 | 12019200 | 332 | 12310530 | 325 | 12453260 | 327 | 14144100 | 100 | 15046200 | 96 |
| 9020250 | 263, 264 | 12019210 | 332 | 12310540 | 325 | 12453272 | 327 | 14144200 | 100 | 15048100 | 96 |
| 9062150 | 263, 264 | 12019220 | 332 | 12310551 | 325 | 12456600 | 328 | 14146100 | 100 | 15048200 | 96 |
| 9100166 | 263 | 12019240 | 332 | 12310560 | 325 | 12457700 | 328 | 14146200 | 100 | 15061210 | 95 |
| 9100174 | 263 | 12019260 | 332 | 12310600 | 325 | 12490000 | 329 | 14148100 | 100 | 15061220 | 95 |
| 9100176 | 263 | 12019280 | 332 | 12310608 | 325 | 12490001 | 329 | 14148200 | 100 | 15062100 | 95 |
| 9100182 | 263 | 12030110 | 332 | 12310612 | 325 | 12490002 | 329 | 14161210 | 99, 352 | 15062200 | 95 |
| 9100438 | 263, 264 | 12030130 | 332 | 12310620 | 325 | 12490003 | 329 | 14161220 | 99, 352 | 15063100 | 95 |
| 9100689 | 263 | 12030150 | 332 | 12310630 | 325 | 12490004 | 329 | 14162100 | 99, 352 | 15063200 | 95 |
| 9102033 | 263 | 12030160 | 332 | 12310640 | 325 | 13061061 | 336 | 14162122 | 100 | 15064100 | 95 |
| 9103684 | 263 | 12030180 | 332 | 12310651 | 325 | 13061071 | 336 | 14162200 | 99, 352 | 15064200 | 95 |
| 9200001 | 263 | 12030190 | 332 | 12310660 | 325 | 13061091 | 336 | 14163100 | 99, 352 | 15066100 | 95 |
| 9700016 | 312 | 12030200 | 332 | 12320312 | 325 | 13061111 | 336 | 14163200 | 99, 352 | 15066200 | 95 |
| 9700038 | 312 | 12030221 | 332 | 12320360 | 325 | 13062080 | 333, 336 | 14164100 | 99, 352 | 15068100 | 95 |
| 9708212 | 312 | 12030240 | 332 | 12320412 | 325 | 13062421 | 336 | 14164200 | 99, 352 | 15068200 | 95 |
| 9715440 | 264 | 12030260 | 332 | 12320460 | 325 | 13062422 | 336 | 14166100 | 99, 352 | 15082100 | 96 |
| 9772599 | 15 | 12030280 | 332 | 12320512 | 325 | 13062711 | 336 | 14166200 | 99, 352 | 15082200 | 96 |
| 9900400 | 315 | 12110845 | 353 | 12320560 | 325 | 13062712 | 336 | 14168100 | 99, 352 | 15084100 | 96 |
| 9900404 | 315 | 12110846 | 353 | 12320612 | 325 | 13064013 | 333 | 14168200 | 99, 352 | 15084200 | 96 |
| 9900408 | 315 | 12110847 | 353 | 12320660 | 325 | 13064085 | 333 | 14182100 | 101 | 15110001 | 309 |
| 9900412 | 315 | 12121725 | 331 | 12340312 | 325 | 13064112 | 333 | 14182200 | 101 | 15112000 | 97, 309 |
| 9900420 | 210 | 12121726 | 331 | 12340360 | 325 | 13064132 | 333 | 14184100 | 101 | 15114050 | 309 |
| 9900431 | 210 | 12121727 | 331 | 12350312 | 325 | 13064212 | 333 | 14184200 | 101 | 15115610 | 97, 309 |
| 9900433 | 210 | 12124014 | 331 | 12441004 | 328 | 13064232 | 333 | 14441210 | 99 | 15116000 | 97, 309 |
| 9900435 | 317 | 12124038 | 331 | 12441014 | 328 | 13064316 | 333 | 14441220 | 99 | 15116010 | 97, 309 |
| 9900437 | 214 | 12124048 | 331 | 12441015 | 328 | 13065016 | 333 | 14442100 | 99 | 15116050 | 309 |
| 9900439 | 214 | 12124060 | 331 | 12441016 | 328 | 13065020 | 333 | 14442200 | 99 | 15112000 | 97, 309 |
| 9900501 | 317 | 12124068 | 331 | 12441017 | 328 | 13065133 | 333 | 14443100 | 99 | 15114008 | 309 |
| 9900502 | 317 | 12124078 | 331 | 12441019 | 328 | 13066200 | 333 | 14443200 | 99 | 15114009 | 309 |
| 9900810 | 355 | 12124084 | 331 | 12441023 | 328 | 13066220 | 333 | 14444100 | 99 | 15114010 | 309 |
| 9900811 | 355 | 12124088 | 331 | 12441062 | 328 | 13110054 | 333 | 14444200 | 99 | 15114017 | 95 |
| 9900812 | 355 | 12124100 | 331 | 12441063 | 328 | 14041210 | 100 | 14446100 | 99 | 15114800 | 97, 309 |
| 9900813 | 355 | 12124106 | 331 | 12441064 | 328 | 14041220 | 100 | 14446200 | 99 | 15132042 | 96 |
| 9900814 | 355 | 12124516 | 331 | 12441167 | 329 | 14042100 | 100 | 14448100 | 99 | 15141210 | 96 |
| 9900816 | 355 | 12126250 | 331 | 12441226 | 328 | 14042200 | 100 | 14448200 | 99 | 15141220 | 96 |
| 9900901 | 315 | 12127001 | 331 | 12441227 | 328 | 14043100 | 100 | 14601201 | 101 | 15142100 | 96 |
| 9900905 | 315 | 12127250 | 331 | 12441228 | 328 | 14043200 | 100 | 14601422 | 99, 352 | 15142200 | 96 |
| 9900906 | 315 | 12129409 | 353 | 12441721 | 328 | 14044100 | 100 | 14601622 | 99, 352 | 15143100 | 96 |
| 9900907 | 315 | 12131616 | 331 | 12441736 | 328 | 14044200 | 100 | 14602022 | 100 | 15143200 | 96 |
| 9900916 | 316 | 12133395 | 331 | 12441737 | 328 | 14046100 | 100 | 14602023 | 99 | 15144100 | 96 |
| 9900919 | 316 | 12133405 | 331 | 12441738 | 328 | 14046200 | 100 | 14602024 | 99, 352 | 15144200 | 96 |
| 9900920 | 316 | 12133415 | 331 | 12441739 | 328 | 14048100 | 100 | 14602026 | 99 | 15146100 | 96 |
| 9900922 | 315 | 12133425 | 331 | 12441749 | 328 | 14048200 | 100 | 14602031 | 101 | 15146200 | 96 |
| 9900930 | 317 | 12152250 | 331 | 12441751 | 329 | 14061129 | 100 | 14602041 | 101 | 15148100 | 96 |
| 9900932 | 317 | 12153850 | 331 | 12441799 | 329 | 14061210 | 99, 352 | 14621201 | 101 | 15148200 | 96 |
| 9907100 | 315 | 12200134 | 69 | 12445500 | 328 | 14061220 | 99, 352 | 14621422 | 99, 352 | 15161210 | 95 |
| 9934900 | 316 | 12200178 | 69 | 12451001 | 329 | 14061299 | 100 | 14621622 | 99, 352 | 15161220 | 95 |
| 9990012 | 311, 351 | 12200200 | 69 | 12451009 | 329 | 14062100 | 99, 352 | 14622002 | 100 | 15162100 | 95 |
| 9990032 | 312 | 12200212 | 69 | 12451030 | 327 | 14062112 | 100 | 14622012 | 100 | 15162200 | 95 |
| 9990050 | 312 | 12200214 | 69 | 12451031 | 327 | 14062124 | 100 | 14622013 | 99 | 15163100 | 95 |
| 9990058 | 68 | 12200234 | 69 | 12451032 | 327 | 14062199 | 100 | 14622014 | 99, 352 | 15163200 | 95 |
| 9990060 | 312 | 12200300 | 69 | 12451033 | 327 | 14062200 | 99, 352 | 14622016 | 99 | 15164100 | 95 |
| 9990185 | 312 | 12200312 | 69 | 12451034 | 327 | 14062299 | 100 | 14661210 | 99 | 15164200 | 95 |
| 9990300 | 313 | 12200400 | 69 | 12451035 | 327 | 14063100 | 99, 352 | 14661220 | 99 | 15166100 | 95 |
| 9990339 | 312 | 12200500 | 69 | 12451037 | 329 | 14063199 | 100 | 14662100 | 99 | 15166200 | 95 |
| 9990570 | 312 | 12201100 | 69 | 12451038 | 329 | 14063200 | 99, 352 | 14662200 | 99 | 15168100 | 95 |
| 9990690 | 312 | 12201105 | 69 | 12451039 | 327 | 14063299 | 100 | 14663100 | 99 | 15168200 | 95 |

| part no. | page | part no. | page | part no. | page | part no. | page | part no. | page | part no. | page |
|----------|--------|----------|------|----------|------|----------|----------|----------|--------------|-----------|------|
| 15182100 | 96 | 20001016 | 154 | 27200029 | 142 | 91940210 | 202 | 96034505 | 27 | 98082505 | 29 |
| 15182200 | 96 | 20001017 | 154 | 27200033 | 142 | 91940220 | 202 | 96035505 | 27 | 98083000 | 29 |
| 15184100 | 96 | 20001018 | 154 | 27200035 | 142 | 91940221 | 202 | 96061505 | 28 | 98083005 | 29 |
| 15184200 | 96 | 20001019 | 154 | 27200037 | 142 | 91940230 | 202 | 96062005 | 28 | 98083500 | 29 |
| 15303001 | 122 | 20001020 | 154 | 27200045 | 142 | 91940240 | 202 | 96062505 | 28 | 98083505 | 29 |
| 15303123 | 121 | 20001021 | 154 | 27200049 | 142 | 91940264 | 202 | 96063005 | 28 | 98084500 | 29 |
| 15303224 | 121 | 20001022 | 154 | 27200080 | 142 | 91941110 | 202 | 96063505 | 28 | 98084505 | 29 |
| 15303404 | 121 | 20001023 | 154 | 27200082 | 142 | 91941120 | 202 | 96064505 | 28 | 98085500 | 29 |
| 15303524 | 121 | 20001024 | 154 | 27200105 | 142 | 91941121 | 202 | 96065505 | 28 | 98085505 | 29 |
| 15600401 | 97 | 20001025 | 154 | 27300012 | 142 | 91941130 | 202 | 96066505 | 28 | 305323000 | 282 |
| 15600801 | 97 | 20001026 | 154 | 27300015 | 142 | 91941140 | 202 | 98001505 | 28 | 902409000 | 281 |
| 15601201 | 96, 97 | 20001027 | 154 | 27300020 | 142 | 91941210 | 202 | 98002501 | 28 | 902509000 | 281 |
| 15601422 | 95 | 20001028 | 154 | 27300027 | 142 | 91941220 | 202 | 98002505 | 28 | 902809025 | 281 |
| 15601622 | 95 | 20001029 | 154 | 27300033 | 142 | 91941221 | 202 | 98003001 | 28 | 903209025 | 281 |
| 15602001 | 96 | 20001030 | 154 | 27300045 | 142 | 91941230 | 202 | 98003005 | 28 | 903609025 | 281 |
| 15602021 | 96 | 20001031 | 154 | 27300050 | 142 | 91941240 | 202 | 98003501 | 28 | 905068000 | 283 |
| 15602022 | 96 | 20001032 | 154 | 27300063 | 142 | 91944110 | 202 | 98003505 | 28 | 905205000 | 282 |
| 15602023 | 95 | 20001034 | 154 | 27300103 | 142 | 91944120 | 202 | 98004501 | 28 | 905302000 | 282 |
| 15602024 | 95 | 20001035 | 154 | 27600022 | 153 | 91944121 | 202 | 98004505 | 28 | 905306000 | 282 |
| 15602026 | 95 | 20001036 | 154 | 27700003 | 153 | 91944130 | 202 | 98029501 | 27 | 905307000 | 282 |
| 15602031 | 96, 97 | 20001037 | 154 | 27700024 | 153 | 91944140 | 202 | 98029503 | 27 | 905312000 | 282 |
| 15602041 | 96, 97 | 20001038 | 153 | 27700028 | 153 | 91944210 | 202 | 98029505 | 27, 343 | 905314000 | 282 |
| 15620401 | 97 | 20001039 | 153 | 27700030 | 153 | 91944220 | 202 | 98030001 | 27 | 905324000 | 282 |
| 15620801 | 97 | 20001100 | 162 | 27700044 | 153 | 91944221 | 202 | 98030003 | 27 | 905326000 | 282 |
| 15621201 | 96, 97 | 20001101 | 162 | 27700046 | 153 | 91944230 | 202 | 98030005 | 27 | 905327000 | 282 |
| 15621422 | 95 | 20001103 | 162 | 30073020 | 146 | 91944240 | 202 | 98030501 | 27 | 905328000 | 282 |
| 15621622 | 95 | 20001104 | 162 | 30073115 | 146 | 91945110 | 202 | 98030503 | 27 | 905570000 | 279 |
| 15622002 | 96 | 20001105 | 162 | 30073185 | 146 | 91945120 | 202 | 98030505 | 27, 343 | 905571000 | 279 |
| 15622011 | 96 | 20001106 | 162 | 30073247 | 146 | 91945121 | 202 | 98031501 | 27, 343 | 905701010 | 279 |
| 15622012 | 96 | 20001107 | 162 | 30200102 | 146 | 91945130 | 202 | 98031503 | 27 | 905702010 | 279 |
| 15622013 | 95 | 20001108 | 162 | 37200018 | 146 | 91945140 | 202 | 98031505 | 27, 343 | 905703010 | 279 |
| 15622014 | 95 | 20073020 | 142 | 37200033 | 146 | 91945210 | 202 | 98032501 | 27 | 905703013 | 279 |
| 15622016 | 95 | 20073022 | 142 | 37200035 | 146 | 91945220 | 202 | 98032503 | 27 | 905705000 | 279 |
| 15990400 | 97 | 20073115 | 142 | 37200045 | 146 | 91945221 | 202 | 98032505 | 27, 343 | 905707000 | 279 |
| 15990402 | 97 | 20073120 | 142 | 37200049 | 146 | 91945230 | 202 | 98033501 | 27 | 905708000 | 279 |
| 15990800 | 97 | 20073155 | 142 | 37200080 | 146 | 91945240 | 202 | 98033503 | 27 | 905709000 | 279 |
| 15990802 | 97 | 20073185 | 142 | 90865505 | 342 | 92920412 | 207 | 98033505 | 27 | 905711000 | 279 |
| 15991200 | 97 | 20073246 | 142 | 91029505 | 27 | 92920438 | 207 | 98034501 | 27 | 905722000 | 279 |
| 15991202 | 97 | 20073247 | 142 | 91030505 | 27 | 92920612 | 207 | 98034503 | 27 | 905731010 | 279 |
| 16144203 | 332 | 20073280 | 153 | 91032505 | 27 | 92920638 | 207 | 98034505 | 27 | 905800010 | 280 |
| 19000611 | 319 | 20073281 | 153 | 91033505 | 27 | 92921012 | 207 | 98035501 | 27 | 905801000 | 280 |
| 19006200 | 320 | 20073391 | 153 | 91062005 | 28 | 92921038 | 207 | 98035503 | 27 | 905804001 | 280 |
| 19006650 | 322 | 20073392 | 153 | 91062505 | 28 | 92922012 | 207 | 98035505 | 27 | 905806000 | 280 |
| 19012100 | 266 | 20073429 | 153 | 91063005 | 28 | 92922038 | 207 | 98036501 | 27 | 905849017 | 280 |
| 19012102 | 272 | 20073430 | 153 | 91063505 | 28 | 92922138 | 207 | 98036503 | 27 | 905849019 | 280 |
| 19012104 | 275 | 20403500 | 65 | 91910100 | 209 | 92923038 | 207 | 98036505 | 27 | 905849021 | 280 |
| 19012106 | 269 | 20409625 | 64 | 91910200 | 209 | 92924038 | 207 | 98040548 | 29 | 905849024 | 280 |
| 19012107 | 275 | 20603500 | 65 | 91910400 | 209 | 92940104 | 201 | 98041548 | 29 | 905849027 | 280 |
| 19012113 | 275 | 20609625 | 64 | 91911012 | 207 | 92940106 | 201 | 98042548 | 29 | 905849030 | 280 |
| 19012121 | 254 | 20803500 | 65 | 91911014 | 207 | 92940110 | 201 | 98043548 | 29 | 905849032 | 280 |
| 19012122 | 254 | 20809625 | 64 | 91911038 | 207 | 92940120 | 201 | 98050005 | 27 | 905849033 | 280 |
| 19014102 | 272 | 21003500 | 65 | 91911056 | 207 | 92940121 | 201 | 98050501 | 27 | 905849035 | 280 |
| 19015155 | 313 | 21009625 | 64 | 91912012 | 207 | 92940130 | 201 | 98050505 | 27 | 905849037 | 280 |
| 19015156 | 313 | 21203500 | 65 | 91912014 | 207 | 92940140 | 201 | 98051501 | 27 | 905849039 | 280 |
| 19015157 | 313 | 21209625 | 64 | 91912038 | 207 | 92940204 | 201 | 98051505 | 27 | 905849041 | 280 |
| 19015160 | 335 | 21403500 | 65 | 91912056 | 207 | 92940206 | 201 | 98052501 | 27 | 905849044 | 280 |
| 19015201 | 56 | 21409625 | 64 | 91912112 | 207 | 92940210 | 201 | 98052505 | 27 | 905849048 | 280 |
| 19015209 | 56 | 21603500 | 65 | 91912114 | 207 | 92940220 | 201 | 98053501 | 27 | 905849051 | 280 |
| 19015214 | 56 | 21609625 | 64 | 91912138 | 207 | 92940221 | 201 | 98053505 | 27 | 905850002 | 279 |
| 19064762 | 319 | 21803500 | 65 | 91912156 | 207 | 92940304 | 201, 207 | 98054501 | 27 | 905851002 | 279 |
| 19064830 | 319 | 21809625 | 64 | 91913012 | 207 | 92940306 | 201, 207 | 98054505 | 27 | 905852002 | 279 |
| 19064854 | 318 | 21814002 | 13 | 91913014 | 207 | 92940310 | 201, 207 | 98055501 | 27 | 905855002 | 279 |
| 19064878 | 319 | 21814005 | 13 | 91913038 | 207 | 92940320 | 201 | 98055505 | 27 | 905856002 | 279 |
| 19065271 | 321 | 21814007 | 13 | 91913056 | 207 | 92940330 | 201 | 98056501 | 27 | 905857002 | 279 |
| 19103386 | 323 | 22003500 | 65 | 91914012 | 207 | 92941102 | 201 | 98056505 | 27 | 905857012 | 279 |
| 19104444 | 319 | 22009625 | 64 | 91914014 | 207 | 92941110 | 201 | 98059501 | 27 | 905858002 | 279 |
| 19105526 | 323 | 22203500 | 65 | 91914038 | 207 | 92941120 | 201 | 98059505 | 27 | 905862000 | 280 |
| 19107018 | 318 | 22209625 | 64 | 91914056 | 207 | 92941202 | 201 | 98061501 | 28, 342 | 905865000 | 280 |
| 19200382 | 322 | 22403500 | 65 | 91921012 | 207 | 92941210 | 201 | 98061505 | 28, 342 | 905867000 | 280 |
| 20001001 | 154 | 22409625 | 64 | 91921038 | 207 | 92941220 | 201 | 98062001 | 28 | 905893000 | 279 |
| 20001002 | 154 | 22603500 | 65 | 91922012 | 207 | 92944110 | 201 | 98062005 | 28 | 905895000 | 279 |
| 20001003 | 154 | 22609625 | 64 | 91922038 | 207 | 92944120 | 201 | 98062501 | 28, 342 | 905901000 | 280 |
| 20001004 | 154 | 22803500 | 65 | 91922112 | 207 | 92944210 | 201 | 98062505 | 28, 342 | 905902000 | 280 |
| 20001005 | 154 | 22809625 | 64 | 91922138 | 207 | 92944220 | 201 | 98063001 | 28 | 905916000 | 280 |
| 20001006 | 154 | 23003500 | 65 | 91923038 | 207 | 92945110 | 201 | 98063005 | 28 | 905918000 | 280 |
| 20001007 | 154 | 23009625 | 64 | 91924012 | 207 | 92945120 | 201 | 98063501 | 28, 342 | 905966000 | 280 |
| 20001008 | 154 | 23203500 | 65 | 91924038 | 207 | 92945210 | 201 | 98063505 | 28, 342, 343 | 908323000 | 279 |
| 20001009 | 154 | 23209625 | 64 | 91926438 | 207 | 92945220 | 201 | 98064501 | 28, 342 | 909004000 | 283 |
| 20001010 | 154 | 23303500 | 65 | 91940110 | 202 | 96029505 | 27 | 98064505 | 28, 342, 343 | 909306000 | 283 |
| 20001011 | 154 | 23803500 | 65 | 91940120 | 202 | 96030005 | 27 | 98065501 | 28, 342 | 909331000 | 283 |
| 20001012 | 154 | 24009625 | 64 | 91940121 | 202 | 96030505 | 27 | 98065505 | 28 | 909334000 | 283 |
| 20001013 | 154 | 24809625 | 64 | 91940130 | 202 | 96031505 | 27 | 98066501 | 28 | 909342000 | 283 |
| 20001014 | 154 | 25009625 | 64 | 91940140 | 202 | 96032505 | 27 | 98066505 | 28 | 909506003 | 282 |
| 20001015 | 154 | 27200018 | 142 | 91940164 | 202 | 96033505 | 27 | 98082500 | 29 | 909510000 | 282 |

| part no. | page | part no. | page | part no. | page | part no. | page | part no. | page | part no. | page |
|------------|------|-------------|----------|----------------|----------|-------------|----------|-------------|--------------|---------------|----------|
| 909518000 | 318 | 22015DL | 338 | 612DL | 204 | 83148DL | 13 | 96004R | 98 | ECCO210 | 285 |
| 909520000 | 282 | 22021DL | 338 | 6364CRV | 270 | 83163DL | 13 | 96005R | 98 | ECCO2700003E | 245 |
| 909532000 | 282 | 22022DL | 68 | 701DL | 34 | 83181DL | 13 | 96008R | 98 | ECCO3410LBA | 244 |
| 909533000 | 282 | 22031DL | 333 | 702DL | 34 | 83188DL | 13 | 96010R | 98 | ECCO3435A | 244 |
| 909540000 | 283 | 22032DL | 337 | 703DL | 34 | 84188DL | 13 | 961DL | 94 | ECCO3510A | 248 |
| 909770000 | 281 | 22034DL | 337 | 704DL | 34 | 85018DL | 103 | 964DL | 94 | ECCO37038AS | 244 |
| 909772000 | 281 | 22035DL | 337 | 705DL | 34 | 85020DL | 103 | 966405LF | 83 | ECCO3811A | 249 |
| 909776000 | 281 | 22037DL | 338 | 706DL | 34 | 85046DL | 103 | 966415LF | 83 | ECCO3811C | 249 |
| 103ELRV | 273 | 22041DL | 337 | 707DL | 34 | 85048DL | 103, 353 | 966425LF | 83 | ECCO3861C | 249 |
| 103RV | 273 | 2204DL | 68 | 708DL | 34 | 85050DL | 103, 353 | 966435LF | 83 | ECCO3910A | 247 |
| 112705DL | 24 | 2206DL | 68 | 709DL | 34 | 85305DL | 36 | 966465LF | 83 | ECCO3920A | 247 |
| 115505DL | 24 | 2208DL | 68 | 710DL | 34 | 85510DL | 39 | 966475LF | 83 | ECCO3931A | 247 |
| 120405DL | 24 | 2212DL | 68 | 7110DL | 130 | 85705DL | 36 | 966485LF | 83 | ECCO3932A | 247 |
| 120705DL | 24 | 2214DL | 68 | 7112DL | 130 | 85710DL | 39 | 966495LF | 83 | ECCO3932R | 247 |
| 12451030B | 327 | 2216DL | 68 | 71182DL | 133 | 85810DL | 39 | 966505LF | 83 | ECCO3945 | 247 |
| 12451030R | 327 | 2218DL | 68 | 72006DL | 131, 132 | 85905DL | 36 | 966515LF | 83 | ECCO3945B | 247 |
| 12451031B | 327 | 2222DL | 68 | 722DL | 34 | 85910DL | 39 | 966525LF | 83 | ECCO3945R | 247 |
| 12451031R | 327 | 2241DL | 335 | 73010DL | 302 | 86008 | 0 | 966535LF | 83 | ECCO3965A | 247 |
| 12451032B | 327 | 2243DL | 335 | 73100DL | 177 | 86701DL | 36 | 966545LF | 83 | ECCO3965AA | 247 |
| 12451032R | 327 | 2244DL | 335 | 73170DL | 150 | 87025DL | 120, 349 | 966555LF | 83 | ECCO3965AC | 247 |
| 12451035B | 327 | 2363DL | 68 | 73174DL | 150 | 88060DL | 140 | 966565LF | 83 | ECCO3965R | 247 |
| 12451035R | 327 | 2364DL | 68 | 73240DL | 147 | 88302DL | 36 | 966605LF | 76 | ECCO450 | 286 |
| 12451039B | 327 | 2365DL | 68 | 73242DL | 147 | 88502DL | 36 | 966615LF | 76, 346 | ECCO505 | 285 |
| 12451039R | 327 | 2368DL | 68 | 73274DL | 143 | 88702DL | 36 | 966625LF | 76, 346 | ECCO5135B | 243 |
| 124ARV | 267 | 2369DL | 68 | 73275DL | 147 | 88805DL | 114, 349 | 966635LF | 76, 346 | ECCO5135CVM | 243 |
| 124ARV-25 | 267 | 2370DL | 68 | 73282DL | 155 | 88810DL | 114, 349 | 966645LF | 76 | ECCO5135R | 243 |
| 125A | 268 | 2371DL | 68 | 73284DL | 155 | 88825DL | 114, 349 | 966715LF | 79 | ECCO5150ACC | 243 |
| 126A | 268 | 2374DL | 68 | 73312DL | 157 | 8921LF | 346 | 966725LF | 79 | ECCO520 | 285 |
| 127A | 268 | 2377DL | 68 | 73355DL | 156 | 8922LF | 346 | 966735LF | 79 | ECCO530 | 285 |
| 128A | 268 | 2378DL | 68 | 73387DL | 175 | 8923LF | 346 | 966745LF | 79 | ECCO5350CAA | 243 |
| 12BKT | 275 | 2502DL | 61, 63 | 73388DL | 175 | 892LF | 346 | 966755LF | 79 | ECCO5580CAV | 242 |
| 12VADRV | 275 | 25032DL | 61, 63 | 73390DL | 152 | 8941LF | 346 | 966765LF | 79 | ECCO5580A | 243 |
| 12VPGRV | 275 | 2503DL | 61, 63 | 73421DL | 155 | 8942LF | 346 | 966815LF | 79 | ECCO5580AMG | 243 |
| 12VPRV | 275 | 25042DL | 61, 63 | 73424DL | 155 | 8943LF | 346 | 966835LF | 79 | ECCO5580AVM | 243 |
| 12VRCRV | 275 | 2504DL | 61, 63 | 73425DL | 175 | 894LF | 346 | 966855LF | 79 | ECCO5580CA | 243 |
| 12VXTRV | 275 | 255PPRV | 266 | 73428DL | 155 | 90103RN | 273 | 971065LF | 83 | ECCO5580CAHBT | 243 |
| 150BBIRV | 272 | 2602DL | 52 | 73435DL | 175 | 90104SPP | 267 | 971085LF | 83 | ECCO5580CAVM | 243 |
| 150BBIW.RV | 272 | 2634DL | 52 | 73455DL | 167 | 90105SPP | 267 | 971105LF | 83 | ECCO5585AHBT | 243 |
| 1530ARV | 268 | 273274DL | 142 | 73553DL | 157 | 90106A | 267 | 971105LF | 346, 347 | ECCO5585AVM | 243 |
| 153125DL | 85 | 273282DL | 153 | 75027R | 102 | 90110A | 267 | 971145LF | 83 | ECCO5585CACMG | 243 |
| 169AYRV | 267 | 273421DL | 153 | 75029R | 102 | 90111A | 267 | 971385LF | 83 | ECCO5585CAG | 243 |
| 172405DL | 24 | 273424DL | 153 | 75030R | 102 | 90115A | 267 | 971565LF | 83 | ECCO5585CAGVM | 243 |
| 172ARV | 268 | 275DL | 344 | 75032R | 102 | 90117A | 267 | 972065LF | 83 | ECCO5585CAHBT | 243 |
| 1773US | 33 | 27600023^ | 153 | 75034R | 102 | 90118A | 267 | 972085LF | 83 | ECCO5585CR | 243 |
| 1774US | 33 | 278LF | 347 | 75036R | 102 | 90121A | 267 | 972085LF | 347 | ECCO5590CA | 242 |
| 1776US | 33 | 3015ARV | 268 | 75038R | 102 | 90123A | 267 | 972105LF | 83, 346, 347 | ECCO5590CAG | 242 |
| 1778US | 33 | 301ELRV | 272 | 75040R | 102 | 90150SPP | 267 | 972145LF | 83, 346, 347 | ECCO5590CB | 242 |
| 1779US | 33 | 303SSEL-BRV | 272 | 7700006DL | 152 | 90305CRCN | 270 | 972385LF | 83, 346, 347 | ECCO5590CGVM | 242 |
| 1780US | 33 | 304EL-BRV | 272 | 7700008DL | 152 | 90305CRPN | 269 | 972565LF | 83, 347 | ECCO575 | 286 |
| 1782US | 33 | 305CRV | 270 | 7700009DL | 152 | 90305CRR | 270 | 973065LF | 83 | ECCO580 | 285 |
| 1783US | 33 | 30ARVKIT | 269 | 7700014DL | 152 | 9050AAX | 277 | 973085LF | 83 | ECCO5810A | 242 |
| 1784US | 33 | 30MPRV | 269 | 7700015DL | 152 | 906055DL | 203 | 973105LF | 83, 346, 347 | ECCO5813A | 242 |
| 1786US | 33 | 30RPCRV | 266 | 7700020DL | 152 | 906364CRN | 270 | 973125LF | 83 | ECCO5813AMG | 242 |
| 1788US | 33 | 30SPPRV | 266 | 7700031DL | 152 | 906369CR | 270 | 973145LF | 83, 346, 347 | ECCO5813R | 242 |
| 1789US | 33 | 3123DL | 26 | 7700048DL | 152 | 907420CR | 273 | 973385LF | 83, 346, 347 | ECCO5813RMG | 242 |
| 1790US | 33 | 3125DL | 26 | 773US | 33 | 907717N | 273 | 973565LF | 83 | ECCO5816A | 242 |
| 1822US | 33 | 3165DL | 26 | 774US | 33 | 907788CR | 273 | 977715LF | 79, 347 | ECCO5816B | 242 |
| 1901US | 33 | 330DL | 335 | 776US | 33 | 90EMSHW30C | 277 | 97771DL | 15 | ECCO5840A | 242 |
| 1902US | 33 | 331DL | 335 | 778US | 33 | 90EMSHW50C | 277 | 977725LF | 79, 347 | ECCO585 | 285 |
| 1903US | 33 | 361DL | 334 | 779US | 33 | 90EMSLCHW30 | 277 | 977735LF | 79, 346, 347 | ECCO6221001 | 242 |
| 1904US | 33 | 402065DL | 88 | 782US | 33 | 90EMSLCHW50 | 277 | 977745LF | 79, 346, 347 | ECCO6221003 | 242 |
| 1906US | 33 | 420115DL | 77 | 783US | 33 | 90EMSRDS | 277 | 977755LF | 79, 347 | ECCO6262A | 241 |
| 1908US | 33 | 452385DL | 84, 344 | 784US | 33 | 90RBPCK | 277 | 977765LF | 79, 347 | ECCO6263A | 241 |
| 1909US | 33 | 453385DL | 84, 344 | 786US | 33 | 90RV1450DFR | 278 | 977815LF | 79 | ECCO6267A | 241 |
| 1910US | 33 | 48862HV | 261 | 788US | 33 | 90RV1450P | 278 | 977835LF | 79 | ECCO6267R | 241 |
| 1923US | 33 | 48863HV | 261 | 789US | 33 | 90RV1450R | 277 | 977865LF | 79 | ECCO630N | 286 |
| 1924US | 33 | 48864HV | 261 | 79941 or 79942 | 199 | 90RVTT30DFR | 278 | 980005LF | 76 | ECCO6465A | 241 |
| 1926US | 33 | 5030ARV | 268 | 79944 or 79945 | 199 | 90RVTT30P | 278 | 981005LF | 76, 346, 347 | ECCO6465AHBT | 241 |
| 1928US | 33 | 50SPPRV | 266 | 80000DL | 192 | 90RVTT30R | 277 | 982005LF | 76, 346, 347 | ECCO6465AMG | 241 |
| 1929US | 33 | 5102DL | 51 | 80001DL | 192 | 90S1530 | 268 | 983005LF | 76, 346, 347 | ECCO6465B | 241 |
| 1930US | 33 | 5369CR | 270 | 80002DL | 192 | CURT55384 | 268 | CURT55384 | 304 | ECCO6465C | 241 |
| 1932US | 33 | 5369DL | 211 | 80004DL | 192 | 90S2015 | 268 | CURT55415 | 304 | ECCO6465CMG | 241 |
| 1934US | 33 | 5378DL | 211 | 80006DL | 192 | 90S2030 | 268 | CURT55515 | 304 | ECCO6465G | 241 |
| 1936US | 33 | 5613DL | 212, 213 | 80007DL | 192 | 90S3015 | 268 | CURT55664 | 304 | ECCO6465GMG | 241 |
| 1PCMRV | 267 | 60044DL | 47 | 80008DL | 192 | 90SSP30X | 278 | CURT55774 | 304 | ECCO6465R | 241 |
| 1RPCR | 267 | 60063DL | 47 | 80500DL | 196 | 90SSP30XL | 278 | CURT556515 | 304 | ECCO6570A | 242 |
| 20073432^ | 153 | 603DL | 210 | 811LF | 346 | 90SSP50X | 278 | CURT556574 | 304 | ECCO6570AVM | 242 |
| 200892LF | 346 | 604DL | 210 | 8121DL | 12 | 90SSP50XL | 278 | CURT57100 | 304 | ECCO6570C | 242 |
| 200BBI.RV | 272 | 605DL | 210 | 813LF | 346 | 931110LF | 76 | CURT57101 | 304 | ECCO6950C | 240 |
| 200BBIW.RV | 272 | 606DL | 210 | 82181DL | 13 | 931115LF | 76 | CURT57102 | 304 | ECCO7160CAVM | 240 |
| 2025DL | 63 | 607DL | 210 | 82182DL | 13 | 932225LF | 76 | ECCO201120 | 287 | ECCO7460AVM | 239 |
| 2145DL | 26 | 608DL | 210 | 82183DL | 13 | 933335LF | 76 | ECCO204120 | 287 | ECCO7660A | 239, 240 |
| 22002DL | 338 | 610DL | 214 | 822DL | 36 | 96000R | 98 | ECCO208120 | 287 | ECCO7660AVM | 239 |
| 22010DL | 338 | 611DL | 204 | 83147DL | 13 | 96002R | 98 | ECCO209120E | 287 | ECCO7660B | 239 |

| part no. | page | part no. | page | part no. | page | part no. | page | part no. | page | part no. | page |
|------------------|----------|---------------|------|----------------|------|----------|------|----------|------|----------|------|
| ECCO7660BVM | 239 | ECCOED0004C | 250 | ECCOEW2110 | 251 | | | | | | |
| ECCO7660CAVM | 239 | ECCOED0004R | 250 | ECCOEW2112DEU | 251 | | | | | | |
| ECCO7660CC | 239, 240 | ECCOED0011C | 250 | ECCOEW2330 | 252 | | | | | | |
| ECCO7660CCVM | 239 | ECCOED3315A | 244 | ECCOEW2331 | 252 | | | | | | |
| ECCO7660G | 239 | ECCOED3701AC | 250 | ECCOEW2401 | 251 | | | | | | |
| ECCO7660R | 239, 240 | ECCOED3702AG | 250 | ECCOEW2403 | 251 | | | | | | |
| ECCO7660RVM | 239 | ECCOED3702AGW | 250 | ECCOEW2409 | 252 | | | | | | |
| ECCO7945A | 240 | ECCOED3703A | 248 | ECCOEW2411 | 252 | | | | | | |
| ECCO7945AVM | 240 | ECCOED3703B | 248 | ECCOEW2440 | 253 | | | | | | |
| ECCO7945B | 240 | ECCOED3703C | 248 | ECCOEW2441 | 253 | | | | | | |
| ECCO7945C | 240 | ECCOED3703G | 248 | ECCOEW2450 | 254 | | | | | | |
| ECCO7945R | 240 | ECCOED3703R | 248 | ECCOEW2451 | 254 | | | | | | |
| ECCO7950A | 240 | ECCOED3704A | 248 | ECCOEW2451MG | 253 | | | | | | |
| ECCO7950AVM | 240 | ECCOED3704AB | 248 | ECCOEW2461CAMO | 252 | | | | | | |
| ECCO7950B | 240 | ECCOED3704AC | 248 | ECCOEW2470 | 251 | | | | | | |
| ECCO7950CVM | 240 | ECCOED3704AR | 248 | ECCOEW2471 | 251 | | | | | | |
| ECCO7965A | 239 | ECCOED3704BC | 248 | ECCOEW2481 | 251 | | | | | | |
| ECCO7965BVM | 239 | ECCOED3704C | 248 | ECCOEW2501 | 252 | | | | | | |
| ECCO7965G | 239 | ECCOED3704G | 248 | ECCOEW3108F | 255 | | | | | | |
| ECCO7965GVM | 239 | ECCOED3704R | 248 | ECCOEW3136 | 255 | | | | | | |
| ECCO7965R | 239 | ECCOED3704RB | 248 | ECCOEW3149 | 255 | | | | | | |
| ECCO7970G | 239 | ECCOED3704RC | 248 | ECCOEW3208F | 255 | | | | | | |
| ECCO7970R | 239 | ECCOED3744AB | 248 | ECCOEW3208S | 255 | | | | | | |
| ECCO7980A | 241 | ECCOED3744AC | 248 | ECCOEW3225 | 255 | | | | | | |
| ECCO820N | 286 | ECCOED3744AR | 248 | ECCOEW3233 | 255 | | | | | | |
| ECCO830N | 286 | ECCOED3744BC | 248 | ECCOEW3242 | 255 | | | | | | |
| ECCO840N | 286 | ECCOED3744RB | 248 | ECCOEW3312F | 255 | | | | | | |
| ECCO850N | 286 | ECCOED3744RC | 248 | ECCOEW3312S | 255 | | | | | | |
| ECCO872N | 287 | ECCOED3755AB | 248 | ECCOEW3324 | 255 | | | | | | |
| ECCO876N | 287 | ECCOED3755AC | 248 | ECCOEW3336 | 255 | | | | | | |
| ECCO9011A | 249 | ECCOED3755AR | 248 | ECCOEW4002NA | 252 | | | | | | |
| ECCO9011C | 249 | ECCOED3755BC | 248 | ECCOFH575 | 285 | | | | | | |
| ECCO9013A | 249 | ECCOED3755RB | 248 | ECCOFH577 | 285 | | | | | | |
| ECCO9013C | 249 | ECCOED3755RC | 248 | ECCOK7000B | 288 | | | | | | |
| ECCO9014A | 249 | ECCOED3766AC | 250 | ECCOM7000B | 288 | | | | | | |
| ECCO9014C | 249 | ECCOED3766RBA | 250 | ECCOSA901N | 286 | | | | | | |
| ECCO9021BB | 249 | ECCOED3777A | 247 | ECCOSA914N | 287 | | | | | | |
| ECCO9021RR | 249 | ECCOED3777AW | 247 | ECCOSA920 | 287 | | | | | | |
| ECCO9022BB | 249 | ECCOED3777G | 247 | ECCOSA931N | 286 | | | | | | |
| ECCO9022RR | 249 | ECCOED3777W | 247 | ECCOSA940 | 286 | | | | | | |
| ECCO9031A | 249 | ECCOED3788A | 248 | ECCOSA950 | 285 | | | | | | |
| ECCO9660 | 249 | ECCOED3788AB | 248 | ECCOSA955 | 286 | | | | | | |
| ECCOC2013B | 288 | ECCOED3788AC | 248 | ECCOSW30 | 287 | | | | | | |
| ECCOCT5302LDW | 285 | ECCOED3788B | 248 | RWSK | 278 | | | | | | |
| ECCODF532 | 285 | ECCOED3788BC | 248 | TV97 | 269 | | | | | | |
| ECCODT500 | 285 | ECCOED3788C | 248 | TVHDRV | 269 | | | | | | |
| ECCODT500FPLWC | 285 | ECCOED3788R | 248 | USBA6 | 269 | | | | | | |
| ECCOE91002 | 252 | ECCOED3788RA | 248 | | | | | | | | |
| ECCOE91005 | 252 | ECCOED3788RB | 248 | | | | | | | | |
| ECCOE91026 | 252 | ECCOED3788RC | 248 | | | | | | | | |
| ECCOE91064 | 253 | ECCOED3789AC | 248 | | | | | | | | |
| ECCOE91082 | 252 | ECCOED3789BA | 248 | | | | | | | | |
| ECCOE91085 | 252 | ECCOED3789BC | 248 | | | | | | | | |
| ECCOE91088 | 253 | ECCOED3789RA | 248 | | | | | | | | |
| ECCOE91091 | 253 | ECCOED3789RB | 248 | | | | | | | | |
| ECCOE91102 | 252 | ECCOED3789RC | 248 | | | | | | | | |
| ECCOE92004 | 251 | ECCOED9215AW | 249 | | | | | | | | |
| ECCOE92005 | 251 | ECCOED9215BW | 249 | | | | | | | | |
| ECCOE92007 | 251 | ECCOED9215RB | 249 | | | | | | | | |
| ECCOE92007MG | 251 | ECCOED9215RW | 249 | | | | | | | | |
| ECCOE92013 | 253 | ECCOEW0111 | 245 | | | | | | | | |
| ECCOEA6100 | 286 | ECCOEW0116 | 245 | | | | | | | | |
| ECCOEA9724 | 286 | ECCOEW0117 | 245 | | | | | | | | |
| ECCOEB7180A | 240 | ECCOEW0118 | 245 | | | | | | | | |
| ECCOEB7180CA-VM | 240 | ECCOEW0200 | 245 | | | | | | | | |
| ECCOEB7185AAA-VM | 240 | ECCOEW0202 | 245 | | | | | | | | |
| ECCOEB7260A | 241 | ECCOEW0204 | 245 | | | | | | | | |
| ECCOEB7930A | 241 | ECCOEW0205 | 245 | | | | | | | | |
| ECCOEB7930B | 241 | ECCOEW0220 | 245 | | | | | | | | |
| ECCOEB7930C | 241 | ECCOEW0221 | 245 | | | | | | | | |
| ECCOEB7930R | 241 | ECCOEW0240 | 245 | | | | | | | | |
| ECCOEC2014-WC | 288 | ECCOEW0241 | 245 | | | | | | | | |
| ECCOEC2014C | 288 | ECCOEW0400 | 245 | | | | | | | | |
| ECCOEC4210BK | 288 | ECCOEW0600 | 245 | | | | | | | | |
| ECCOEC5603K | 288 | ECCOEW0602 | 245 | | | | | | | | |
| ECCOEC5603M | 288 | ECCOEW0700 | 246 | | | | | | | | |
| ECCOEC5605-WK | 288 | ECCOEW0701 | 246 | | | | | | | | |
| ECCOEC7003K | 288 | ECCOEW0800 | 246 | | | | | | | | |
| ECCOEC7008WK | 288 | ECCOEW0801 | 246 | | | | | | | | |
| ECCOECTC204 | 288 | ECCOEW0802 | 246 | | | | | | | | |
| ECCOED0001A | 248 | ECCOEW2019 | 253 | | | | | | | | |
| ECCOED0001C | 248 | ECCOEW2020 | 251 | | | | | | | | |
| ECCOED0004A | 250 | ECCOEW2021 | 251 | | | | | | | | |
| | | ECCOEW2102 | 252 | | | | | | | | |

| description | page | description | page |
|--|------|--|------|
| 'Kwik Connect' Jumper..... | 299 | 7-Way Stud Type Junction Box..... | 195 |
| "44" Rosin Core Solder..... | 211 | 8 Function Digital Multimeter..... | 320 |
| "Y" Adapters..... | 267 | 8 Function Digital Multimeter..... | 321 |
| 1000A PowerBar Common Bus Bar..... | 197 | 8-Point Power Distribution Block..... | 192 |
| 100A Dual Bus Common Bus Bars..... | 196 | 8-Point PowerPost Plus Cable Connectors..... | 192 |
| 100A MiniBus Common Bus Bars..... | 196 | 9-Way Round Pin Nylon Trailer Connectors..... | 305 |
| 100A SPST Continuous Duty Plastic Solenoids..... | 189 | 90° Standard Bare Copper Lugs..... | 206 |
| 12 Volt Power Products..... | 275 | 90° Steel Mounting Brackets..... | 236 |
| 12V DC Automotive Tester..... | 317 | 90° Tin Plated Copper Lugs..... | 206 |
| 150A Common Bus Bars..... | 196 | A Series™ Removal Tool..... | 97 |
| 150A DualBus Plus Bus Bars..... | 197 | Accessory Modules..... | 200 |
| 15A Clamp-Lock™ Plug & Connector..... | 271 | Add-A-Battery Kits..... | 174 |
| 15A Flanged Inlet..... | 272 | Adhesive Bases..... | 60 |
| 15A Locking Plug & Connector..... | 271 | Adhesive-Lined Heat Shrink Terminals, Ultra Performance..... | 75 |
| 15A Right Angle Plug..... | 271 | Adhesive-Lined Heat Shrink Terminals, Ultra Performance..... | 76 |
| 15A U-blade Cap & Connector Body..... | 271 | Adhesive-Lined Heat Shrink Terminals, Ultra Performance..... | 78 |
| 2 Bulb Clearance Marker Lights -- Oval..... | 232 | Adhesive-Lined Heat Shrink Terminals, Ultra Performance..... | 79 |
| 2 Bulb Clearance Marker Lights -- Scalloped..... | 232 | Adhesive-Lined Heat Shrink Terminals, Ultra Performance..... | 82 |
| 2 Way Entry Screw Mount Bases..... | 60 | Adhesive-Lined Heat Shrink Terminals, Ultra Performance..... | 83 |
| 2-1 Multi-Wire Crimp & Heat Shrink Terminal Kit – Grab-N-Go Jars..... | 347 | Adhesive-Lined Heat Shrink Terminals, Ultra Performance..... | 86 |
| 2-Position Heavy-duty Master Disconnect Switch for Batteries..... | 169 | Adhesive-Lined Heat Shrink Terminals, Ultra Performance..... | 89 |
| 2-Position Master Battery Disconnect Switch with On/Off Faceplate..... | 169 | Adhesive-Lined Heat Shrink Terminals, Ultra Performance..... | 74 |
| 2-6 Brake Controller Timed Electric..... | 301 | AGC® Adjustable Fuse Holder..... | 113 |
| 2-8 Brake Controller Dual Axis Accelerometer..... | 301 | AGC® Fuse Retainer Panel Mount..... | 112 |
| 2-8 Brake Controller Timed Electric – Digital..... | 301 | AGC® Fuses..... | 112 |
| 2" Rubber Grommet for Clearance Marker Lights..... | 236 | AGC® In-line Fuse Holders..... | 113 |
| 2" Sealed Clearance Marker Lights..... | 231 | AGC® Nylon In-line Fuse Holders..... | 113 |
| 200A PowerBar Common Bus Bars..... | 197 | AGC® Tap-in..... | 112 |
| 200A SPST Intermittent Duty Plastic Solenoid..... | 189 | AGC® Weather Resistant Fuse Holder..... | 113 |
| 20A Locking Plug & Receptacle..... | 271 | AGC™/MDL™ Waterproof In-Line Fuse Holder..... | 113 |
| 20A Locking Plug, Connector & Receptacle..... | 271 | AHD Series™ Heavy Duty Connectors..... | 101 |
| 21/2" Rubber Grommet for Clearance Marker Lights..... | 236 | Air Brake Rubber Hose Assemblies..... | 327 |
| 21/2" Sealed Clearance Marker Lights..... | 231 | Air Hose..... | 331 |
| 225A SPST Heavy Service Continuous Duty Solenoid..... | 188 | Air Hose Clamps & Clips..... | 329 |
| 250A MaxiBus Common Bus Bars..... | 197 | Air Product Repair Kits..... | 329 |
| 3-in-1 Hose Wraps with Dura-Grip Ends..... | 328 | Alligator Clip Insulators..... | 211 |
| 3-pc Clearance Marker..... | 227 | Alligator Clips..... | 214 |
| 3-Position Keyed Ignition Switch..... | 167 | Amalgamating (Cold Shrink) Tape - Self-Sticking..... | 335 |
| 3-Way Toggle Safety Panel..... | 177 | Anderson Powerpole® Connectors & Accessories..... | 213 |
| 3-Way Top Post..... | 203 | Anderson SB® Connectors & Accessories..... | 212 |
| 3/8" Stud Battery Terminals..... | 204 | Angled Copper Lugs..... | 206 |
| 3/8" Stud Terminal Insulators..... | 211 | ANL® Fuse Blocks..... | 127 |
| 30-Series Wiper Blades..... | 332 | ANL® Fuses..... | 127 |
| 30A Locking Plug & Receptacle..... | 271 | Anti-Rotational Copper Crimp Lugs..... | 208 |
| 30A Locking Plug, Connector & Receptacle..... | 271 | Anti-Rotational Copper In-Line Terminals..... | 209 |
| 3M Scotch™ Linerless Electrical Rubber Tape (30 MIL)..... | 334 | Anti-Seize Compound..... | 333 |
| 3M Scotch™ Super 33+ (7 MIL)..... | 334 | Anti-Slip Tape..... | 337 |
| 3M Scotch™ Super 88 (8.5 MIL)..... | 334 | Anti-Vandal..... | 166 |
| 3M™ Extra Heavy-Duty Duct Tape (10.7 MIL)..... | 334 | Anti-Vandal 12" Connection Cable..... | 166 |
| 3M™ Heavy-duty Multi-Purpose Duct Tape (7.7 MIL)..... | 334 | Appliance Rocker Switches..... | 157 |
| 3M™ Multi-Purpose Duct Tape (5.77 MIL)..... | 334 | Assembled Ground Straps..... | 25 |
| 4 Function Digital Multimeter..... | 320 | Assorted Colors Electrical Tape..... | 335 |
| 4-Position Keyed Ignition Switch..... | 167 | AT Series Plug Kits..... | 99 |
| 4-Way Chrome Metal Connectors..... | 305 | AT Series Receptacle Kits2..... | 99 |
| 4-Way Round Trailer Connectors..... | 305 | AT Series Single Side Connector Kits..... | 99 |
| 4:1 Heat Shrink – Adhesive-lined, Semi-Rigid..... | 29 | AT Series™ Harsh Environment Sealed Connector Housings..... | 99 |
| 4" Round Steel Case Stop, Tail, Turn Lights..... | 231 | AT Series™ Kit..... | 352 |
| 4" Round Stop, Tail, Turn Lights..... | 231 | AT Series™ Kit With Crimp Tool..... | 352 |
| 4" Rubber Grommet for Stop, Tail, Turn Lights..... | 236 | AT Series™ Pins and Sockets..... | 99 |
| 45° Standard Bare Copper Lugs..... | 206 | AT Series™ Wedges..... | 99 |
| 45° Tin Plated Copper Lugs..... | 206 | AT Series™ with LED..... | 100 |
| 5 Function Analog Multimeter..... | 322 | AT Series™ with Strain Relief..... | 100 |
| 5 Function Digital Snap-Around..... | 323 | ATC/ATO®, AGC® & MINI® Fuse Kit..... | 348 |
| 5 Function, 19 Range Digital Multimeter..... | 322 | ATC/ATO®, AGC® & MINI® Fuse Kit Fuse Kit..... | 348 |
| 5-Way Chrome Plated Trailer Connectors..... | 305 | ATC® / ATO® Tap-In..... | 114 |
| 5052 Aluminum Clamps (EPDM removable jacket) - 1/2" metal width..... | 64 | ATC®/ATO® Battery Terminal Mount Fuse Block..... | 115 |
| 6 Function Digital Snap-Around..... | 323 | ATC®/ATO® Blade Split Bus Fuse Block..... | 116 |
| 6 Gang ATC®/ATO® Fused Distribution Block..... | 118 | ATC®/ATO® Blade-type Fuse Panels..... | 117 |
| 6-Way ATC®/ATO® Fuse Panel..... | 117 | ATC®/ATO® Common Source Fuse Blocks..... | 116 |
| 6-way Bus Bar..... | 196 | ATC®/ATO® Compact Common Source Fuse Blocks..... | 116 |
| 6-Way Metal Connectors..... | 305 | ATC®/ATO® Converter..... | 115 |
| 6-Way Plastic Connectors..... | 305 | ATC®/ATO® Fuse and Power Blocks..... | 117 |
| 6-way Toggle Switch Panel..... | 177 | ATC®/ATO® Fuse Block..... | 118 |
| 600A PowerBar Common Bus Bars..... | 197 | ATC®/ATO® Fuse Block..... | 118 |
| 7-Way Connector Accessories..... | 303 | ATC®/ATO® Fuse Block..... | 118 |
| 7-Way ISO Type Round Pin Metal Trailer Connectors..... | 303 | ATC®/ATO® Fuse Block..... | 118 |
| 7-Way Metal Mobile Home/RV Blade Connectors..... | 304 | ATC®/ATO® Fuse Block Kit..... | 118 |
| 7-Way Nylon Mobile Home/RV Blade Connectors..... | 304 | ATC®/ATO® Fuse Holder..... | 114 |
| 7-Way Round Pin Coiled Trailer Cable..... | 303 | ATC®/ATO® Fuse Holder..... | 114 |
| 7-Way Round Pin Metal Trailer Connectors..... | 303 | ATC®/ATO® Fuse Holder with LED Light..... | 115 |
| 7-Way Round Pin Nylon Trailer Connectors..... | 303 | ATC®/ATO® Independent Source Fuse Block..... | 116 |
| 7-Way RV Blade Connector Harnesses..... | 304 | ATC®/ATO® Indicator Fuse Holder..... | 115 |
| 7-Way RV Blade OEM Style Socket & Harness Kit..... | 304 | ATC®/ATO® LED Fuse Panels..... | 117 |
| 7-Way Sockets with Replaceable Circuit Breakers..... | 303 | ATC®/ATO® Water Tight Fuse Holders..... | 115 |
| | | ATC®/ATO® Waterproof Circuit Breaker & Fuse Holders..... | 115 |

| description | page | description | page |
|--|------|---|------|
| ATC*/ATO* Waterproof Circuit Breaker & Fuse Holders..... | 133 | Blue Sea Systems m-Series Dual Circuit Battery Switches, 300A | 172 |
| ATM Series™ Harsh Environment Sealed Connectors..... | 100 | Blue Sea Systems m-Series Dual Circuit Battery Switches, 300A | 172 |
| ATM Series™ Pins and Sockets..... | 100 | Blue Sea Systems MAXI® Fuse Block..... | 119 |
| ATM Series™ Wedges..... | 100 | Blue Sea Systems Mini OLED Ammeter..... | 265 |
| ATO* Fuse With Indicator Light..... | 114 | Blue Sea Systems Mini OLED Temperature Monitor | 265 |
| ATO* Fuse Without Indicator Light..... | 114 | Blue Sea Systems Mini OLED Voltmeter..... | 265 |
| ATO* Smart Glow Fuse Kit..... | 349 | Blue Sea Systems P12 Battery Chargers and Accessories..... | 217 |
| ATP Series™ Harsh Environment Sealed Connectors..... | 101 | Blue Sea Systems Plugs & Sockets | 275 |
| ATP Series™ Pins and Sockets..... | 101 | Blue Sea Systems PowerPost Cable Connectors | 192 |
| ATP Series™ Wedges..... | 101 | Blue Sea Systems Push Button Switches | 165 |
| AutoMeter Auto Gage Boost-Vacuum Gauge..... | 259 | Blue Sea Systems SafetyHub Fuse Block (MIDI*/AMI* & ATC*/ATO*)..... | 116 |
| AutoMeter Auto Gage Three Gauge Consoles..... | 259 | Blue Sea Systems SafetyHub Fuse Block (MIDI*/AMI* & ATC*/ATO*)..... | 126 |
| AutoMeter Auto Gage Tire Pressure Gauge..... | 259 | Blue Sea Systems ST Glass Fuse Blocks for AGC*/MDL* Fuses..... | 112 |
| AutoMeter Auto Gage Two Gauge Consoles..... | 259 | Blue Sea Systems Sure Ejects™ | 215 |
| AutoMeter Auto Gage Voltmeters..... | 259 | Blue Sea Systems Sure Ejects™ Covers..... | 215 |
| AutoMeter Auto Gage Water Temperature Gauges..... | 259 | Blue Sea Systems Sure Ejects™ Pigtails..... | 215 |
| AutoMeter Bulbs and Sockets..... | 260 | Blue Sea Systems Sure Ejects™ Plugs..... | 215 |
| AutoMeter Fuel Level Sensor..... | 260 | Blue Sea Systems Sure Eject™ Mounting Adpater | 215 |
| AutoMeter Oil Pressure Sensor..... | 260 | Blue Sea Systems Terminal Feed Connectors | 192 |
| AutoMeter Pedestal Gauge Mounts..... | 260 | Blue Seas Systems Dimmers..... | 236 |
| AutoMeter Phantom Boost Gauge | 258 | Body Clips | 61 |
| AutoMeter Phantom Tachometer..... | 258 | Booster Cables..... | 211 |
| AutoMeter Phantom Voltmeter..... | 258 | Bottom Blade Installation Fuse Block..... | 117 |
| AutoMeter Phantom Water Temperature Gauges..... | 258 | Bracket Mount Gladhands | 328 |
| AutoMeter Temperature Sensor..... | 260 | Braided Self-Wrap PET Sleeving | 39 |
| AutoMeter Ultra-Lite Fuel Level Gauges..... | 259 | Braided Weld Wrap | 41 |
| AutoMeter Ultra-Lite Oil Pressure Gauges..... | 259 | Brake Cleaner | 333 |
| AutoMeter Ultra-Lite Oil Temperature Gauge | 259 | Brake Fluid..... | 333 |
| AutoMeter Ultra-Lite Water Temperature Gauges..... | 259 | Brake Line Fittings | 326 |
| AutoMeter Z-Series Boost-Vacuum Gauge..... | 258 | Brass Adapters..... | 326 |
| AutoMeter Z-Series Fuel Level Gauges..... | 258 | Brass Battery Terminals..... | 203 |
| AutoMeter Z-Series Oil Pressure Gauges..... | 258 | Brass Bolt Extenders..... | 210 |
| AutoMeter Z-Series Transmission Temperature Gauge..... | 258 | Brass Brake Line Unions..... | 326 |
| AutoMeter Z-Series Voltmeter..... | 258 | Brass Toggle Switch..... | 147 |
| AutoMeter Z-Series Water Temperature Gauge..... | 258 | Break Away Fuse Panels..... | 112 |
| Auxiliary 12 Volt Lighter Socket..... | 276 | Break-Thru Dome Plugs | 50 |
| Back-Up Light with Alarm..... | 285 | Breakaway Kit..... | 301 |
| Backlit Dual USB Ports..... | 274 | Breakaway Switch..... | 301 |
| Ball Mounts..... | 294 | Breakers/AGC* Type..... | 134 |
| Battery & Alternator Voltage Analyzer..... | 317 | Build-Your-Own Relay Harnesses..... | 186 |
| Battery Bolts and Nuts..... | 210 | Bulk Ground Strap..... | 25 |
| Battery Box and Relocation Kit | 214 | Bullet..... | 72 |
| Battery Cable - Type SGT..... | 22 | Bumper Hitches..... | 294 |
| Battery Cable - Type SGX..... | 22 | Bumper Styles..... | 295 |
| Battery Cable Repair Splices..... | 25 | Butt & Parallel..... | 72 |
| Battery Carrier..... | 210 | Butt Connectors..... | 209 |
| Battery Direct Connect..... | 204 | Button Head Cable Ties..... | 57 |
| Battery Disconnect Switch..... | 170 | Buzzer Unit..... | 183 |
| Battery Fillers..... | 210 | Cable Clamps..... | 212 |
| Battery Isolators..... | 219 | Cable Tie Tools | 55 |
| Battery Load Testers | 317 | Cable Wraptor™..... | 60 |
| Battery Post Converters and Adapters..... | 204 | Cable Wraptor™..... | 69 |
| Battery Protection Kit — Part No. 990012..... | 354 | CableWrap Fasteners | 58 |
| Battery Terminal & Lug Kit..... | 354 | Canopy Switches..... | 176 |
| Battery Terminal and Post Brush..... | 210 | Carb/Choke Cleaner | 333 |
| Battery Terminal Mount Bus Bar..... | 196 | Carbon Steel Plated Loom Clamps..... | 65 |
| Battery Terminal Solder Slugs..... | 210 | Carling CLB Thermal Push Button Circuit Breakers | 135 |
| Battery Tools..... | 315 | Carling CMB Thermal Push Button Circuit Breakers..... | 135 |
| BatteryLink™ ACR Automatic Charging Relay w/Optional Auxiliary Battery Priority | 190 | Carling Contura V-Series Switches..... | 154 |
| Beadle™ Wrap Releasable Cable Ties..... | 56 | Carling Technologies® Contura Rocker Switch Connector Blocks..... | 153 |
| Blue Sea Systems 12V Automatic Timer Disconnect..... | 191 | Carling V-Series Contura II Actuators..... | 154 |
| Blue Sea Systems 12V Mounting Bracket for Sockets | 276 | Carling V-Series Contura III Actuators..... | 154 |
| Blue Sea Systems 12VDC Dual Socket Panels..... | 275 | Carling V-Series Contura Rotary Switches..... | 162 |
| Blue Sea Systems 65A Terminal Blocks..... | 195 | Carling V-Series Removal Tool - PN 20001033..... | 153 |
| Blue Sea Systems AGC*/MDL* Heavy-Duty In-Line Fuse Holder | 113 | Cast Stud Top Battery Terminals..... | 204 |
| Blue Sea Systems Air Brake Compressors and Accessories..... | 330 | Caution Tape..... | 337 |
| Blue Sea Systems Battery Disconnect Switch..... | 170 | Center Mount Reflectors..... | 233 |
| Blue Sea Systems BatteryLink Chargers | 216 | Chemical Resistant Gloves (15 MIL) | 338 |
| Blue Sea Systems CLB Series Circuit Breaker Blocks | 135 | Chrome XC Expandable Sleeving..... | 38 |
| Blue Sea Systems Dual USB Charger & Circuit Breaker Panel | 275 | CinchStrap Fasteners | 58 |
| Blue Sea Systems Dual USB Chargers | 274 | Circuit Breaker Finder..... | 319 |
| Blue Sea Systems e-Series 3 Position Battery Switch, 350A | 173 | Circuit Breaker Finder..... | 319 |
| Blue Sea Systems e-Series 4 Position Battery Switches, 350A | 174 | Clamp Making Tool | 69 |
| Blue Sea Systems e-Series Battery Switches, 350A..... | 171 | Clamp Making Tool | 316 |
| Blue Sea Systems e-Series Dual Circuit Battery Switch, 350A..... | 172 | Clamp to Clamp..... | 211 |
| Blue Sea Systems e-Series Dual Circuit Plus Battery Switch, 350A..... | 172 | Class T Fuse Holder..... | 124 |
| Blue Sea Systems Fuse Block Labels..... | 116 | Class T Fuses..... | 124 |
| Blue Sea Systems HD Series 3 Position Battery Switch, 600A | 173 | Clean Cut Expandable Sleeving | 35 |
| Blue Sea Systems HD Series 4 Position Battery Switches, 500A | 174 | Clear 3:1 Heat Shrink - Adhesive-lined, Semi Rigid..... | 29 |
| Blue Sea Systems HD Series Battery Switches, 600A..... | 171 | Clear Auto Bulb - DC Index Bulb..... | 237 |
| Blue Sea Systems L-Series Continuous Solenoid..... | 190 | Clear-View™ Crimp & Heat Shrink - Grab-N-Go Jars..... | 347 |
| Blue Sea Systems m-series 3 Position Battery Switches, 300A..... | 173 | Clear-View™ Crimp & Shrink Terminal & Heat Shrink Kit | 347 |
| Blue Sea Systems m-Series 4 Position Battery Switches, 300A..... | 173 | Clear-View™ Dual Wall 2.5:1 Heat Shrink - Adhesive-lined, Semi Rigid..... | 29 |
| Blue Sea Systems m-Series Battery Switches, 300A..... | 171 | Clearance Marker Lights - Bar Style..... | 232 |

| description | page | description | page |
|--|------|---|------|
| Clearance Marker Lights – Steel Armored | 232 | Dill Blox Relay & Flasher Modules..... | 199 |
| Closed Barrel Crimp Tools | 97 | Dill Blox Stud Modules | 199 |
| Closed Barrel Crimp Tools | 309 | Diodes | 237 |
| Closed End Connectors..... | 91 | Double Contact | 238 |
| Coated Gloves..... | 338 | Double Contact Park/Stop/Tail/Turn Light..... | 238 |
| Coiled Air Assemblies..... | 327 | Double Insulated, Plastic Toggle Switches | 149 |
| Cole Hersee 2-Position Keyed Ignition Switch | 167 | Double Pole Heavy-duty Toggle Switches..... | 144 |
| Cole Hersee 3-Position Keyed Ignition..... | 167 | DPDT Intermittent Motor Reversing Solenoid | 189 |
| Cole Hersee 4-Position Keyed Ignition Switches..... | 168 | Dual Battery Disconnect/Selector Switch..... | 170 |
| Cole Hersee Backup Switch..... | 166 | Dual PowerPost Plus Cable Connectors With Insulator | 192 |
| Cole Hersee Battery Isolators..... | 219 | Dual USB Charger & Receptacle..... | 274 |
| Cole Hersee Electronic Dimmer Switches..... | 162 | Dual Wall 3:1 Heat Shrink – Adhesive-lined, Semi Rigid..... | 28 |
| Cole Hersee Faceplate Guard | 151 | Dual Wall 3:1 Heat Shrink Kit | 342 |
| Cole Hersee Foot-Operated Headlamp Switches..... | 166 | Dual Wall 3:1 Heat Shrink Kit | 342 |
| Cole Hersee Grounded Intermittent Solenoids..... | 188 | Dual Wall 4:1 Heat Shrink – Adhesive-lined, Rigid..... | 29 |
| Cole Hersee Insulated Intermittent Solenoids..... | 188 | Dummy Gladhands | 329 |
| Cole Hersee Latching Solenoid..... | 189 | Duplex Brake Cable..... | 14 |
| Cole Hersee Marine Keyed Ignition..... | 167 | Dura Braid Sleeving..... | 41 |
| Cole Hersee Recessed Toggle..... | 151 | Dura Flex Heavy Duty Woven Nylon Sleeving..... | 40 |
| Cole Hersee Reversing Switches..... | 162 | Dura Flex Pro, Heavy Duty Woven Nylon Sleeving | 41 |
| Cole Hersee Toggle Switches..... | 146 | Dura Wrap with Hook & Loop Closure..... | 41 |
| Colored Acrylic Coated Fiberglass Sleeving | 47 | Ear Plugs..... | 337 |
| Colored Expandable PET Sleeving | 36 | ECCO Class I Combo LED Directional, 135° Side Warning | 249 |
| Compression Nut Battery Terminals..... | 201 | ECCO® Rubber Round 6 LED Work Light..... | 253 |
| Compression Nut Heavy Wall Lugs..... | 207 | ECCO® 11" LED Class I Reflex Microbars | 242 |
| Constant Torque Clamps..... | 68 | ECCO® 15" High Intensity Rotating Mini Bar | 243 |
| Contact..... | 212 | ECCO® 15" LED Class I Mini Bar | 242 |
| Contact..... | 213 | ECCO® 15" LED Class I Mini Bar | 243 |
| Conversion Kit..... | 269 | ECCO® 15" LED Class II Mini Bar | 243 |
| Copper Compression Lugs..... | 208 | ECCO® 22" Class I Rotating Mini Bar | 242 |
| Copper Compression Splices..... | 209 | ECCO® 7 Inch LCD Color Camera Back-Up System Kit | 288 |
| Copper Die Cast Battery Terminals..... | 201 | ECCO® 7.0 Inch LCD Color Camera System Kit..... | 288 |
| Cord Clips | 60 | ECCO® Audible Devices..... | 287 |
| Cordsets | 266 | ECCO® Back-Up Camera System | 288 |
| Couplers..... | 294 | ECCO® Back-Up Switches..... | 287 |
| Crimp & Heat Shrink Terminal Kit – Grab-N-Go Jars..... | 344 | ECCO® Class I & II LED Severe Vibration Beacons..... | 241 |
| Crimp & Shrink Terminal Assortment Kit | 345 | ECCO® Class I 4" Round Grommet Mount LED Directional | 247 |
| Crimp & Shrink Terminal Assortment Kit with Tools | 345 | ECCO® Class I Dual and Tri Color LED Directional..... | 250 |
| Crimp & Shrink Terminal Assortment Kit with Tools | 345 | ECCO® Class I LED 180° Intersection Directionals | 247 |
| Crimp & Shrink Terminal Kit..... | 345 | ECCO® Class I LED Directional, Surface Mount | 248 |
| Crimp Tools..... | 308 | ECCO® Class I Oval Grommet Mount LED Directional | 247 |
| Crimp, Shrink & Solder Terminal Assortment Kit | 347 | ECCO® Class I Solid, Split, Dual & Tri-Color Surface Mount LED Directional | 250 |
| Crimp, Shrink, & Solder Terminal Kit | 346 | ECCO® Class II 15" Strobe Mini Bars..... | 243 |
| Crimp, Shrink, & Solder Terminal Kit | 346 | ECCO® Class II LED Beacons - Pipe Mount | 241 |
| Crimp, Solder & Heat Shrink Terminal Kit – Grab-N-Go Jars..... | 346 | ECCO® Compact Surface Back-Up Alarm | 285 |
| Crimp, Solder & Heat Shrink Terminal Kit – Grab-N-Go Jars..... | 346 | ECCO® Concealed Surface Mount LED Directional Light..... | 249 |
| Cross-Link Wire - TXL Wire..... | 17 | ECCO® Demanding Application Back-Up Smart Alarm..... | 286 |
| Cross-Link Wire – GXL Wire | 19 | ECCO® Dual Head Concealed Warning LEDs | 249 |
| Cross-link-SXL Wire..... | 18 | ECCO® Equinox Square 8 LED Work Light | 252 |
| Crush Resistant Woven Sleeving | 42 | ECCO® Extremely Thin Surface Mount LED Directional | 247 |
| Cupholder Power Inverter | 215 | ECCO® Forward Horn Alarms | 285 |
| CURT™ Multi-function Sockets w/Back-up Alarms..... | 304 | ECCO® Grommet Mount Back-Up Alarms..... | 286 |
| CURT™ OEM Replacement Harnesses..... | 304 | ECCO® Heavy-Duty Back-Up Alarms..... | 286 |
| Custom Diode Module..... | 183 | ECCO® Hide-A-LED Bullet Warning Lights | 250 |
| Delphi Ducon Cavity Seals..... | 106 | ECCO® Hide-A-LED Concealed Warning Lights..... | 249 |
| Delphi Ducon Terminals..... | 106 | ECCO® Hide-A-LED Directional Systems-Remote Strobes..... | 249 |
| Deluxe 12 Volt Plug & Receptacle..... | 274 | ECCO® High Intensity Class I LED Beacon | 239 |
| DEUTSCH Crimp Tools | 97 | ECCO® High Intensity Class I Strobe Beacon | 240 |
| DEUTSCH Crimp Tools | 309 | ECCO® LCD Color Camera System Kits..... | 288 |
| DEUTSCH DT Series | 95 | ECCO® LED 22" Lightbars..... | 245 |
| DEUTSCH DT Series Connectors..... | 95 | ECCO® LED Class I Beacon | 239 |
| DEUTSCH DT Series Pins & Sockets..... | 95 | ECCO® LED Class I Low Profile Beacon..... | 239 |
| DEUTSCH DT Series Sealing Plug..... | 95 | ECCO® LED Class I Rotating Beacon..... | 239 |
| DEUTSCH DT Series Wedges..... | 95 | ECCO® LED Class I Square Beacon | 240 |
| DEUTSCH DTHD Series | 97 | ECCO® LED Class I Synch Beacon | 240 |
| DEUTSCH DTHD Series Connectors..... | 97 | ECCO® LED Class II Beacon | 240 |
| DEUTSCH DTHD Series Pins & Sockets..... | 97 | ECCO® LED Class III Beacon | 241 |
| DEUTSCH DTM Series | 96 | ECCO® LED Class III Low Intensity Industrial Beacon | 241 |
| DEUTSCH DTM Series Connectors..... | 96 | ECCO® LED Interior Lights - EW0100 Series..... | 245 |
| DEUTSCH DTM Series Pins & Sockets..... | 96 | ECCO® LED Interior Lights - EW0200 Series..... | 245 |
| DEUTSCH DTM Series Wedges..... | 96 | ECCO® LED Interior Lights - EW0400 Series..... | 245 |
| DEUTSCH DTP Series | 96 | ECCO® LED Interior Lights - EW0600 Series..... | 245 |
| DEUTSCH DTP Series Connectors..... | 96 | ECCO® LED Interior Lights - EW0700 Series..... | 246 |
| DEUTSCH DTP Series Pins & Sockets..... | 96 | ECCO® LED Interior Lights - EW0800 Series..... | 246 |
| DEUTSCH DTP Series Wedges..... | 96 | ECCO® LED Quad Flash Class I Lights | 249 |
| DEUTSCH Jiffy Splices..... | 95 | ECCO® LED Rectangle Work Light..... | 252 |
| DEUTSCH Jiffy Splices | 95 | ECCO® LED Rectangle Work Light | 253 |
| DEUTSCH Removal Tools | 309 | ECCO® LED Round Work Lights..... | 251 |
| Diesel Resistant 2:1 Heat Shrink..... | 30 | ECCO® LED Square Work Light..... | 251 |
| Digital Thermometer..... | 318 | ECCO® Light-Duty Back-Up Alarm..... | 286 |
| Dill Blox ATO Fuse Modules | 199 | ECCO® Light-Duty Back-Up Alarms | 285 |
| Dill Blox Circuit Breaker Modules..... | 199 | ECCO® Low-Profile Class I Rotating Beacon | 242 |
| Dill Blox Maxi Fuse Modules..... | 199 | ECCO® Magnetic Rechargeable LED Work Light | 252 |
| Dill Blox Mini Fuse Modules..... | 199 | | |

| description | page | description | page |
|--|----------|---|------|
| ECCO® Medium-Duty Alarm..... | 286 | Gasket for Panel Mount Circuit Breaker..... | 137 |
| ECCO® Medium-Duty Class II Strobe Beacon | 242 | Gator Wrap Woven Sleeving..... | 42 |
| ECCO® Mini Rectangular 6 LED Spot Beam..... | 253 | General Purpose Parallel Wire..... | 13 |
| ECCO® Multi-Frequency Alarm..... | 286 | Generator Adapters..... | 268 |
| ECCO® Narrowstik Directional Lights | 244 | GFCI Receptacle Tester & Circuit Analyzer..... | 319 |
| ECCO® OEM Design Back-up Alarms | 287 | Gladhand & Grip Combo..... | 328 |
| ECCO® Oval 7 LED Work Lights..... | 251 | Gladhand Grips | 329 |
| ECCO® Oval LED Worklamps..... | 251 | Gladhand Seals..... | 328 |
| ECCO® Oval Slimline LED Directional | 247 | Gold Battery Terminals..... | 204 |
| ECCO® Safety Director LED with Controller | 244 | Gold Foil Wrap | 46 |
| ECCO® Self Adhesive LED Warning Lights | 250 | Golf Car Terminal Lug..... | 206 |
| ECCO® Slimline LED Grommet Mount Directional | 248 | Gorilla Sleeve Expandable Sleeving..... | 36 |
| ECCO® Slimline LED Surface Mount Directional | 247 | Grip Wrap Woven Sleeving..... | 40 |
| ECCO® Square 5 LED Flood Work Light..... | 251 | GripLockTies™ Rubber-lined Releasable Cable Ties..... | 56 |
| ECCO® Square 5 LED Work Light..... | 251 | Gross Trailer Weight (GTW)..... | 292 |
| ECCO® Square 8 LED Work Light..... | 252 | Grounded Continuous Solenoid..... | 188 |
| ECCO® Square 9 LED Flood Beam, Swivel Mount..... | 254 | Grounded Intermittent Plastic Solenoids..... | 189 |
| ECCO® Square 9 LED Work Light, Magnet Mount..... | 253 | Grounding Wire Connectors..... | 91 |
| ECCO® Utility Bars..... | 255 | Group 31 Overmolded Battery Cable Assemblies..... | 24 |
| ECCO® Utility Bars..... | 255 | GT 150 Cable Seals and Plugs..... | 104 |
| Economy ATC/ATO® Fuse Kits..... | 348 | GT 150 J1939 CAN-Bus Terminating Resistor..... | 104 |
| Edge Clip Cable Ties..... | 56 | GT 150 Terminal & Connector Position Assurance (TPA-CPA)..... | 104 |
| Elbow..... | 201, 202 | GT 150 Terminals..... | 104 |
| Electric Battery Disconnect Switch - Remote..... | 170 | GT 150 Wire Connectors..... | 104 |
| Electrical Tape..... | 335 | GT 150/280 Connector Position Assurance (CPA)..... | 106 |
| Electrical Tubing Mounting Brackets | 48 | GT 150/280 Mixed Cable Seals and Plugs..... | 106 |
| Electro-mechanical Flashers..... | 198 | GT 150/280 Mixed Series Connectors..... | 106 |
| Epoxy Coated | 203 | GT 150/280 Mixed Terminals..... | 106 |
| Epoxy Coated Wing Nut..... | 203 | GT 280 Cable Seals and Plugs..... | 105 |
| Estimated Trailer Only Weights..... | 295 | GT 280 Series Connectors..... | 105 |
| Euro-Style Full Size Rocker Switches..... | 152 | GT 280 Terminal & Connector Position Assurance (TPA)..... | 105 |
| Exhaust Hangers..... | 69 | GT 280 Terminals..... | 105 |
| Expandable PET Sleeving..... | 34 | GT Series Removal Tool | 105 |
| Expandable Tubing Hot Knife..... | 47, 316 | GT Series Removal Tool | 106 |
| Extra Compression Nuts..... | 201, 207 | Guest 3 Amp Battery Maintainer/Charger..... | 218 |
| Extreme Temperature Booster Cable | 211 | Guest 6 Amp Battery Charger..... | 218 |
| Extreme Temperature Cable Ties..... | 54 | Guest ChargePro™ On-Board Industrial Battery Chargers..... | 216 |
| EZ Connector Adapters..... | 300 | Guest ChargePro™ On-Board Marine Battery Chargers..... | 216 |
| EZ Connector Mounting Brackets & Clips..... | 300 | Half Toggle Boot..... | 177 |
| EZ Connector Trailer Connectors..... | 300 | Halogen Bulb..... | 237 |
| EZR7 Original Kits — Includes Plug & Socket..... | 300 | Halogen Capsule Bulbs..... | 237 |
| EZS7 7-Way Plug — Trailer Side Connectors..... | 300 | Halogen Headlight Socket..... | 237 |
| EZS7 7-Way Socket — Vehicle Side Connectors..... | 300 | Halogen Oval Work Light..... | 252 |
| F-Series: Carling Technologies® Toggle Switches..... | 142 | Halogen Rectangle Work Light..... | 253 |
| F360 Braided Sleeving | 39 | Halogen Round Work Light..... | 252 |
| F6 Flat Braided Sleeving..... | 40 | Halogen Square Work Light..... | 252 |
| F6 Quiet Braided Sleeving | 40 | Hammer & Wrench Crimping Tools..... | 310 |
| Fire Flex Flat | 45 | Hand Caddy..... | 316 |
| Fire Flex Wrap | 44 | Hard Plastic Wire Connectors..... | 91 |
| Fish Tape..... | 316 | Harness End..... | 211 |
| Flag to Post Terminal Adapter..... | 204 | Harness to Clamp..... | 211 |
| Flame Retardant Braided Self-Wrap Sleeving..... | 39 | Heat Shrink 2 - 1 Butt Connector..... | 92 |
| Flame Retardant Expandable Sleeving | 35 | Heat Shrink Assortment Kit..... | 343 |
| Flame Retardant Split Loom (High Rise Ridge)..... | 32 | Heat Shrink Fabric Loom..... | 42 |
| Flame Retardant Woven Loom..... | 40 | HEAT SHRINK INSTALLATION..... | 73 |
| Flexible Grommeting..... | 50 | Heater Hose..... | 331 |
| Flexible LED Light Strip Accessories..... | 229 | Heavy Die Cast Copper Crimp Lugs..... | 208 |
| Flexible LED Light Strip Home Kit, AC..... | 229 | Heavy Spring 500 Amp Battery Clamp - Parrot Type..... | 214 |
| Flexible LED Light Strip Kit with Remote..... | 229 | Heavy-duty Battery Disconnect Switch..... | 170 |
| Flexo Heavy Wall Expandable Sleeving..... | 35 | Heavy-duty Cable Ties..... | 53 |
| Flexo Noise Reduction Expandable Sleeving | 37 | Heavy-Duty Continuity Tester..... | 319 |
| Flexo Over Expanded Sleeving | 35 | Heavy-duty Copper Lugs..... | 207 |
| Flexo Reflex Expandable Sleeving..... | 37 | Heavy-duty Dual Battery Disconnect Switch..... | 170 |
| Flexo Rodent Resistant Expandable Sleeving | 38 | Heavy-duty Gauge Kit..... | 263 |
| Flexo Shield Expandable Sleeving | 37 | Heavy-Duty Serrated Edge Scissors..... | 47 |
| Flexo Silica Sleeving..... | 44 | Heavy-Duty Serrated Edge Scissors..... | 316 |
| Flexo Super Duty Expandable Sleeving..... | 36 | Heavy-Duty Top Post | 203 |
| Flexo Tight Weave Expandable Sleeving | 35 | Heavy-duty Voltage Tester..... | 319 |
| Flexo Wrap Expandable Sleeving | 37 | Hella latching/bistable relay..... | 183 |
| Forward & Reverse Relay Module..... | 189 | Hella Micro & Mini Connector Block Kits..... | 187 |
| Fuel Injection Hose Clamps..... | 68 | Hella Relay Terminals | 187 |
| Fuel Level Gauge..... | 263 | HellermannTyton Cable Ties..... | 55 |
| Fuel Line Hose..... | 331 | Hex-Lok® Wire Connectors..... | 91 |
| Fuel Sender..... | 264 | HEYClip™ SunRunner® Cable Clips | 62 |
| Full Size Rocker Switches..... | 152 | HEYClip™ SunRunner® Cable Clips | 108 |
| Full Toggle Boots..... | 177 | Heyco Rubber Push-In Bumpers | 50 |
| Fuse Pullers..... | 115 | Heyco® Liquid Tight Strain Relief Cord Connectors..... | 52 |
| Fuse Pullers..... | 119 | Heyco® Nylon Locknuts NPT Thread..... | 52 |
| FUSION® Battery Terminals | 202 | Heyco® Original Series-35 Liquid Tight Cordgrips..... | 52 |
| FUSION® Butt Splices | 209 | Heyco® Sealing Washers..... | 52 |
| FUSION® Contacts..... | 212 | Heyco®-Tite Liquid Tight Cordgrips..... | 52 |
| FUSION® Copper Lugs - Standard | 207 | Hi-Amp Marine Rated Circuit Breakers..... | 136 |
| FUSION® Copper Lugs- Heavy Wall | 207 | Hi-Amp Marine Rated Circuit Breakers - Type 3 Manual Reset (Switchable)..... | 140 |
| G-Series: Carling Technologies® Toggle Switches..... | 142 | Hi-Amp Panel Mount Circuit Breakers..... | 137 |

| description | page | description | page |
|---|----------|---|------|
| Hi-Amp Panel Mount Circuit Breakers..... | 139 | Kwikee Cargo Tray Slides - Super Slides | 279 |
| Hi-Amp Push-Button Switch..... | 164 | Kwikee 4-Way Harness Plugs..... | 283 |
| Hi-Amp Surface Mount Circuit Breakers..... | 137 | Kwikee 9510 Step Control Unit - Prior to 2006 (PRE - IMGL) - 9510 Control Unit (Pre-IMGL)..... | 282 |
| Hi-Amp Toggle Switch with Chrome Wedge Handle..... | 147 | Kwikee Ball Slide Rails | 280 |
| Hi-Amp Toggle Switch with Extended Handle..... | 147 | Kwikee Battery Trays | 279 |
| Hi-Amp Toggle Switch with Interchangeable Boot..... | 147 | Kwikee Cargo Tray Slides - Heavy-Duty Slides..... | 280 |
| Hi-Amp Toggle Switches..... | 147 | Kwikee Cargo Tray Slides - Super Slides II | 279 |
| Hi-Amp, Bi-Stable Relay Accessories..... | 184 | Kwikee Cargo Tray Trim Kits - Super Slide II Trim..... | 280 |
| Hi-Amp, Bi-Stable Relays..... | 184 | Kwikee Cargo Tray Trim Kits - Super Slide Trim..... | 280 |
| High Amp Fuses and Fusible Links..... | 128 | Kwikee Electric Magnetic Door Switches | 282 |
| High-Temp Closed End Connectors..... | 92 | Kwikee Electric Step Cotter & Clevis Pin Kit..... | 282 |
| High-Temperature Braided Fiberglass Sleeving | 43 | Kwikee Electric Step Plunger Door Switch..... | 282 |
| High-temperature Non-Split Loom (High Rise Ridge)..... | 33 | Kwikee Electric Steps..... | 281 |
| High-temperature Split Loom (High Rise Ridge)..... | 31 | Kwikee Freezer/Refrigerator Utility Trays | 279 |
| Hitch Pins/Locks | 294 | Kwikee Linkage - Prior to 2006 - Linkage Kit (Pre-IMGL)..... | 282 |
| Hitch Selection Guide..... | 291 | Kwikee Linkages - 2006 to Current (IMGL) - IMGL Gear/Linkage Replacement Kit..... | 281 |
| Hitch Totes | 332 | Kwikee Motion - 2006 to Current IMGL - IMGL Replacement Step Motor..... | 282 |
| Hook..... | 72 | Kwikee Motor - Prior to 2006 - Motor Replacement Kit (Pre-IMGL)..... | 282 |
| Hook & Loop Fastener Rolls | 58 | Kwikee RV Step Light..... | 283 |
| Hot-Melt Fusion Tape | 335 | Kwikee RV Step Motor Kits/Update Kits..... | 281 |
| Hourmeters..... | 263 | Kwikee Spray Lube | 283 |
| Housing..... | 212, 213 | Kwikee Step Tread | 283 |
| Housings..... | 107 | Kynar® Semi-Rigid 2:1 Heat Shrink | 30 |
| Hydraulic Steel Brake Lines | 325 | L-Series Carling Technologies Full Size Rocker Switches..... | 153 |
| Hydrometers..... | 317 | L6 Liquid Wrap..... | 41 |
| Ideal-Tridon 1/2" Hose Clamps..... | 66 | Lamp Cord Switch..... | 176 |
| Ideal-Tridon 9/16" Large Band All Stainless Hose Clamps..... | 66 | Latex Gloves (5 MIL)..... | 338 |
| Ideal-Tridon Flex-Gear All Stainless Hose Clamps | 67 | Lead Battery Terminals..... | 203 |
| Ideal-Tridon Flexible Hose Clamp Driver..... | 68 | Lead Free Quick Clamp Terminal Set..... | 204 |
| Ideal-Tridon Lined All Stainless Hose Clamps..... | 67 | Lead-Free OEM Style Battery Terminals..... | 203 |
| Ideal-Tridon Micro Hose Clamps..... | 66 | LED 1" Micro Strobes..... | 244 |
| Ideal-Tridon Pow'r-Gear 6X Stainless Steel Hose Clamps..... | 67 | LED 17" Thinline Stop/Tail/Turn Lights..... | 224 |
| Ideal-Tridon SmartSeal Heavy-Duty Stainless Steel Hose Clamps..... | 67 | LED 2.5" Round Sealed Marker/Clearance Lights | 226 |
| Ideal-Tridon SmartSeal Stainless Steel Hose Clamps | 66 | LED 2" & 2 1/2" Sealed Clearance Marker Lights..... | 226 |
| Ideal-Tridon Turn-Key Hose Clamps..... | 67 | LED 2" Round Sealed Marker/Clearance Lights | 226 |
| Identification Ties..... | 56 | LED 3" Round Sealed Utility Light..... | 235 |
| Illuminated Duckbill Toggle Switches..... | 150 | LED 3/4" Sealed Clearance Marker Lights..... | 228 |
| Illuminated Toggle Switches with Extended Duckbill Handle..... | 150 | LED 4" Marker/Clearance Lights | 226 |
| ILSCO Aluminum Mechanical Lugs..... | 110 | LED 4" Round Sealed Back-up Lights..... | 228 |
| ILSCO Copper Mechanical Lugs..... | 110 | LED 4" Round Stop, Tail, Turn Lights, Flange Mount | 223 |
| ILSCO Copper Split Bolt Connectors..... | 110 | LED 4" Round Stop, Tail, Turn Lights, Grommet Mount | 222 |
| IMGL 9510 Step Control Unit/Kwikee 9510 Step Control Unit - 2006 to current (IMGL) - | 282 | LED 4" Steel Case Stop, Tail, Turn Light | 222 |
| Incandescent Bulbs..... | 237 | LED 4" Stop, Tail, Turn Light 24V DC..... | 222 |
| Incandescent Heavy Duty License Plate Light..... | 235 | LED 4" Stop, Tail, Turn Lights..... | 222 |
| Incandescent Metal Surface Mount License Plate Light..... | 234 | LED 4" Stop, Tail, Turn Lights..... | 222 |
| Incandescent Mini License Plate Light..... | 234 | LED 6" Oval Lights, Flange Mount | 223 |
| Incandescent Snap-In License Plate Light..... | 234 | LED 6" Oval Sealed Back-up Lights..... | 228 |
| Incandescent Truck License/Utility Lamp..... | 235 | LED 6" Oval Sealed Lights, Grommet Mount | 223 |
| Indoor/Outdoor Extension Cords | 315 | LED 6" Oval Sealed Stop/Tail/Turn Lights, Surface Mount..... | 223 |
| Indoor/Outdoor Extension Cords | 266 | LED 6" Oval Stop, Tail, Turn Light 12/24V DC..... | 224 |
| Industrial Gauge Light Kit..... | 264 | LED 6" Oval Stop, Tail, Turn Lights | 224 |
| Injector Solenoid Connector | 238 | LED 6" Oval Stop, Tail, Turn Lights | 224 |
| Inlets..... | 272 | LED 6" Oval Stop, Tail, Turn Lights | 224 |
| InPower VCM-03 Series Time Delay Relay..... | 185 | LED 6" Rectangular Sealed Back-up Light..... | 228 |
| InPower VCM-04 Series Time Delay Relay..... | 185 | LED 7" Transit Lights - Surface Mount..... | 223 |
| Inside A Relay..... | 178 | LED Automotive Bulb Adapters | 237 |
| Insulated Continuous Solenoid..... | 188 | LED Automotive Bulbs | 237 |
| Insulators..... | 211 | LED Chrome, Flush Mount Clearance Marker Lights..... | 226 |
| Insultherm Header Wrap..... | 44 | LED Combination Tail Lights..... | 224 |
| Insultherm Heavy-Duty Fiberglass, High Temperature Braided Sleeving | 44 | LED Heavy Duty License Plate Light..... | 235 |
| Insultherm Spark Plug Boot Sleeves..... | 44 | LED Illuminated Duckbill Toggle Switches..... | 150 |
| Insultherm Tru-Fit Fiberglass, High-Temperature Sleeving..... | 43 | LED Illuminated Paddle Switches..... | 150 |
| Insultherm Ultra-Flex Fiberglass, High-Temperature Sleeving | 43 | LED Illuminated Toggle Switches with Bat Handle | 151 |
| International..... | 325 | LED Illuminated Toggle Switches with Chrome Handle..... | 148 |
| ISSPRO® EV² Performance Series Pyrometer Gauges..... | 261 | LED Illuminated Toggle Switches with Plastic Handle..... | 151 |
| ISSPRO® Fuel Level Gauges..... | 261 | LED Illuminated Toggle Switches with Wedge Handle..... | 149 |
| ISSPRO® Fuel Level Sender..... | 262 | LED Indicator Lights..... | 175 |
| ISSPRO® Fuel Level Senders..... | 262 | LED License Plate Light..... | 234 |
| ISSPRO® Hourmeters..... | 261 | LED Load Resistors..... | 238 |
| ISSPRO® Leadwire..... | 262 | LED Low Profile Combination Tail Lights | 224 |
| ISSPRO® Pressure Senders..... | 262 | LED Low Profile with Backup Combination Tail Lights | 225 |
| ISSPRO® Tachometer..... | 261 | LED Metal Surface Mount License Plate Light | 234 |
| ISSPRO® Thermocouple..... | 262 | LED Mini License Plate Light..... | 234 |
| ISSPRO® Voltmeter..... | 261 | LED Mini Marker/Clearance Lights..... | 227 |
| JCASE® Cartridge Fuses..... | 128 | LED Oval Clear Light..... | 228 |
| JCASE® female..... | 128 | LED Pigtail Indicator Lights..... | 175 |
| JCASE® Fuse Holders..... | 128 | LED Plastic Surface Mount License Plate Light | 234 |
| JCASE® Fuse Kit..... | 350 | LED Rectangle Clearance Marker Lights..... | 226 |
| JCASE® Fuse Puller..... | 128 | LED Reversible Fender Light..... | 228 |
| JCASE® Low Profile..... | 128 | LED Round Sealed Work Light..... | 235 |
| Kiwi Pliers 2 Piece Set | 315 | LED RV Style Combination Tail Lights..... | 225 |
| Knockout Connector..... | 300 | LED Scalloped Marker/Clearance Lights | 227 |
| Knockout Set..... | 316 | LED Snap-In License Plate Light | 234 |
| Knockout Set..... | 354 | LED Thinline Sealed Marker/Clearance Lights..... | 227 |

| description | page | description | page |
|---|------|--|-------------------|
| LED Thinline Sealed Marker/Clearance Lights | 227 | Metri-Pack® Cable Seals and Plugs..... | 103 |
| LED Toggle Switch with Full Tip Illumination..... | 150 | Metri-Pack® Sealed 280 Series Connector Housings..... | 103 |
| Light Duty Cable Ties..... | 53 | Metri-Pack® Sealed 280 Terminal Position Assurance (TPA)..... | 103 |
| Light-duty Toggle Switches..... | 149 | Metri-Pack® Sealed 280 Terminals..... | 103 |
| Liquid Flux..... | 210 | Micro & Mini Relay Socket Bracket Mount Connector Blocks..... | 187 |
| Liquid Tape..... | 335 | Micro Hose Clamps..... | 68 |
| Liquid Tight Electrical Tubing..... | 48 | MICRO2® Fuse Circuit Tap..... | 123 |
| Liquid Tight Fittings..... | 48 | MICRO2® Fuse Holder with LED Light..... | 123 |
| Locking Dome Plugs..... | 50 | MICRO2® Fuse Kit..... | 349 |
| Locking Trolling Motor Plug & Receptacle..... | 274 | MICRO2® Fuses..... | 123 |
| Locking Wedge..... | 200 | MICRO2®, MICRO3®, MCASE® Fuse Kit..... | 350 |
| Loom Accessories..... | 63 | MICRO3® Fuse Circuit Tap..... | 123 |
| Loom Clamps..... | 64 | MICRO3® Fuses..... | 123 |
| Loom Insertion Tool..... | 31 | Mid-Range Circuit Breakers..... | 136 |
| Low Current Anti Vandal..... | 166 | Mid-Range Panel Mount Circuit Breakers - Type 1 - Automatic Reset..... | 139 |
| Low Profile Cable Ties..... | 53 | Mid-Range Panel Mount Circuit Breakers - Type 3 - Manual Reset Switchable)..... | 139 |
| Low Profile JCASE® Fuse Kit..... | 350 | MID® BFI Fuses..... | 126 |
| Low Profile MINI® Fuse Kit..... | 349 | MID® Flex Fuse Holder..... | 126 |
| Low Temp MEGA® Fuses..... | 124 | MID® Fuses..... | 126 |
| LTX MEGA® & MID® Power Distribution Block Cable Seals..... | 125 | Mini and Micro Relay Block Kits..... | 187 |
| LTX MEGA® & MID® Power Distribution Fuse Block..... | 125 | Mini ISO relays w/fuse..... | 183 |
| m-ACR Automatic Charging Relay w/Optional Start Isolation..... | 190 | Mini ISO Solid State Relay..... | 183 |
| m-LVD Low Voltage Disconnect..... | 190 | Mini Magnetic Cable Tie Base..... | 59 |
| Magnet Kit..... | 343 | Mini Rectangular Chrome Mounting Bracket..... | 236 |
| Magnetic Bases & Mounts Kit..... | 59 | Mini Rocker Switches..... | 156 |
| Magnetic Bridle Rings..... | 59 | Mini Weatherproof Relay Connectors..... | 186 |
| Magnetic Cable Clam..... | 59 | MINI® ATM Inline Fuse Circuit Tap..... | 120 |
| Magnetic Cable Holders..... | 59 | MINI® Blade Type..... | 133 |
| Magnetic Cable Tie Bases..... | 59 | MINI® Fuse..... | 120 |
| Magnetic Cable Tie Pipe Base..... | 59 | MINI® Fuse and JCASE® Fuse Holder..... | 121 |
| Magnetic Hook & Loop Strap Base..... | 59 | MINI® Fuse Blocks..... | 123 |
| Magnetic J-Hooks..... | 59 | MINI® Fuse Holder..... | 120 |
| Magnetic Mount Trailer Light Kit..... | 230 | MINI® Fuse Holder with LED Light..... | 120 |
| Magnetic Mounts..... | 59 | MINI® Fuse Kit..... | 348 |
| Magnetic Panel & Trim Fasteners..... | 60 | MINI® Fuse Low Profile..... | 120 |
| Magnetic Pipe Cable Holders..... | 59 | MINI® Fuse Panels..... | 122 |
| Magnetic Plates..... | 60 | MINI® Fuse With Indicator Light..... | 120 |
| Magnetic Security Camera Mounting Kit..... | 59 | MINI® Fuse Without Indicator Light..... | 120 |
| Magnetic Sensor..... | 264 | MINI® Indicator Fuse Holders..... | 120 |
| Marinco Female Connectors..... | 270 | MINI® LED Fuse Panels..... | 122 |
| Marinco Locking Receptacles..... | 270 | MINI® Low Profile Fuse Circuit Tap..... | 121 |
| Marinco Male Plugs..... | 269 | MINI® Smart Glow Fuse Kit..... | 349 |
| Marinco Pigtail Adapters..... | 267 | ML-Series Automatic Charging Relays..... | 190 |
| Marinco Straight Adapters..... | 268 | Mobile Wire Cart..... | 355 |
| Marinco Weatherproof Plug Covers..... | 273 | Modular Brackets..... | 158 |
| Marinco Weatherproof Receptacle Covers..... | 273 | Molded Connectors..... | 298 |
| Marinco® Replacement Bulb..... | 254 | Molded Connectors with a Loop..... | 299 |
| Marine Insulators..... | 211 | Molex 30A Terminal Strips..... | 195 |
| Marine Rated Battery Fuse Blocks..... | 127 | Monster Extendable Ratchet..... | 316 |
| Marine Rated Battery Fuse Holders..... | 127 | Mounting Accessories..... | 200 |
| Marine Rated Battery Fuses..... | 127 | Mounting Bracket for Sealed MINI® Fuse/ISO Relay Panels..... | 122 |
| Marvel Mystery Air Tool Oil..... | 333 | Mounting Brackets for Stud Mount Circuit Breakers..... | 132 |
| Marvel Mystery Oil..... | 333 | Muffler Clamps..... | 69 |
| Master Disconnect Switch for Batteries..... | 169 | Multi-Wire Heat Shrink Closed End Connectors..... | 92 |
| Master Disconnect Switch for Batteries - Easy Fit..... | 169 | Multiple Stud Terminal Block - Zinc-Plated Steel Stud..... | 195 |
| Master Disconnect Switches for Batteries..... | 169 | Multiple Stud Terminal Block -Brass Stud Terminal Blocks..... | 195 |
| Mastervolt Charge Mate Pro Battery Isolator..... | 217 | Multiple Wire Terminal Kit - The Multi-Seal™..... | 347 |
| Mastervolt Charge Regulator and Temperature Sensor..... | 218 | NeoForm® Wiper Blades..... | 332 |
| Mastervolt PowerCombi Pure Sine Wave Inverter & Charger and Accessories..... | 218 | Nitrile Gloves (6 MIL)..... | 338 |
| MAXI® Fuse..... | 119 | Non-Illuminated Push-Button Round Hole Switch..... | 164 |
| MAXI® Fuse Block..... | 119 | Non-Insulated Terminals, Standard Performance..... | 85 |
| MAXI® Fuse Block..... | 119 | Non-Insulated Terminals, Standard Performance..... | 89 |
| MAXI® Fuse Holder..... | 119 | Non-Split Loom (High Rise Ridge)..... | 33 |
| MAXI® Fuse Holder with LED Light..... | 119 | Nylon & Vinyl Insulated Terminals, Premium Performance..... | 86 |
| MAXI® Fuse With Indicator Light..... | 119 | Nylon & Vinyl Insulated Terminals, Premium Performance..... | 87 |
| MAXI® Fuse Without Indicator Light..... | 119 | Nylon & Vinyl Insulated Terminals, Premium Performance..... | 89 |
| Maxima LED Round Sealed Work Light..... | 254 | Nylon 12 Solar Cable Ties..... | 56 |
| MCASE® Fuse Kit..... | 349 | Nylon 12 Solar Cable Ties..... | 108 |
| MCASE™ Fuses..... | 128 | Nylon Air Brake Tubing..... | 327 |
| MDB MID® PD Fuse Holders..... | 126 | Nylon Bushings..... | 49 |
| MDL® Slow Blow Glass Fuses..... | 112 | Nylon Cable Clamps..... | 61 |
| Mechanix® Original Gloves..... | 338 | Nylon Cable Clamps..... | 63 |
| Medium Size Rocker Switches..... | 156 | Nylon Hose Clamps..... | 65 |
| Medium-duty Toggle Switches..... | 148 | Nylon Insulated Terminals, Premium Performance..... | 74, 76, 79, 80,84 |
| MEGA® BF2 Fuses..... | 124 | Nylon Mono Expandable Sleeving..... | 38 |
| MEGA® Flex Fuse Holder..... | 125 | Nylon U-Clamps..... | 63 |
| MEGA® Fuse Block..... | 125 | OEM Open Barrel Crimp Tools..... | 309 |
| MEGA® Fuse Holder..... | 125 | Oil Pressure Gauge..... | 263 |
| MEGA® Fuses..... | 124 | Oil Pressure Sender..... | 264 |
| Metal Braided Sleeving..... | 37 | On-Off Faceplate & Locating Ring..... | 177 |
| Metal Pawl Precision Cable Ties..... | 54 | OptiFuse Type 1- 32V DC Automatic Reset..... | 131 |
| Metri-Pack 7-Way Connector..... | 103 | Orange Braided Self-Wrap PET Sleeving..... | 39 |
| Metri-Pack® 280 Sealed Terminal and Seal Kit..... | 353 | Ordinance Bolt Type..... | 203 |
| Metri-Pack® 280 Tangless Terminal and Seal Kit..... | 353 | | |

| description | page | description | page |
|--|--------------------|--|------|
| ORION® 30-Minute Road Flare Kit | 339 | PVF Brake Line | 325 |
| ORION® 30-Minute Road Flares | 339 | Quadplex Brake Cable | 14 |
| ORION® Deluxe 5" Flare Roadside Emergency Kit | 340 | Quick Disconnect | 203 |
| ORION® DOT Compliant Reflective Triangles | 340 | Quick Splice & Tap Connector | 93 |
| ORION® Emergency Signal Flag | 340 | Rack for Metal Boxes | 355 |
| ORION® Orange Non-Reflective Safety Vest | 340 | Ratchet Crimp Tool, Kit & Dies | 308 |
| ORION® Premium Roadside Flare and Emergency Kit | 339 | Ratchet Wrench Knockout Set | 354 |
| ORION® Roadside Flare and Emergency Kit | 339 | Razor Scrapers | 316 |
| ORION® Roadside Flare and Emergency Kit | 340 | Receiver Hitches | 294 |
| Outer Housings | 213 | Rectangle Face, Round Hole Rocker Switch | 157 |
| Output For A Relay | 178 | Rectangle Face, Round Hole Rocker Switch | 159 |
| Oval Face, Round Hole Rocker Switch | 159 | Rectangle Face, Round Hole Rocker Switch | 159 |
| Oval Rubber Grommet | 236 | Rectangular Rubber Grommet | 236 |
| Oval Sealed Side Marker & Turn Signal Lights | 232 | Red Split Loom | 32 |
| Oval Stop, Tail, Turn Lights | 231 | Reducer Bushings | 212 |
| Ox-Gard™ Anti-Oxidant Compound | 94 | Refractometer | 317 |
| Packard Type 56 Series Connectors | 107 | Rennsteig Assembly Keys for Stäubli MC4 | 312 |
| PAL bolt-mount | 128 | Rennsteig Crimp Dies for AMP Superseal 1.5 Series | 312 |
| PAL female | 128 | Rennsteig Crimp Dies for GT 150 & 280 Series | 311 |
| PAL mini female | 128 | Rennsteig Crimp Dies for Metri-Pack 280 | 311 |
| Parallel (Flag) | 201, 201, 202, 202 | Rennsteig Crimp Dies for Weather Pack | 311 |
| Parallel Booster Cable | 23 | Rennsteig Crimp Tool Frame | 311 |
| ParkPower Female Connectors | 270 | Rennsteig Crimp Tools for PV Connectors | 312 |
| ParkPower Male Replacement Plugs | 269 | Rennsteig eForce Battery Powered Crimp Tool | 313 |
| ParkPower Pigtail Adapters | 267 | Rennsteig Hand Tools | 312 |
| ParkPower Straight Generator Adapters | 268 | Rennsteig hForce Battery Powered Hydraulic Crimp Tool | 313 |
| ParkPower Weatherproof Plug Covers | 273 | Rennsteig Weather Pack Tool Kit | 351 |
| Passenger Car & Truck Styles | 295 | Replacement die kits | 310 |
| Pedestal Mount Lights | 225 | Replacement key | 169 |
| Phase Sequence and Open Phase Indicator | 318 | Reusable, Turtle Wrap | 42 |
| Picker ISO Micro Relays | 182 | Reversing & Progressive Toggle Switches | 145 |
| Picker ISO-280 Micro Relays | 182 | Right Angle Adapter | 267 |
| Picker Relays | 181 | Right Angle Cordset | 266 |
| Pigmy Clips | 214 | Ring | 72 |
| Pigtail Connectors | 93 | Ripcord | 13 |
| Pigtail Indicator Lights | 175 | Round Hole Rocker Switch Mounting Harness | 177 |
| Pigtail Plugs 2-Contact, 3-pc | 238 | Round Hole Rocker Switches | 161 |
| Pigtail Plugs 2-contact | 238 | Round Hole Rocker Switches | 161 |
| Pigtail Plugs 3-contact | 238 | Round Rocker LED Illuminated Switch Panel, Fused | 177 |
| Pigtail Plugs, Weathertight | 238 | Round Rocker Switches | 160 |
| Pigtail, NPT Hubs | 52 | Rubber Grommets | 51 |
| Pigtail, PG Hubs | 52 | Rubber Tarp Straps | 329 |
| Pin Labels On A Relay | 178 | Rubber Tractor Light | 253 |
| Plenum Rated Hook & Loop Fastener Rolls | 58 | Rubberized Undercoat | 333 |
| Pollak 10-Way Stud Type Junction Block | 195 | RV Incandescent Utility Lights | 235 |
| Polycarbonate Handle Kits | 212 | RV LED Utility Lights | 235 |
| Post to 3/8" Stud Converter | 204 | RVI Hook-up Wire | 16 |
| Post to Side Terminal Adapters | 204 | Safety Chains | 293 |
| Power Distribution Block - Dual 1 to 4 .250" Quick-Connect | 198 | Safety Glasses | 337 |
| Power Distribution Block - Dual 1 to 6 Screw Connect | 198 | Safety MEGA® Fuse Block | 125 |
| Power Distribution Block - Single 1 to 4 Screw Connect | 198 | Safety MIDI® Fuse Block | 126 |
| Power Steering Fluid | 333 | Safety Tape | 337 |
| Pre-made Relay Harnesses | 186 | Safety Vests | 337 |
| Primary Wire | 12 | Scoop Boxes | 355 |
| Progressive Industries Dead Front Receptacles | 278 | Scotchlok 2" Connectors | 91 |
| Progressive Industries Extension Plug | 277 | Screw Mount Cable Ties | 57 |
| Progressive Industries Hardwired EMS Surge Protectors | 277 | Screw Type Terminal Blocks | 195 |
| Progressive Industries Portable Surge Protectors | 278 | Scrubs-in-a-Bucket® | 338 |
| Progressive Industries Remote ByPass Switch Kit | 277 | Sealed Connector Tools | 308 |
| Progressive Industries Remote Digital Switch & Display | 277 | Sealed Keyed Ignition Switches | 168 |
| Progressive Industries Replacement Plugs | 278 | Sealed MINI® Fuse & ISO 280 MINI® Relay Combo Panel with Individual Inputs | 121 |
| Progressive Industries Replacement Receptacles | 277 | Sealed MINI® Fuse & ISO 280 MINI® Relay Combo Panel, Bussed Input | 121 |
| Progressive Industries Replacement Weather Shield Kit | 278 | Sealed MINI® Fuse & ISO 280 MINI® Relay Panel with Partially Bussed Inputs | 121 |
| ProMariner Digital Hand-held Multimeter | 320 | Sealed MINI® Fuse Panel with Bussed Inputs | 121 |
| ProMariner™ PFC ProNautic Multi-Language Charger Remote | 216 | Sealed MINI® Fuse Panel with TPAs | 122 |
| ProMariner™ ProNauticP Series Battery Chargers | 216 | Sealed MINI® Hard Wired Module | 122 |
| ProMariner™ ProSportHD Heavy Duty On-Board Chargers | 217 | Sealed Push-Button Switches | 165 |
| ProMariner™ TruePower Plus Pure Sine Wave Inverters | 217 | Sealed Toggle Switches | 146 |
| Protective Boots | 212 | Secondary Locks | 200 |
| Protective Caps | 212 | Self-Cutting Cable Ties | 53 |
| Protective Covers | 299 | Self-tapping ATC®/ATO® Fuse Holder | 94 |
| Pure Copper RoHS Battery Terminals | 202 | Self-tapping ATC®/ATO® Fuse Holder | 114 |
| Push Button Engine Start Switches | 168 | Separators | 329 |
| Push-Button Boot - PN 7900002 | 163 | Shielded Heat Shrink Tubing | 30 |
| Push-Button Horn Switch | 164 | Shielded Hose Clamps | 68 |
| Push-Button Switch | 165 | Shielded Wire | 16 |
| Push-Button Switches | 163 | Shut-Off Style Gladhands | 328 |
| Push-Button Universal Door | 164 | SI-ACR Automatic Charging Relay w/Optional Start Isolation | 190 |
| Push-in Connectors | 94 | Side Battery Terminals | 204 |
| Push-mount Bases | 60 | Side Blade Installation Fuse Block | 117 |
| Push-mount Ties | 56 | Side Terminal | 203 |
| Push-on (Quick Connect) | 72 | Side Terminal Battery Cables With Leads | 24 |
| Push-Pull Switch | 164 | Side Terminal Bolts | 210 |
| Push-Pull Switch | 164 | | |
| PVC Coated Toggle Switch | 146 | | |

| description | page | description | page |
|---|------|---|------|
| Side Terminal Charging Post..... | 204 | Stud End Caps for EATON RTMR..... | 122 |
| Side to Post Terminal Adapter..... | 204 | Stud Mount Circuit Breaker Boot..... | 130 |
| Silicone Adhesive Sealants..... | 336 | Stud Mount Circuit Breaker Bus Bars..... | 130 |
| Silicone Gasket Makers..... | 336 | STUD SIZE..... | 73 |
| Silicone Jacketed High-Temp Fiberglass Sleeving..... | 45 | Stud to Post Terminal Conversion Posts..... | 204 |
| Silver Foil Wrap..... | 46 | Submersible Trailer Light Kit..... | 230 |
| Simplify your installation with magnets..... | 59 | Submersible Trailer Light Kit, Over 80"..... | 230 |
| Single Wall Ployolefin Non-Adhesive 2:1 Heat Shrink- Red, Black, Clear Flexible..... | 27 | SunBundler® Crimp Lock Cable Ties..... | 62 |
| Single Contact..... | 238 | SunBundler® Crimp Lock Cable Ties..... | 108 |
| Single Contact License & Utility Light..... | 238 | SunScreener® Wire Mesh Clip..... | 62 |
| Single Pole Heavy-duty Toggle Switches..... | 143 | SunScreener® Wire Mesh Clip..... | 108 |
| Single Stand Alone Junction Blocks..... | 193 | Super B Wire Connectors..... | 92 |
| Single Stud-Type Junction Blocks..... | 194 | Super Wrist Magnet..... | 315 |
| Single Wall 2:1 Heat Shrink Kit..... | 342 | Surf 'N Turf™ Guardian Series..... | 155 |
| Single Wall 2:1 Heat Shrink Kit..... | 342 | Surf 'N Turf™ Rocker Switches..... | 155 |
| Single-Contact Trailer Connectors..... | 305 | SUS304 Stainless Steel Clamps (EPDM removable jacket)..... | 64 |
| Slide Switches..... | 176 | Sway Control..... | 293 |
| Slotted Nylon Loom..... | 33 | Swing-Away Style Gladhands..... | 328 |
| Small Trailer Connectors..... | 305 | Switch Connector Harness pn- 7400211..... | 166 |
| Small Vehicle/Golf Cart Battery Cables..... | 25 | Switch Thermal Circuit Breakers..... | 134 |
| Snap-in Circuit..... | 134 | SWITCH TYPES:..... | 143 |
| Snap-in Female Lighter Socket..... | 276 | Switch-to-Starter Cables..... | 25 |
| Snap-in Rocker Switch..... | 156 | T-tap Female Connectors..... | 93 |
| Snowplow Lights..... | 255 | T6 ThermoShield..... | 45 |
| Solder & Heat Shrink Terminal Kit - Grab-N-Go Jars..... | 346 | Table Top Wire Rack & Terminal Kit..... | 355 |
| Solder Bar..... | 210 | Tachometer with Hourmeter Gauge..... | 263 |
| Solder Pellet & Triple Wall Heat Shrink Battery Kit..... | 354 | Tail Light Kit, Traditional..... | 230 |
| Solder Pellet, Terminals & Triple Wall Heat Shrink Battery Kit..... | 353 | Tap Connectors (moisture resistant)..... | 93 |
| Solderless..... | 203 | Tap-in..... | 120 |
| Solenoid Switches..... | 188 | Tap-in Bullet Receptacles..... | 94 |
| Song Chuan Change Over Relays..... | 179 | TE AMP Superseal 1.5mm Series Connector Housings..... | 98 |
| Song Chuan Hi-Amp Relay..... | 184 | TE AMP Superseal 1.5mm Series Contacts..... | 98 |
| Song Chuan ISO ultra micro flux tight relay..... | 183 | TE AMP Superseal 1.5mm Series Wire Seals and Plugs..... | 98 |
| Song Chuan low profile NO relay w/resistor..... | 183 | TE Connectivity PV Crimp Tool..... | 109 |
| Song Chuan Micro 280 Relays..... | 180 | TE Connectivity Solarlok PV4-S Cable Couplers..... | 109 |
| Song Chuan Mini ISO Relays..... | 180 | TE Solarlok 2.0 Connectors..... | 109 |
| Spade..... | 72 | Tech® Wiper Blades..... | 332 |
| Speaker Wire..... | 15 | Tekonsha Zero Contact Interface Trailer Light Power Module..... | 302 |
| Specialty..... | 72 | Telescoping Hood Props..... | 315 |
| Specialty Cable Ties..... | 57 | Telescoping Magnetic Tools..... | 315 |
| Specialty Circuit, Heavy-duty Toggle Switches..... | 145 | Temperature Sender..... | 264 |
| Specialty Flasher Units..... | 198 | Tender Springs..... | 329 |
| Specialty Toggle Bat Handle Switches..... | 144 | Terminals..... | 107 |
| Spiral-Cut Loom..... | 34 | Terminals for Fuse Blocks..... | 118 |
| Splice and Joint Tape Sealant..... | 335 | Test Box..... | 318 |
| Split Barrel..... | 203 | Testing Clip Insulators..... | 211 |
| Split Loom (High Rise Ridge)..... | 31 | Testing Clips..... | 214 |
| Split Loom Dispenser Boxes..... | 33 | Therma Shield Shielding Tape..... | 335 |
| Spool Caddy Cart..... | 316 | Thermal Flashers..... | 198 |
| Spray Lubricant..... | 333 | ThermaShield Connector Shield..... | 46 |
| Square Face, Round Hole Rocker Switches..... | 159 | ThermaShield Convoluted..... | 45 |
| Square Face, Round Hole Rocker Switches..... | 160 | ThermaShield Flat..... | 46 |
| Square Face, Round Hole Snap-in Rocker Switches..... | 160 | ThermaShield Tape..... | 46 |
| Stackable Panel Mount ATC®/ATO® Fuse Holder..... | 114 | ThermaShield Tube..... | 45 |
| Stainless Steel Cable Ties..... | 57 | ThermaShield Wrap..... | 46 |
| Stainless Steel Full Coverage Expandable Sleeving..... | 38 | Thinline Chrome Mounting Bracket..... | 227 |
| Stainless Steel Safety Wire..... | 69 | Thinline Chrome Mounting Bracket..... | 236 |
| Stainless Steel Safety Wire..... | 316 | Threadlocker..... | 336 |
| Standalone Stud-Type Junction Blocks..... | 192 | Three-wire Connector..... | 238 |
| Standard Bare Copper Lugs..... | 205 | Thrifty Spools..... | 12 |
| Standard Cable Ties..... | 53 | Time Delay Relay..... | 185 |
| Standard Colored Cable Ties..... | 54 | Time Delay Relays..... | 185 |
| Standard Gladhands..... | 328 | Tin Plated Copper Lugs..... | 205 |
| Standard Hose Clamps..... | 68 | Tinned Copper Cable - Marine Grade..... | 21 |
| Standard Spring 500 Amp Battery Clamp - EZ Reach Type..... | 214 | Tinned Copper Wire - Marine Grade..... | 20 |
| Star..... | 72 | Toggle Handle Extension..... | 177 |
| Starting Fluid..... | 333 | Toggle Safety Cover..... | 177 |
| Stäubli MC4 Assembled Cable..... | 109 | Toggle Switch & Red Safety Cover Kit - PN 73210..... | 146 |
| Stäubli MC4 Branch Connectors..... | 109 | Toggle Switch Mounting Harness..... | 177 |
| Stäubli MC4 Cable Couplers..... | 109 | Tongue Weight (TW)..... | 293 |
| Stick-on Oblong Reflectors..... | 233 | Top Post..... | 203 |
| Stick-on Rectangle Reflectors..... | 233 | Top Post..... | 203 |
| Stick-on Reflector Rolls and Kit..... | 233 | Top Post Battery Cables..... | 24 |
| Stick-on Round Reflectors..... | 233 | Top Post Battery Cables With Leads..... | 24 |
| Straight Barrel..... | 201 | Trailer Balls..... | 293 |
| Straight Barrel..... | 201 | Trailer Cable..... | 15 |
| Straight Barrel..... | 202 | Trailer Cable Pogo..... | 300 |
| Straight Barrel..... | 202 | Trailer Connector Adapters..... | 302 |
| Straight Barrel..... | 202 | Trailer Connector Tester..... | 302 |
| Straight Barrel..... | 203 | Trailer Connector Testers..... | 317 |
| Straight Blade Adapters..... | 268 | Trailer Light Kit..... | 230 |
| Straight Insulators..... | 211 | Trailer/Tail Light Converters..... | 301 |
| Straight-Thru, NPT Hubs..... | 52 | Translucent Dual Wall 3:1 Heat Shrink - Adhesive-lined, Semi Rigid..... | 29 |
| Straight-Thru, PG Hubs..... | 52 | Translucent Dual Wall 3:1 Heat Shrink Kit..... | 342 |
| Stud Caps..... | 24 | Transmission Oil Cooler Hose..... | 331 |

| description | page | description | page |
|--|---------------|-------------|------|
| Trim Adhesive..... | 333, 336 | | |
| Triple Wall 3:1 Heat Shrink - Adhesive-lined, Rigid (Extra Thick)..... | 28 | | |
| Triplex Brake Cable..... | 14 | | |
| Tru-Spark™ Ignition Firing Indicator..... | 317 | | |
| True RMS 10 Function Digital Multimeter..... | 322 | | |
| True RMS 12 Function Digital Multimeter..... | 321 | | |
| True RMS 12 Function Digital Snap-Around..... | 324 | | |
| Tube Nuts..... | 326 | | |
| Turn Signal Switches..... | 151 | | |
| TV Outlet, USB Port And HDTV/Internet Cable Cord..... | 269 | | |
| Twist Locking Clamps..... | 329 | | |
| Type 1 - 12V DC Automatic Reset..... | 130 | | |
| Type 1 - 24V DC Automatic Reset..... | 131 | | |
| Type 1 - ATC®/ATO® MAXI™ Blade Type Auto Reset..... | 133 | | |
| Type 1 - Automatic Reset..... | 136, 137 | | |
| Type 1 - MAXI™ Auto Reset..... | 133 | | |
| Type 1 and Type 3 - ATC® Type..... | 133 | | |
| Type 2 - 12V DC Modified Reset & Type 3 - 12-24V DC Manual Reset ... | 132 | | |
| Type 2 - Universal Circuit Breaker Connectors..... | 134 | | |
| Type 3 - Low Profile ATC®/ATO®..... | 133 | | |
| Type 3 - Manual Reset (Switchable)..... | 136, 138, 139 | | |
| Type 3 - Manual Reset..... | 136, 138, 137 | | |
| Type SJOOW Power Cord..... | 26 | | |
| Type SOOW Power Cord..... | 26 | | |
| UL Rated MEGA® Fuses..... | 124 | | |
| Universal 3-stud Mount Stop, Tail, Turn, Backup Lights..... | 231 | | |
| Universal Bushings..... | 49 | | |
| Universal Lanyard Kill Switch..... | 169 | | |
| UV Resistant High-temperature Split Loom (High Rise Ridge)..... | 32 | | |
| UV-resistant Black Nylon..... | 108 | | |
| V-Series Carling Technologies® Contura III Rocker Switches..... | 153 | | |
| Vinyl Electrical Tape (7 MIL)..... | 334 | | |
| Vinyl Insulated & Non-Insulated Terminals, Standard Performance..... | 77 | | |
| Vinyl Insulated & Non-Insulated Terminals, Standard Performance..... | 78 | | |
| Vinyl Insulated & Non-Insulated Terminals, Standard Performance..... | 81 | | |
| Vinyl Insulated & Non-Insulated Terminals, Standard Performance..... | 88 | | |
| Vinyl Insulated Terminal Assortment Kits..... | 343 | | |
| Vinyl Insulated Terminal Assortment Kits..... | 344 | | |
| Vinyl Insulated Terminal Assortment Kits..... | 344 | | |
| Vinyl Insulated Terminals, Standard Performance..... | 74 | | |
| Vinyl Insulated Terminals, Standard Performance..... | 84 | | |
| Vinyl-Coated SPCC-5D Steel Clamps - ½" metal width..... | 65 | | |
| Viton® Flexible 2:1 Heat Shrink..... | 30 | | |
| Volcano Wrap, Woven..... | 44 | | |
| Volt Doctor™ Voltage-Continuity Tester..... | 319 | | |
| Voltmeter Gauge..... | 263 | | |
| WAGO 221 Series LEVER-NUT® Connectors..... | 92 | | |
| WAGO 222 Series LEVER-NUT® Connectors..... | 92 | | |
| Warehouse Gloves..... | 338 | | |
| Water Temperature Gauge..... | 263 | | |
| Waterproof Low Profile Trailer Light Kit..... | 230 | | |
| Weather Pack Connector Kit w/Tools..... | 351 | | |
| Weather Pack Connector, Terminal & Seal Kit..... | 352 | | |
| Weather Pack Terminal & Seal Kit..... | 351 | | |
| Weather-Pack 22-Way Bulkhead Connectors..... | 102 | | |
| Weather-Pack Assembled Pigtails..... | 102 | | |
| Weather-Pack Environmental Connector Housings..... | 102 | | |
| Weather-Pack Environmental Seals and Plugs..... | 102 | | |
| Weather-Pack Environmental Terminals..... | 102 | | |
| Weight Carrying (WC)..... | 292 | | |
| Weight Distribution (WD)..... | 292 | | |
| Welding Cable - Class K..... | 23 | | |
| White Lithium Grease..... | 333 | | |
| Window Momentary Switch..... | 157 | | |
| Windshield Wiper/Vacuum Hose..... | 331 | | |
| Winged Hard Plastic Wire Connectors..... | 91 | | |
| Wingnut..... | 203 | | |
| Wire Ferrules..... | 72 | | |
| Wire Harnesses..... | 301 | | |
| Wire Spool Rack..... | 316 | | |
| Wire Strippers & Crimpers..... | 313 | | |
| Wire Tracker™ Wire Tracer..... | 318 | | |
| Woven Cotton, Asphalt Coated Fabric Loom..... | 34 | | |
| Woven Flexible Self-Wrap Loom..... | 39 | | |
| Wrap N Seal™ Self-fusing Silicone Tape..... | 335 | | |
| ZCASE® Fuse Holders..... | 128 | | |
| ZCASE® Fuses..... | 128 | | |
| Zinc Plated SPCC-5D Steel Clamps (EPDM removable jacket)..... | 64 | | |

| part no. | page | part no. | page | part no. | page | part no. | page |
|---------------------|------|-------------------------|------|------------------------|------|--------------|------|
| 3M | | Blue Sea Systems | | Hellerman Tyton | | Heyco | |
| 71F-187-20-NBL..... | 79 | 7820..... | 215 | T1810C2..... | 55 | 3200..... | 52 |
| 71F-187-20-NL..... | 80 | 7821..... | 215 | T1810M4..... | 55 | 3210..... | 52 |
| 71F-250-32-NBL..... | 79 | 7822..... | 215 | T1819C2..... | 55 | 3213..... | 52 |
| 71F-250-32-NL..... | 80 | 7823..... | 215 | T1819M4..... | 55 | 3216..... | 52 |
| 71M-187-20-NBL..... | 79 | 7824..... | 215 | T18LOC2..... | 55 | 3219..... | 52 |
| 71M-187-20-NL..... | 80 | 7825..... | 215 | T18L0M4..... | 55 | 3222..... | 52 |
| 71M-250-32-NBL..... | 79 | 7830..... | 215 | T18L9C2..... | 55 | 3225..... | 52 |
| 72F-187-20-NBL..... | 79 | 7831..... | 215 | T18L9M4..... | 55 | 3228..... | 52 |
| 72F-187-20-NL..... | 80 | 7832..... | 215 | T18ROC2..... | 55 | 3231..... | 52 |
| 72F-250-32-NBL..... | 79 | 7833..... | 215 | T18R0M4..... | 55 | 3234..... | 52 |
| 72M-187-20-NBL..... | 79 | 7834..... | 215 | T18R9C2..... | 55 | 3237..... | 52 |
| 72M-187-20-NL..... | 80 | 7840..... | 215 | T18R9M4..... | 55 | 3239..... | 52 |
| 72M-250-32-NBL..... | 79 | 7841..... | 215 | T18S0C2..... | 55 | 3240..... | 52 |
| 73F-250-32-NBL..... | 79 | 7850..... | 215 | T18S0M4..... | 55 | 3245..... | 52 |
| 73F-250-32-NL..... | 80 | 7851..... | 215 | T30LOC2..... | 55 | 3246..... | 52 |
| 73M-250-32-NBL..... | 79 | 7860..... | 215 | T30L0M4..... | 55 | 3251..... | 52 |
| | | 7850001..... | 215 | T30L9C2..... | 55 | 3254..... | 52 |
| | | 7851001..... | 215 | T30L9M4..... | 55 | 3258..... | 52 |
| | | 1732..... | 265 | T30LLOC2..... | 55 | 3259..... | 52 |
| | | | | T30LLOM4..... | 55 | 3260..... | 52 |
| Anderson | | DEUTSCH | | T30LL9C2..... | 55 | 3261..... | 52 |
| 115G1..... | 213 | 0411-291-1405..... | 309 | T30LL9M4..... | 55 | 3262..... | 52 |
| 115G2..... | 213 | 0411-310-1605..... | 309 | T30R0C2..... | 55 | 3264..... | 52 |
| 115G3..... | 213 | 114008..... | 309 | T30R0M4..... | 55 | 3266..... | 52 |
| 1319..... | 213 | 114009..... | 309 | T30R9C2..... | 55 | 3444..... | 52 |
| 1319G4..... | 213 | 114010..... | 309 | T30R9M4..... | 55 | 3446..... | 52 |
| 1319G6..... | 213 | DT-RT1..... | 309 | T30XLOC2..... | 55 | 3448..... | 52 |
| 1321-BK..... | 213 | DTT-12-00..... | 309 | T30XLOM4..... | 55 | 3454..... | 52 |
| 1321G1-BK..... | 213 | DTT-16-00..... | 309 | T30XL9C2..... | 55 | 3458..... | 52 |
| 1321G2-BK..... | 213 | DTT-16-01..... | 309 | T30XL9M4..... | 55 | 3460..... | 52 |
| 1321G3-BK..... | 213 | DTT-20-00..... | 309 | T40I0C2..... | 55 | 3462..... | 52 |
| 1321G4-BK..... | 213 | HDT-48-00..... | 309 | T40I0M4..... | 55 | 8437..... | 52 |
| 1327-BK..... | 213 | HDT-1561..... | 309 | T40I9C2..... | 55 | G2004..... | 50 |
| 1327G5-BK..... | 213 | | | T40I9M4..... | 55 | G2006..... | 50 |
| 1327G6-BK..... | 213 | | | T40LOC2..... | 55 | G2007..... | 50 |
| 1327G7-BK..... | 213 | | | T40L0M4..... | 55 | G2016..... | 50 |
| 1327G8-BK..... | 213 | | | T40L9C2..... | 55 | G2020..... | 50 |
| 1331-BK..... | 213 | EZ Connector | | T40L9M4..... | 55 | G2024..... | 50 |
| 1332-BK..... | 213 | R7-02..... | 300 | T40R0C2..... | 55 | G2031..... | 50 |
| 1347-BK..... | 213 | R7-05..... | 300 | T40R0M4..... | 55 | G2039..... | 50 |
| 1381-BK..... | 213 | R7-07..... | 300 | T40R9C2..... | 55 | H8461..... | 52 |
| 1381G1-BK..... | 213 | R7-11..... | 300 | T40R9M4..... | 55 | H8463..... | 52 |
| 1381G2-BK..... | 213 | R7-52..... | 300 | T50I0C2..... | 55 | H8465..... | 52 |
| 1381G3-BK..... | 213 | R7-54..... | 300 | T50I0M4..... | 55 | H8467..... | 52 |
| 1381G4-BK..... | 213 | R7-56..... | 300 | T50I9C2..... | 55 | M4514..... | 52 |
| 1382..... | 213 | S7-07..... | 300 | T50I9M4..... | 55 | M4516..... | 52 |
| 1383..... | 213 | S7-07-06..... | 300 | T50LOC2..... | 55 | M4522..... | 52 |
| 1384..... | 213 | S7-10..... | 300 | T50L0M4..... | 55 | M4524..... | 52 |
| 1460G1..... | 213 | S7-12..... | 300 | T50L9C2..... | 55 | M8439..... | 52 |
| 1460G2..... | 213 | S7-60B2..... | 300 | T50L9M4..... | 55 | M9142..... | 52 |
| 1460G3..... | 213 | S7-60DL..... | 300 | T50R0C2..... | 55 | M9144..... | 52 |
| 1461G1..... | 213 | S7-60DR..... | 300 | T50R0M4..... | 55 | | |
| 1461G2..... | 213 | S7-60F..... | 300 | T50R9C2..... | 55 | | |
| 1461G3..... | 213 | S7-60G..... | 300 | T50R9M4..... | 55 | | |
| 1470G1..... | 213 | S7-61..... | 300 | T50S0C2..... | 55 | | |
| 1470G2..... | 213 | | | T50S0M4..... | 55 | | |
| 1470G3..... | 213 | | | T50S9C2..... | 55 | | |
| 5900..... | 213 | Guest | | T50S9M4..... | 55 | | |
| 5915..... | 213 | 2603..... | 218 | | | | |
| 5916-BK..... | 213 | 2707A..... | 216 | | | | |
| 5916G4-BK..... | 213 | 2708A..... | 216 | | | | |
| 5916G5-BK..... | 213 | 2710A..... | 216 | | | | |
| 5916G6-BK..... | 213 | 2711A..... | 216 | | | | |
| 5916G7-BK..... | 213 | 2713A..... | 216 | | | | |
| 5952..... | 213 | 2720A..... | 216 | | | | |
| | | 2731A..... | 216 | | | | |
| | | 2740A..... | 216 | | | | |
| | | 28106..... | 216 | | | | |
| | | 28210..... | 216 | | | | |

| part no. | page | part no. | page | part no. | page | part no. | page |
|-----------------|------|-------------------|------|-------------------|------|-----------------------------|------|
| Ideal | | 47048..... | 67 | Mastervolt | | Rennsteig | |
| 5Y012..... | 67 | 57060..... | 66 | 83304002..... | 217 | 610 185 3..... | 312 |
| 5Y020..... | 67 | 57080..... | 66 | 83309002..... | 217 | 624 339 3 0..... | 312 |
| 5Y028..... | 67 | 57100..... | 66 | Molex | | 624 570 3 1..... | 312 |
| 5Y036..... | 67 | 57120..... | 66 | 191640003..... | 82 | 624 773 3 02..... | 312 |
| 5Y048..... | 67 | 57160..... | 66 | 191640004..... | 82 | 624 825 3 012..... | 312 |
| 5Y064..... | 67 | 57200..... | 66 | 191640005..... | 82 | 624 969 3 1..... | 312 |
| 6X200..... | 67 | 57240..... | 66 | 191640006..... | 86 | 624 1486 3 012..... | 311 |
| 6X300..... | 67 | 57280..... | 66 | 191640009..... | 74 | 624 1489 3 012..... | 311 |
| 6X400..... | 67 | 57320..... | 66 | 191640010..... | 74 | 624 1492 3 012..... | 311 |
| 6X500..... | 67 | 57360..... | 66 | 191640013..... | 75 | 690 001..... | 312 |
| 6Y004..... | 67 | 57400..... | 66 | 191640015..... | 78 | 700 016 3..... | 312 |
| 6Y006..... | 67 | 57440..... | 66 | 191640017..... | 78 | 700 038 3..... | 312 |
| 62M05..... | 66 | 57480..... | 66 | 191640020..... | 82 | 707 040..... | 312 |
| 62M08..... | 66 | 57520..... | 66 | 191640026..... | 82 | 708 212..... | 312 |
| 62M10..... | 66 | 57560..... | 66 | 191640027..... | 82 | 6320 802 1..... | 313 |
| 62P05..... | 66 | 62604..... | 66 | 191640028..... | 74 | 6370 0300 1..... | 313 |
| 62P08..... | 66 | 62606..... | 66 | 191640028..... | 86 | 8007 5004 6..... | 312 |
| 62P10..... | 66 | 63004-0128..... | 66 | 191640029..... | 86 | PEW12..... | 311 |
| 6204..... | 66 | 63004-0152..... | 66 | 191640030..... | 86 | R624 032..... | 312 |
| 6206..... | 66 | 63004-0188..... | 66 | 191640032..... | 82 | R624 050..... | 312 |
| 6708M..... | 67 | 63004-0248..... | 66 | 191640033..... | 82 | R624 060..... | 312 |
| 6710M..... | 67 | 63004-0312..... | 66 | 191640034..... | 82 | R624 1476..... | 311 |
| 6712M..... | 67 | 67004-0006..... | 66 | 191640039..... | 74 | R624 1498..... | 311 |
| 6716M..... | 67 | 67004-0008..... | 66 | 191640040..... | 74 | R624 1502..... | 311 |
| 6720M..... | 67 | 67004-0010..... | 66 | 191640044..... | 75 | R624 1513..... | 311 |
| 6724M..... | 67 | 67004-0012..... | 66 | 191640048..... | 78 | R624 1528..... | 311 |
| 6728M..... | 67 | 67004-0016..... | 66 | 191640050..... | 78 | R624 1529..... | 311 |
| 6732M..... | 67 | 67004-0020..... | 66 | 191640053..... | 74 | Picker | |
| 6736M..... | 67 | 67004-0024..... | 66 | 191640054..... | 74 | PC775-1A-12C-D-X..... | 181 |
| 37215-0016..... | 66 | 67004-0028..... | 66 | 191640055..... | 74 | PC775-1A-12C-X..... | 181 |
| 37215-020..... | 66 | 67004-0032..... | 66 | 191640056..... | 75 | PC775-1A-24C-R-X..... | 181 |
| 37215-0022..... | 66 | 67004-0036..... | 66 | 191640062..... | 82 | PC781-1A-12S-R-X..... | 182 |
| 37215-0024..... | 66 | 67004-0040..... | 66 | 191640065..... | 82 | PC782-1A-12S-D-X..... | 182 |
| 37215-0028..... | 66 | 67004-0044..... | 66 | 191640066..... | 82 | PC782-1A-12S-R-X..... | 182 |
| 37215-0032..... | 66 | 67004-0048..... | 66 | 191640067..... | 82 | PC784-1A-12S-R-X..... | 182 |
| 37215-0034..... | 66 | 67004-0052..... | 66 | 191640068..... | 82 | PC784-1C-12S1-R-X..... | 182 |
| 37215-0036..... | 66 | 67004-0056..... | 66 | 191640070..... | 86 | PC785-1A-12S1-D-X..... | 182 |
| 37215-0040..... | 66 | 67004-0064..... | 66 | 191640075..... | 78 | PC785-1A-12S-R-X..... | 182 |
| 37215-0048..... | 66 | 67004-0096..... | 66 | 191640076..... | 78 | PC785-1C-12S1-D-X..... | 182 |
| 37215-0052..... | 66 | 800019999058..... | 68 | 191640079..... | 75 | PC785-1C-12S1-R-X..... | 182 |
| 37215-0056..... | 66 | Marinco | | 191640080..... | 82 | PC785-1C-24S1-R-X..... | 182 |
| 37215-0060..... | 66 | 103RN..... | 273 | 191640081..... | 82 | PC792A-1C-C3-12S-RN-X..... | 181 |
| 38215-0238..... | 67 | 104SPP..... | 267 | 191640082..... | 82 | PC792A-1C-C3-24S-N-X..... | 181 |
| 38215-0262..... | 67 | 105SPP..... | 267 | 191640085..... | 82 | PC792C-1U-C1-12C-N-X..... | 181 |
| 38215-0275..... | 67 | 106A..... | 267 | 191640086..... | 82 | PC792E-1A-C1-12S-RN-X..... | 181 |
| 38215-0288..... | 67 | 110A..... | 267 | Orion | | PC792E-1A-C-12S1-RN-X..... | 181 |
| 38215-0300..... | 67 | 111A..... | 267 | 454..... | 340 | PC792E-1C-C1-12C-DN-X..... | 181 |
| 38215-0325..... | 67 | 115A..... | 267 | 458..... | 340 | PC792E-1C-C1-12C-N-X..... | 181 |
| 38215-0350..... | 67 | 117A..... | 267 | 461..... | 340 | PC792E-1C-C1-12S1-RN-X..... | 181 |
| 38215-0375..... | 67 | 118A..... | 267 | 3073..... | 339 | PC792E-1C-C1-24C-RN-X..... | 181 |
| 38215-0400..... | 67 | 121A..... | 267 | 6030..... | 339 | PC792E-1C-C2-12S1-N-X..... | 181 |
| 38215-0425..... | 67 | 123A..... | 267 | 8901..... | 340 | PC792E-1C-C-12C-N-X..... | 181 |
| 38215-0450..... | 67 | 150SPP..... | 267 | 8902-5..... | 340 | PC792E-1C-C-12C-RN-X..... | 181 |
| 38215-0512..... | 67 | 305CRPN..... | 269 | 8905..... | 339 | PC792E-1C-C-12S1-RN-X..... | 181 |
| 38215-0562..... | 67 | 305CRR..... | 270 | 8907..... | 339 | PC792E-1C-C-12S-D1N-X..... | 181 |
| 38215-0612..... | 67 | 6365CRN..... | 269 | | | PC792E-1C-C-12S-RN-X..... | 181 |
| 47010..... | 67 | 6369CR..... | 270 | | | PC795-1A-C2-12C-N-X..... | 181 |
| 47012..... | 67 | 7420CR..... | 273 | | | PC795-1A-C2-12S-RN-X..... | 181 |
| 47016..... | 67 | 7717N..... | 273 | | | PC795-1A-C2-24S1-RN-X..... | 181 |
| 47020..... | 67 | 7788CR..... | 273 | | | PC795-1A-C-12C-DN-X..... | 181 |
| 47024..... | 67 | 50025NL..... | 266 | | | PC795-1A-C-12C-RN-X..... | 181 |
| 47028..... | 67 | 150025..... | 266 | | | PC795-1A-C-12S1-N-X..... | 181 |
| 47032..... | 67 | 150050..... | 266 | | | PC7150-1C-C2-12C-N-X..... | 181 |
| 47036..... | 67 | 150050NL..... | 266 | | | PC7150-1C-C-12C-N-X..... | 181 |
| 47040..... | 67 | 151225..... | 266 | | | | |
| 47044..... | 67 | 151250..... | 266 | | | | |

| part no. | page | part no. | page | part no. | page | part no. | page |
|------------------|------|--------------------------------------|------|------------------|------|----------|------|
| ParkPower | | ProMariner | | TE | | | |
| 1PCMRV | 267 | 7100..... | 217 | 1-1579004-2..... | 109 | | |
| 30MPRV | 269 | 7200 | 217 | 2270024-1..... | 109 | | |
| 103ELRV | 273 | 44006..... | 217 | 2270025-1..... | 109 | | |
| 103RV | 273 | 44008..... | 217 | | | | |
| 124ARV | 267 | 44012..... | 217 | WAGO | | | |
| 124ARV-25 | 267 | 44020..... | 217 | 221-412..... | 92 | | |
| S15-30 | 268 | 44021..... | 217 | 221-413..... | 92 | | |
| S15-30RV | 268 | 63100..... | 216 | 221-415..... | 92 | | |
| S15-504..... | 268 | 63110..... | 216 | 221-612..... | 92 | | |
| S15-504RV | 268 | 63115..... | 216 | 221-613..... | 92 | | |
| S20-15..... | 268 | 63120..... | 216 | 221-615..... | 92 | | |
| S20-30 | 268 | 63130..... | 216 | 222-412..... | 92 | | |
| S30-15 | 268 | 63140..... | 216 | 222-413..... | 92 | | |
| S30-15RV | 268 | 63150..... | 216 | 222-415..... | 92 | | |
| | | 63160 | 216 | | | | |
| Pollak | | 36211200..... | 218 | | | | |
| 11-402..... | 305 | 36212000..... | 218 | | | | |
| 11-403..... | 305 | | | | | | |
| 11-404..... | 305 | Progressive | | | | | |
| 11-409..... | 305 | 50AXP | 277 | | | | |
| 11-410 | 305 | EMS-HW30C | 277 | | | | |
| 11-501..... | 305 | EMS-HW50C | 277 | | | | |
| 11-502..... | 305 | EMS-LCHW30..... | 277 | | | | |
| 11-609..... | 305 | EMS-LCHW50..... | 277 | | | | |
| 11-704 | 303 | EMS-RDS | 277 | | | | |
| 11-723..... | 303 | RBPSK..... | 277 | | | | |
| 11-737 | 303 | RV-14-50DFR..... | 278 | | | | |
| 11-739 | 303 | RV-14-50P..... | 278 | | | | |
| 11-761..... | 303 | RV-14-50R..... | 277 | | | | |
| 11-763..... | 303 | RV-TT-30DFR | 278 | | | | |
| 11-801 | 303 | RV-TT-30P | 278 | | | | |
| 11-802P..... | 303 | RV-TT-30R..... | 277 | | | | |
| 11-851 | 305 | RWSK | 278 | | | | |
| 11-852 | 305 | SSP-30X | 278 | | | | |
| 11-893..... | 304 | SSP-30XL..... | 278 | | | | |
| 11-896..... | 302 | SSP-50X | 278 | | | | |
| 11-898..... | 304 | SSP-50XL..... | 278 | | | | |
| 11-902 | 303 | | | | | | |
| 11-904..... | 303 | Song Chuan | | | | | |
| 11-910 | 303 | 301-1A-C-D1-12VDC..... | 180 | | | | |
| 11-932 | 304 | 301-1A-C-R1-U03-12VDC | 180 | | | | |
| 12-724..... | 302 | 301-1C-C-D1-12VDC | 180 | | | | |
| 12-725..... | 302 | 301-1C-C-R1-U01-12VDC | 180 | | | | |
| 12-726..... | 302 | 301-1C-C-R1-U02-24VDC..... | 180 | | | | |
| 12-727 | 302 | 871-1A-S-R1-12VDC | 180 | | | | |
| 12-743..... | 302 | 871-1C-C-R1-U01-12VDC..... | 180 | | | | |
| 12-811EP | 303 | 896H-1AH-C1S-R1-12VDC | 179 | | | | |
| 12-812EP | 303 | 896H-1AH-C-R1-U03-12VDC..... | 179 | | | | |
| 12-906..... | 305 | 896H-1CH-C1-R1-24VDC | 179 | | | | |
| 12-907 | 305 | 896H-1CH-C1-R1-U45-12VDC..... | 179 | | | | |
| 14-116 | 304 | 896H-1CH-C1S-12VDC | 179 | | | | |
| 14-117..... | 304 | 896H-1CH-C-R1-U03-12VDC..... | 179 | | | | |
| 52-248 | 195 | 896H-1CH-C-R1-U03-12VDC..... | 179 | | | | |
| S7-05 | 300 | 896H-1CH-D-001-12VDC | 179 | | | | |
| S7-06 | 300 | 896H-1CH-D1-12VDC | 179 | | | | |
| S7-06D | 300 | 896H-1CH-D1-R1-24VDC | 179 | | | | |
| S7-08 | 300 | 896H-1CH-D1SF-R1-12VDC..... | 180 | | | | |
| S7-09 | 300 | 896H-1CH-D1SW-R1-24VDC | 180 | | | | |
| | | 896H-1CH-D1SW-R1- U30-12VDC | 180 | | | | |
| | | 896H-1CH-D-12VDC | 179 | | | | |
| | | 896H-1CH-D-R1-12VDC | 179 | | | | |
| | | 896H-1CH-S-R1-U25-12VDC | 179 | | | | |
| | | 897-1AH-C1S-R1-24VDC | 179 | | | | |
| | | 897-1AH-C1S-R1-U06-12VDC | 179 | | | | |
| | | 897-1AH-C-R1-U03-12VDC..... | 179 | | | | |
| | | 897-1AH-D1-12VDC | 179 | | | | |



APPENDIX



TERMS AND CONDITIONS OF SALE

Unless otherwise agreed to by Del City in writing, the following terms and conditions ("Agreement") apply to all purchases of Products. By placing an order for Products, you accept and agree to be bound to this Agreement. If you have placed an order, but do not wish to be bound to this Agreement, then you must either (i) promptly cancel such order in accordance with the Cancellation Policy (as defined below), or (ii) return the order in accordance with the Return Policy (as defined below).

DEFINITIONS. "Del City" means Del City, a business unit of Power Products, LLC. "Buyer" or "you" means you and/or any of your affiliates that place an order for Products. "Products" includes Standard Products and Special Products. "Standard Products" are products (i) that have not been modified especially for a Buyer, and (ii) are available to the general public for purchase from Del City. "Special Products" are products that (i) are not a Standard Product, (ii) are a custom product or a modification of a Standard Product done at the request of or especially for a Buyer, or (iii) have been marked or labeled according to a Buyer's specifications.

ORDERS. All orders are subject to acceptance by Del City, which acceptance will be indicated by (i) written confirmation, (ii) electronic confirmation, or (iii) fulfillment and shipment of such order. Products must be ordered in standard pack quantities where applicable. Del City reserves the right to supply less than the quantity ordered of any Product, at any time and without notice. All orders shall be deemed to be fully accepted by Buyer unless Del City receives written notification to the contrary within fourteen (14) days of the invoice date of such order.

PRICES. All orders for Standard Products will be invoiced at the price in effect on the date the order was accepted, and all orders for Special Products will be invoiced at the price in effect at the time of shipment. All prices are subject to change without notice and are subject to shortages in materials or resources and increases in the cost of manufacturing. Taxes and shipping and handling charges are not included in Product prices. Unless otherwise agreed to by Del City in writing, all costs, fees and expenses associated with the shipment of Products or the insurance of such products while in transit shall be paid by Buyer, and will be calculated and added to the order prior to shipment.

FREIGHT: Orders for in-stock items will normally ship the same day or next day via UPS ground. Priority shipments of in-stock items must be received by 2:00pm CST to insure same-day shipping. If another type of carrier is desired, please indicate the company and an account number that we can bill for this service. All merchandise is shipped freight prepaid and the shipping cost is added to the total cost of your invoice. Oversized packages, special order products, and shipments made to destinations outside the contiguous United States may incur additional charges.

Del City is pleased to offer free shipping on orders of more than \$99. This service applies only to UPS ground shipments to destinations within the contiguous United States. All qualifying orders must meet the \$99 minimum after applying all discounts. Blanket (future) orders, expedited orders, and orders with a COD payment method are not eligible for free shipping. Del City reserves the right to change shipping policies at any time.

SALES TAX: Applicable sales tax will be added to all items for customers residing in CA, FL, GA, IL, MN, NC, NV, NY, SD, TN, TX, and WI that do not have a tax exempt resale certificate issued by the respective state. If you are tax-exempt, please fax a copy of your tax exempt form to 1-800-431-1293 (toll free) or 262-293-7021, or email the form to info@delcity.net. (Note: For shipments to Illinois, Del City does not collect tax on freight; however, applicable sales tax on freight charges are paid by Del City to the state of Illinois.)

USE TAX NOTICE: Del City is not required to and does not collect sales or use tax in certain states, such as Kentucky. Buyer may be subject to use tax under applicable state law unless the purchase is exempt from taxation. Refer to complete Del City Terms & Conditions for additional details.

TARIFF CHARGES: Per the U.S. Trade Representative Section 301, 25% tariffs are being imposed on specific products manufactured in China entering into the United States. Unfortunately, there is only so much we can do to mitigate the impact, and we must regrettably charge our customers a portion of these tariffs in order to provide you our full selection and the excellent service you have come to expect. A 12.5% fee is being added onto your order for only affected items. You can read more about the imposed tariffs, and view a list of all affected products by clicking here.

CANCELLATION POLICY. No orders which have been received by Del City may be cancelled or revised by Buyer except with Del City's prior written consent and upon payment of reasonable cancellation charges compensating Del City for all costs incurred in work done and material purchased. Del City reserves the right (i) to determine what constitutes reasonable cancellation charges, and (ii) to cancel any order at any time if Buyer becomes insolvent or is in breach of any applicable law or any term of this Agreement. Orders for Special Products are non-cancellable.

TITLE AND RISK OF LOSS. Title to each order for Products shall pass from Del City to Buyer upon Del City's tender of such order to the initial carrier. Loss or damage that occurs during shipping shall be Buyer's responsibility. Acceptance of an order from the final carrier constitutes a waiver of any claims against Del City for delay, damage or losses arising from such order.

CREDIT AND PAYMENTS. Payment terms are net 30 days. Visa, MasterCard, American Express and Discover/Novus payments are accepted. No charges will be made to your credit card until the product has been shipped. All payments must be in U.S. dollars. Invoices are due and payable within the time period noted on Buyer's invoice, or if not noted, then within thirty (30) days, measured from the date of the invoice. Account credit may be approved for qualified Buyers, subject to continuing credit approval by Del City. Del City reserves the right to withdraw credit at any time and for any reason. Del City may invoice parts of an order separately or may invoice purchases of Products in one invoice.

OVERDUE ACCOUNTS. Timely payment for all invoices is of the essence. Del City reserves the right to charge Buyer a late penalty of 1.5% per month applied against undisputed overdue amounts, or the maximum rate permitted by law. Del City shall have the right to set-off and deduct from any credit balance any sums owed from Del City. If Buyer fails to make payment in accordance with the payment terms specified by Del City, Del City may, without any liability to Buyer, defer shipments until such payment is made, or may, at its option, cancel all or any part of the unshipped order. Buyer shall be liable to Del City for all collection expenses, including reasonable attorney's fees and court costs, incurred by Del City in attempting to collect any amounts due from Buyer.

CREDIT BALANCES. Unless otherwise agreed to by Del City in writing, Buyer must use any credit balances that have been issued by Del City within one (1) year of issuance. IF NOT APPLIED OR REQUESTED WITHIN SUCH PERIOD, ANY BALANCE REMAINING WILL BE SUBJECT TO CANCELLATION, AND DEL CITY SHALL HAVE NO FURTHER LIABILITY WITH RESPECT THERETO.

CORRECTIONS. Del City is not responsible for pricing, typographical, or other errors in any offer, catalog, price list or quotation, and reserves the right to cancel orders arising from such errors.

SPECIAL PRODUCTS. All drawings, designs or specifications for Special Products must be mutually agreed upon in a written document signed by both parties. Orders for Special Products are non-cancellable and nonreturnable. If Buyer rejects any delivery of Special Products, in whole or in part, Buyer is still liable for the full purchase price of such order.

RETURN POLICY. Subject to certain restrictions, new, unused, and unopened Standard Products may be returned to Del City after receiving a Return Merchandise Authorization (RMA) from Del City ("Authorized Returns"). To obtain an RMA, contact your Del City Buyer Service Representative. Authorized Returns received more than 30 days after initial delivery are subject to a minimum 20% restocking fee. Authorization will not be given for the return of Products (i) which are discontinued Products, (ii) which were not invoiced within the previous twelve (12) month period, or (iii) which are Special Products. Unauthorized returns may be refused and/or returned freight collect. Authorized Returns must be in their original or equivalent packaging, and, unless otherwise agreed to by Del City in writing, Buyer is responsible for risk of loss and shipping and handling fees for Authorized Returns. The "Return Value" for Authorized Returns shall be the lesser of (i) the prevailing fair market value of such products at the time the RMA is issued or (ii) Buyer's original purchase price for the products, adjusted for bundling and promotional pricing, if applicable. The Return Value shall be paid in the form of a credit to Buyer's account to be used for future purchases of Products. Special Products and discontinued Standard Products are nonreturnable.

DISCONTINUED PRODUCTS. Del City may modify or discontinue Products at any time without prior notice to Buyer. A change in a Product may occur after a Buyer places an order but before Del City ships the Products. As a result, the Products a Buyer receives might display minor differences from Products requested in a Buyer order. However, modified or substituted Products will meet or exceed all material specifications of the original Products requested in such order. Discontinued Standard Products are nonreturnable.

LIMITED WARRANTY. Subject to certain exclusions and limitations, Del City warrants that at the time of shipment, all Products will be free of defects in material and workmanship. This warranty does not cover ordinary wear and tear, abuse, misuse, overloading, alteration or Products which have not been installed, operated or maintained in accordance with their intended use. The applicable warranty period for all Products is the 30-day period following date of purchase by Buyer, except as expressly covered by a separate written agreement signed by both parties. No warranty will be honored unless an invoice or other proof of the purchase date is provided to Del City. Warranty claims received after the applicable warranty period will not be honored. When a warranty claim arises, Buyer must contact Del City directly. If the defect comes under the terms of this limited warranty, Del City will arrange, at its option, one of the following: (i) the Product will be repaired by Del City authorized personnel, (ii) Del City will replace the Product, or (iii) Del City will refund the applicable portion of the purchase price

LIMITATION OF LIABILITIES. The remedy of repair, replacement or refund is Buyer's exclusive remedy for breach of the foregoing limited warranty. THE FOREGOING WARRANTY IS EXCLUSIVE AND IS IN LIEU OF ALL OTHER EXPRESS AND IMPLIED WARRANTIES WHATSOEVER, INCLUDING BUT NOT LIMITED TO IMPLIED WARRANTIES OF MERCHANTABILITY AND FITNESS FOR A PARTICULAR PURPOSE. IN NO EVENT SHALL DEL CITY BE RESPONSIBLE FOR INCIDENTAL, SPECIAL, OR CONSEQUENTIAL DAMAGES. Buyer is solely responsible for determining the suitability of Products for Buyer's use or resale, or for incorporating them into articles or using them in Buyer's application. Buyers who are distributors (i) are authorized to extend the foregoing limited warranty to its original purchasers in connection with sales of Products, provided that such Products shall not have been altered by such distributor, and (ii) shall be full responsible for any warranties such Buyer makes to its customers, which may be more broad or more extensive than Del City's limited warranty. Del City's total liability for any and all claims arising out of or in connection with this Agreement in any 12-month period shall not exceed the total amount paid by Buyer during the prior 12 months of this Agreement for the specific Product subject to any warranty claim.

GOVERNMENT CONTRACTS. Products are commercial items as defined in Federal Acquisition Regulation (FAR) 2.101. If Buyer sells Products to any government, or to a government prime contractor or subcontractor, Buyer shall be solely and exclusively liable for compliance with all government acquisition statutes and regulations. Del City makes no representations, certifications, or warranties whatsoever about compliance with government acquisition statutes and regulations, including, without limitation, those that may relate to pricing, quality, origin or content, and specifically rejects the flow down of all FAR clauses not required to be included in a subcontract for commercial items.

LEGAL COMPLIANCE. Buyer agrees to comply with all applicable U.S. and foreign laws, regulations, orders and requirements pertaining to the purchase and sale of Products, their export from the U.S., and their import into the country of destination. Without limiting the generality of the foregoing, Buyer acknowledges and agrees to comply with (i) all U.S. export licensing laws and regulations, (ii) all restrictions on the sale or other transfer of Products to prohibited parties, countries or end-users, and (iii) all restrictions on the sale or other transfer of Products for a prohibited end-use. In addition, Buyer acknowledges and agrees to comply with the U.S. Foreign Corrupt Practices Act, the UK Bribery Act and all other applicable antibribery laws and regulations.

DUTY TO DEFEND. Buyer agrees to defend, hold harmless and indemnify Del City and reimburse Del City for all claims, taxes, penalties, interest, costs, assessments and expenses that arise as a result of or in connection with any inadequacy or invalidity of any tax exemption certificate submitted by Buyer or any act, omission or misrepresentation of Buyer or any of its affiliates, employees, agents, contractors, Buyers, or representatives, which gives rise to any breach of this Agreement.

FORCE MAJEURE. Del City shall not be liable in any way for any delay or cancellation in shipment, manufacture or performance due to acts of God, war, riot, insurrection, terrorism, labor difficulties, accident, acts of civil or regulatory authorities, fires, floods, quarantine restrictions, plant conditions, delays in transportation, shortages of fuel, labor or any other condition beyond Del City's control.

EXCLUSIVE AGREEMENT. This Agreement constitutes the entire agreement between Buyer and Del City with regard to Buyer's purchase of Products, and supersedes all prior oral and written understandings, communications, or agreements between the parties. Del City objects to and rejects any additional or different terms or conditions in any form tendered by Buyer, including expressly rejecting any provisions that dictate that Buyer's terms control or any additional or different provisions in a Buyer's electronic business portal. Del City's failure to object to any provisions or terms from Buyer will not be a waiver or amendment of any of the provisions of this Agreement. If Buyer's purchase order or other correspondence contains terms or conditions in addition or contrary to this Agreement, Del City's acceptance of Buyer's order shall not be construed as assent to any such additional terms and conditions and will not constitute a waiver by Del City of any of this Agreement. In the event this Agreement conflicts with any previous agreement or any other purchase documents between the parties, then this Agreement shall take precedence.

GOVERNING LAW. This Agreement and any claim, dispute, or controversy arising from or relating to this Agreement or Buyer's purchase of any Products shall be governed by the laws of the State of Wisconsin, without regard to its conflict of laws rules. The parties specifically waive application of the UN Convention on Contracts for the International Sale of Goods. Buyer irrevocably consents to personal jurisdiction of the state and federal courts in and for Waukesha, County, Wisconsin, and irrevocably waives any claim it may have that any proceedings brought in such courts have been brought in an inconvenient forum.

MISCELLANEOUS. No amendment to or modification of this Agreement, in whole or in part, will be valid or binding unless it is in writing and executed by authorized representatives of both parties. If any provision of this Agreement should be found to be void or unenforceable, such provision will be stricken or modified, but only to the extent necessary to comply with the law, and the remainder of this Agreement will remain in full force and will not be terminated. No course of dealing between the parties shall amend, modify or supplement any of the provisions hereof. No waiver by Del City of a breach of any term of this Agreement shall be construed as a waiver by Del City of any other breach of this Agreement. Del City reserves the right to update this Agreement at any time; however, Buyer's rights and obligations shall be as provided in the version of this Agreement provided to Buyer or made available to Buyer at the time of its purchase of Products. Buyer shall not assign any order or any interest herein without the prior written consent of Del City. Any actual or attempted assignment without Del City's prior written consent shall entitle Del City to cancel such order upon notice to Buyer. Notices to Del City should be in writing sent by tracked next-day delivery service to: Del City, N85 W12545 Westbrook Crossing, Menomonee Falls, Wisconsin, 53051. All rights, remedies and powers of Del City are cumulative and may be pursued or enforced in any manner or order.

DEL CITY TERMS OF SALE - REVISION DATE: 09.21.2020





FAX ORDER FORM

please fax to 1.800.431.1293 or 1.262.293.0951





ship to:

company _____
 contact _____
 shipping address _____
 city _____ state _____ zip _____
 phone _____ fax _____
 email address _____

bill to: (if different than ship to)

company _____
 contact _____
 billing address _____
 city _____ state _____ zip _____
 phone _____ fax _____
 email address _____

payment method:

C.O.D.
 open account customer no. _____
 credit card     expiration
 mo. ____ yr. ____
 card number _____
 card holders signature _____

shipping information:

carrier preference _____

 If an item is currently not available, how would you like backorders to be handled.
 ship backorder when product becomes available
 cancel backorder
 please call if there are backorders
 comments _____

customer purchase order number:

| Del City part no. | description | quantity | price | amount |
|-------------------|-------------|----------|-------|--------|
| | | | | |
| | | | | |
| | | | | |
| | | | | |
| | | | | |
| | | | | |
| | | | | |
| | | | | |
| | | | | |
| | | | | |

(If ordering more than 10 line items, please fax additional pages with this form.)
 Freight and appropriate tax charges are incremental and will be added to your order. **total =**

 **WARNING:** Cancer and Reproductive Harm www.P65Warnings.ca.gov.

N85 W12545 Westbrook Crossing, Menomonee Falls, WI 53051

CREDIT APPLICATION

please fax to 1.800.431.1293 or 1.262.293.0951



account no. (if current customer) _____ **contact / buyer:** _____

company name _____ email address _____
address _____
city _____ state _____ zip _____
phone _____ fax _____

check one: individual partnership corporation **Dun & Bradstreet no.** _____

debtor (individual and partnership only) _____ title _____
years in business (required) _____ no. of employees (required) _____

taxable yes no **tax rate:** _____ % **If NO, please fax tax exemption certificate**

trade references please provide fax numbers

name _____ phone _____
address _____ city _____ state _____ zip _____ fax _____

name _____ phone _____
address _____ city _____ state _____ zip _____ fax _____

name _____ phone _____
address _____ city _____ state _____ zip _____ fax _____

name _____ phone _____
address _____ city _____ state _____ zip _____ fax _____

bank reference please provide fax number

name _____ phone _____
address _____ city _____ state _____ zip _____ fax _____

Applicant's signature attests to the company's financial responsibility, ability and willingness to pay invoices in accordance with the terms and condition of sale. In the event that account is not paid within the terms of **Net 30 from the date of the invoice**, orders are subject to being held until payment is received to bring account current. In the event that the account passes 90 days past due, the undersigned is subject to being placed for collections and assessed an interest of 18% per annum, as well as all costs of collections, including reasonable attorney's fees, if collected by law or through our collection agency. **A \$30.00 charge will be assessed for all returned checks.** If an account remains unused for 6 months a new credit application must be resubmitted.

print name: _____ **date:** _____

by: _____ **title:** _____

Notes



A series of horizontal lines for writing notes, spanning the width of the page.

Notes



A series of horizontal lines for writing notes, starting from the top of the page and extending down to just above the footer.

Industrial
Truck
Trailer
Automotive
Emergency
Specialty
Recreational
Marine
Solar
Wire Harness
Manufacture



N85 W12545 Westbrook Crossing
Menomonee Falls, WI 53051